

ipinfusion™

OcNOS®

**Open Compute
Network Operating System
for Service Providers
Version 6.6.0**

Segment Routing Guide

February 2025

© 2025 IP Infusion Inc. All Rights Reserved.

This documentation is subject to change without notice. The software described in this document and this documentation are furnished under a license agreement or nondisclosure agreement. The software and documentation may be used or copied only in accordance with the terms of the applicable agreement. No part of this publication may be reproduced, stored in a retrieval system, or transmitted in any form or any means electronic or mechanical, including photocopying and recording for any purpose other than the purchaser's internal use without the written permission of IP Infusion Inc.

IP Infusion Inc.
3979 Freedom Circle
Suite 900
Santa Clara, California 95054
<http://www.ipinfusion.com/>

For support, questions, or comments via E-mail, contact:

support@ipinfusion.com

Trademarks:

IP Infusion and OcNOS are trademarks or registered trademarks of IP Infusion. All other trademarks, service marks, registered trademarks, or registered service marks are the property of their respective owners.

Use of certain software included in this equipment is subject to the IP Infusion, Inc. End User License Agreement at <http://www.ipinfusion.com/license>. By using the equipment, you accept the terms of the End User License Agreement.

Contents

- Preface 17
 - IP Maestro Support 17
 - Audience 17
 - Conventions 17
 - Chapter Organization 17
 - Related Documentation 17
 - Feature Availability 18
 - Migration Guide 18
 - Support 18
 - Comments 18

- Command Line Interface 19**
 - Overview 19
 - Command Line Interface Help 19
 - Command Completion 20
 - Command Abbreviations 20
 - Command Line Errors 20
 - Command Negation 21
 - Syntax Conventions 21
 - Variable Placeholders 22
 - Command Description Format 23
 - Keyboard Operations 23
 - Show Command Modifiers 24
 - Begin Modifier 24
 - Include Modifier 25
 - Exclude Modifier 25
 - Redirect Modifier 26
 - Last Modifier 26
 - String Parameters 27
 - Command Modes 27
 - Command Mode Tree 28
 - Transaction-based Command-line Interface 29

- Segment Routing Configuration 30**
 - CHAPTER 1 Overview 31
 - Segment Routing Global Block 32
 - Segment Identifiers 33
 - Forwarding Example with SIDs 33
 - CHAPTER 2 Configuring ISIS Segment Routing 35
 - Topology 35
 - P2 37
 - Validation 40
 - Segment Routing Ping and Traceroute 59

Segment Routing Ping	59
Segment Routing Trace	59
Validation	60
CHAPTER 3 Flex Algorithm for ISIS	1
Overview	1
The Need for ISIS Flexible Algorithms	1
Feature Characteristics	1
Participation in a Flexible Algorithm	2
Benefits	5
Prerequisites	5
Configuration	5
Topology	5
Validation	23
Implementation Examples	36
CLI Commands	36
capability flex-algo	37
asla flex-algo	39
flex-algo	40
isis admin-group flex-algo	41
affinity-map	42
metric-type	43
priority	44
advertise-definition	45
participate	46
ti-lfa	47
exclude-maximum-delay	48
affinity-ag-exclude-any	49
affinity-ag-include-any	50
affinity-ag-include-all	51
affinity-ag-reverse-exclude-any	52
affinity-ag-reverse-include-any	53
affinity-ag-reverse-include-all	54
affinity-eag-exclude-any	55
affinity-eag-include-any	56
affinity-eag-include-all	57
affinity-eag-reverse-exclude-any	58
affinity-eag-reverse-include-any	59
affinity-eag-reverse-include-all	60
isis te-metric flex-algo ipv4	61
isis te-minimum-delay	62
isis te-maximum-delay	63
isis te-minimum-delay flex-algo	64
isis te-maximum-delay flex-algo	65
extended-admin-group	66
isis extended-admin-group flex-algo	67
extended-admin-group anomaly	68

isis extended-admin-group anomaly flex-algo	69
admin-group anomaly	70
isis admin-group anomaly flex-algo	71
show isis flex-algo	72
show isis flex-algo number status	73
show isis flex-algo all status usercfg	74
show isis flex-algo all status election	75
show isis flex-algo all status winner	76
show isis extend-admin-groups	77
show isis flex-algo all status	78
Glossary	79
CHAPTER 4 Traffic Steering for Flexible Algorithms	80
Overview	80
Feature Characteristics	80
Benefits	80
Prerequisites	81
Configuration	81
Topology	81
Configuration for BGP-VPLS Traffic Steering with ODN for FlexAlgo	82
Validation	85
Configuration for L3VPN (VPNv4) Traffic Steering with ODN for FlexAlgo	88
Configuration for EVPN Traffic Steering with ODN for FlexAlgo	99
CHAPTER 5 Configuring ISIS SR Mapping Server with LDP	106
Topology	106
Validation 1	113
CHAPTER 6 Configuring OSPF Intra-Area Segment Routing	145
Topology	145
PE1	145
P1	146
P2	147
PE3	148
PE4	149
Validation	149
Validation 1	149
Validation 2	150
Validation 3	156
Segment Routing MPLS OAM	184
Segment Routing Ping	184
Segment Routing Traceroute	185
Validation	185
CHAPTER 7 Configuring OSPF Inter-Area Segment Routing	194
Topology	194
Validation	197
Validation 1	197
Validation 2	198

PE1 in Backbone Area 0	198
P1 in Backbone Area 0	216
P2: ABR Connected to Area 0 and Area 1	236
P3 in Area 1	272
PE2 in Area 1	288
CHAPTER 8 Configuring OSPF SR Mapping Server with LDP	305
Topology	305
PE1	306
PE2	307
P1	308
P2	309
PE3	311
PE4	311
Validation 1	312
Validation 2	313
PE1 and PE2 Segment Routing Domain	313
P1 and P2 Segment Routing Mapping Server Domain	315
PE3 and PE4 LDP Domain	319
Validation 3	324
Validation 4	327
Validation 5	359
CHAPTER 9 Configuring OSPFv6 Segment Routing IPv6	361
SRv6	361
Topology	361
P2	364
Validation	367
CHAPTER 10 OSPF-SR-User Defined Adjacency SID	376
Topology	376
Configuration	376
Validation	389
CHAPTER 11 Segment Routing Policy for Traffic Engineering	404
Topology	404
Dynamic Path Policy with ISIS	404
Validation 1	411
Validation 2	412
Validation 3	415
Validation 4	425
Dynamic Path Policy with OSPF	425
Validation 1	431
Validation 2	432
Validation 3	434
Validation 4	456
Explicit Path Policy	457
Validation 1	463
Validation 2	463

Validation 3	464
CHAPTER 12 Topology-Independent Loop-Free Alternate	466
Terminology	466
Difference between LFA/RLFA/TI-LFA	466
Topology	467
TI-LFA FRR Path using a PQ node with OSPF-SR	468
TI-LFA FRR Path using a PQ node with ISIS-SR	478
Topology	490
TI-LFA FRR Path using a Direct Neighbor with OSPF-SR	491
TI-LFA FRR Path using a Direct Neighbor with ISIS-SR	497
Topology	503
TI-LFA FRR Path using Adjacent P and Q nodes with OSPF-SR	503
TI-LFA FRR Path using Adjacent P and Q nodes with ISIS-SR	510
TI-LFA FRR for SR-Policy	516
CHAPTER 13 Seamless BFD for SR-TE	519
Topology	519
Configuration	520
Validation	527
CHAPTER 14 Segment Routing v6 Configuration	558
SRv6	558
Topology	558
Configuration for ISISv6 with SRv6	558
CHAPTER 15 Configuring SRv6 EVPN ELINE	568
SRv6 EVPN ELINE Single Homing	568
Topology	568
SRV6 EVPN ELINE SH Configuration without Policy	568
SRV6 EVPN ELINE Validation without Policy	574
SRv6 Policy Configuration	586
SRV6 EVPN ELINE SH with Tunnel Policy Validation	588
SRv6 EVPN ELINE Multi-Homing	594
Topology	594
SRV6 EVPN ELINE MH Configuration	595
SRV6 EVPN ELINE Validation	603
CHAPTER 16 Configure SRv6 with EVPN ELAN	621
Overview	621
Feature Characteristics	621
Benefits	621
Prerequisites	621
Configuration	621
Topology	621
Validation	627
Implementation Examples	631
CLI Commands	631
evi-name	631
evpn srv6 mac-ageing-time	632

arp-nd refresh timer	632
mac-holdtime	633
show evpn srv6	634
show evpn srv6 arp-cache	635
show evpn srv6 mac-table	636
show evpn srv6 nd-cache	637
show evpn srv6 route-count	638
show evpn srv6 static host state	639
Glossary	639
CHAPTER 17 BGP Link State OSPFv3 with SRv6	641
Topology	641
Configurations	642
CHAPTER 18 SRv6 BGP LS with ISIS Configuration	676
BGP-LS	676
Topology	676
Validation	679
CHAPTER 19 BGP On-Demand Next Hop and Auto Steering	689
Topology	689
Configuring	689
Ingress PE1	689
Egress PE2	691
Validation 1	692
Validation 2	693
CHAPTER 20 Operations, Administration and Maintenance (OAM) over SRv6	694
Topology	694
Configuration	694
Validation	701
CHAPTER 21 ISIS Segment Routing Micro-Loop Avoidance	717
Topology	717
Validation	724
Validation 1	724
Validation 2	725
Validation 3	726
Validation 4	737
Validation 5	742
CHAPTER 22 TWAMP over L3VPN with SR	744
Topology	744
SR-MPLS Configuration	744
Configure L3VPN	748
TWAMP Configuration Between CE1 and CE2	751
TWAMP Configuration Between CE1 and PE2	752
Validation	753
L3VPN over SR VALIDATION	753
CE1 to CE2 TWAMP VALIDATION	754

CE1 to PE2 TWAMP VALIDATION	756
CHAPTER 23 TWAMP over L3VPN with SRv6	758
Topology	758
SRv6 Configuration	758
Configure L3VPN	762
TWAMP Between CE1 and CE2	765
TWAMP Configuration on Reflector (CE2)	766
Validation	766
L3VPN over SRv6 Validation	766
TWAMP CE1 to CE2 Validation	768
CHAPTER 24 TWAMP over EVPN-L3VPN with SR	771
Topology	771
SR-MPLS Configuration	771
Configure TWAMP over EVPN-L3VPN	775
TWAMP Configuration on Sender (CE1)	778
TWAMP Configuration on Reflector (CE2)	779
Validation	779
TWAMP VALIDATION	781
CHAPTER 25 Entropy Labels for ISIS or OSPF Segment Routing	783
Overview	783
Feature Characteristics	783
Benefits	783
Prerequisites	783
Topology	784
ISIS Configuration	784
OSPF Configuration	786
Implementation Examples	786
New CLI Commands	787
segment-routing entropy-label	787
Validation	787
Abbreviations	789
Glossary	790
CHAPTER 26 Seamless BFD On Qumran2	791
Overview	791
Feature Characteristics	791
Benefits	791
Prerequisites	791
Configuration	792
Topology	792
Validation	793
Implementation Examples	794
Troubleshooting	794
Abbreviations	794
Glossary	794

CHAPTER 27	Segment Routing ECMP for ISIS or OSPF	757
Overview		757
Feature Characteristics		757
Benefits		757
Prerequisites		758
Configuration		758
Topology		758
Validation		769
CLI Commands		775
mpls ilm-ecmp sr		775
mpls ftn-ecmp sr		776
show ip isis route prefix A.B.C.D/M		776
show ip isis route detail		777
show ip isis route tilfa prefix A.B.C.D/M		779
show isis tilfa pq (WORD)		780
show ip ospf route detail		782
show hsl hw unit 0 encap-db LSP_ENCAP_ID		784
Troubleshooting		785
Glossary		785
CHAPTER 28	Service Mapping for Segment Routing	787
Overview		787
Feature Characteristics		787
Benefits		787
Prerequisites		788
Configuration		788
Topology		788
Validation		797
Implementation Examples		799
Glossary		799
Segment Routing Command Reference		786
CHAPTER 1	Segment Routing Commands	787
adjacency-sid		789
clear mpls counters isis-segment-routing		790
clear mpls counters ospf-segment-routing		791
clear mpls counters sr-policy		792
debug ip ospf tilfa		793
debug isis sr		794
debug isis tilfa		795
debug ospf sr		796
fast-reroute per-prefix ti-lfa area (OSPFv2)		797
fast-reroute ti-lfa (ISIS)		798
global block		799
isis segment-routing global block		800
local block		801
mpls sr-prefer		802

ospf segment-routing global block	803
ping mpls	804
ping mpls generic	806
prefix-sid	808
segment-routing capability entropy	809
segment-routing mpls	810
show hsl mpls tunnel (tunnel-id VALUE)	811
show ip isis route tilfa	813
show isis tilfa pq	815
show ip ospf segment-routing capability	817
show ip ospf segment-routing mapping-table	818
show ip ospf segment-routing state	820
show ip ospf tilfa-backup-path	821
show ip ospf tilfa-repair-list	823
show isis segment-routing capability	825
show isis segment-routing mapping-table	826
show isis segment-routing state	827
show mpls counters isis-segment-routing	828
show mpls counters ospf-segment-routing	830
show mpls counters sr-policy	832
trace mpls	833
trace mpls generic	835
CHAPTER 2 Segment Routing Mapping Server Commands	837
A.B.C.D/M SID-number	838
exit-ms	839
exit-ms-af	840
mapping-server	841
prefix-sid-map address-family ipv4	842
segment-routing	843
segment-routing prefix-sid-map advertise-local	844
segment-routing prefix-sid-map receive	845
show segment-routing mapping-server prefix-sid-map	846
srms preference	847
CHAPTER 3 Segment Routing Policy Commands	848
A.B.C.D (IP constraints)	849
admin-state down	850
affinity	851
binding-sid mpls label	852
candidate-path	853
color end-point	854
constraints	855
cspf-retry-interval	856
cspf-retry-limit	857
debug sr-policy	858
dynamic-path	859
exit-pol-cp	860

exit-sr-pol	861
exit-sr-sl	862
exit-te	863
explicit segment-list	864
explicit-null ipv4	865
index segment-type-1	866
metric-type	867
ping mpls sr-policy	868
policy	870
policy-fast-reroute-enable	871
preference	872
segment-list	873
show segment-routing policy	874
traffic-engineering	877
CHAPTER 4 Segment Routing v6 Commands	878
locators	879
locator WORD	880
prefix X:X::X:X/X	881
segment-routing srv6 (IPv4)	882
segment-routing srv6 (ISIS)	883
segment-routing srv6 (OSPFv3)	884
segment-routing srv6 (VPNv4)	885
srv6	886
srv6-locator	887
srv6-locator WORD	888
srv6-locator WORD (OSPFv3)	889
show ipv6 ospf database <LSA name>	891
show segment-routing srv6 locator	895
show segment-routing srv6 manager	896
show segment-routing srv6 services	897
show segment-routing srv6 sid	898
show segment-routing srv6 transports	899
sid-alloc per-vrf	900
CHAPTER 5 Segment Routing v6 Policy Commands	901
admin-state down	902
candidate-path	903
color end-point	904
explicit segment-list	905
index segment-type-2	906
policy	907
preference	908
segment-list	909
show segment-routing policy	910
show running-config segment-routing	912
traffic-engineering	914

CHAPTER 6	Segment Routing v6 OAM Commands	915
	ping srv6	916
	ping srv6 policy	918
	traceroute srv6	920
	traceroute srv6 policy	921
CHAPTER 7	Segment Routing Service Mapping Commands	923
	color	924
	tunnel-select-policy	925
	tunnel-policy	926
	show running-config tunnel-policy	927
CHAPTER 8	Seamless BFD Commands	928
	hardware-profile seamless-bfd	929
		930
	min-tx	931
	s-bfd discriminator	932
	s-bfd sr policy	933
	shutdown	934
CHAPTER 9	EVPN SRv6 Commands	933
	evi-name	934
	evpn srv6 enable	935
	evpn srv6 id	936
	evpn srv6 ip-global	937
	evpn srv6 multihoming enable	938
	host-reachability-protocol	939
	locator	940
	show evpn srv6 xconnect	941
	show running-config evpn srv6	943
	show segment-routing srv6 services evpn	945
CHAPTER 10	On-Demand Nexthop Commands	946
	A.B.C.D (IP constraints)	947
	affinity	948
	binding-sid mpls label	949
	candidate-path	950
	constraints	951
	cspf-retry-interval	952
	cspf-retry-limit	953
	dynamic-path	954
	exit-odn-cp	955
	exit-sr-odn	956
	metric-type	957
	on-demand-nexthop	958
	preference	959
	show segment-routing policy	960
	Path Computation Element Communication Protocol Configuration	962

CHAPTER 1 BGP Link-State and PCEP Configuration 963

 BGP-LS 963

 PCEP 963

 Topology. 964

 Configuration for PCEP AND BGP-LS 964

 Validation 969

CHAPTER 2 BGP Link State with ISIS Segment Routing 974

 Overview 974

 Topology 975

 Configuration. 975

 Validation on R3. 982

 Validation on R5. 993

 Validation on Controller 999

 SRMS Configuration 1004

 Validation on R3. 1005

CHAPTER 3 BGP Link State with OSPF Segment Routing. 1012

 Overview 1012

 Topology 1012

 Validation. 1018

 [Validation for Particular NLRI 1038

 Validation for Controller (R7) 1039

 SRMS Configuration 1042

 Validation on R3. 1043

CHAPTER 4 PCEP Segment Routing 1053

 Topology 1053

 Configuration. 1053

 Validation. 1058

CHAPTER 5 PCEP RSVP 1059

 Topology 1059

 Configuration. 1059

 Validation. 1063

CHAPTER 6 BGP Link-State Egress Peer Engineering. 1065

 Topology 1065

 Configuration for BGP LS EPE 1065

 Validation 1069

CHAPTER 7 BGP Link-State Advertisement of IGP TE 1076

 Topology 1076

Path Computation Element Communication Protocol Command Reference 1085

CHAPTER 1 PCEP Commands 1086

 capability 1087

 clear pcep peer 1088

 clear pcep request 1089

 clear pcep statistics 1090

cool-off-timeout	1091
deadtimer	1092
debug pcep	1093
exit-capability	1094
flap-limit	1095
keepalive	1096
lsp-state-timeout	1097
pce configuration	1098
pce init-lsp-limit	1099
pce instantiation	1100
peer-address	1101
redelegation-timeout	1102
request-timeout	1103
show pcep client	1104
show pcep detail	1105
show pcep pce-request	1106
show pcep peer	1107
show pcep segment-routing srv6 path brief	1109
show pcep statistics	1110
show pcep tunnel	1111
tolerance deadtimer	1112
tolerance keepalive	1113
update-limit	1114
update-source	1115
CHAPTER 2 BGP Link State Distribution Commands	1116
address-family	1117
debug bgp link-state	1118
debug ip ospf dist-ls	1119
debug isis dist-ls	1120
distribute bgp-ls	1121
show bgp link-state	1122
CHAPTER 3 PCEP Segment-Routing Commands	1125
pce entity	1126
	1127
pce lsp-delegate	1128
pce state-report	1129
segment-routing pcep	1130
show pcep segment-routing lsp	1131
CHAPTER 4 Egress Peer Engineering Commands	1133
egress-engineering	1134
neighbor peer-adj hop-address	1135
neighbor peer-adj hop-address backup	1136
neighbor peer-node	1137
neighbor peer-node backup	1138
neighbor peer-set	1139

Index 1140

Preface

This guide describes how to configure OcNOS.

IP Maestro Support

Monitor devices running OcNOS Release 6.3.4-70 and above using IP Maestro software.

Audience

This guide is intended for network administrators and other engineering professionals who configure OcNOS.

Conventions

[Table 1](#) on page 17 shows the conventions used in this guide.

Table 1: Conventions

Convention	Description
Italics	Emphasized terms; titles of books
Note:	Special instructions, suggestions, or warnings
<code>monospaced type</code>	Code elements such as commands, parameters, files, and directories

Chapter Organization

The chapters in command references are organized as described in [Command Description Format](#).

The chapters in configuration guides are organized into these major sections:

- An overview that explains a configuration in words
- Topology with a diagram that shows the devices and connections used in the configuration
- Configuration steps in a table for each device where the left-hand side shows the commands you enter and the right-hand side explains the actions that the commands perform
- Validation which shows commands and their output that verify the configuration

Related Documentation

For information about installing OcNOS, see the *Installation Guide* for your platform.

Feature Availability

The features described in this document that are available depend upon the OcNOS SKU that you purchased. See the *Feature Matrix* for a description of the OcNOS SKUs.

Migration Guide

Check the *Migration Guide* for configuration changes to make when migrating from one version of OcNOS to another.

Support

For support-related questions, contact support@ipinfusion.com.

Comments

If you have comments, or need to report a problem with the content, contact techpubs@ipinfusion.com.

Command Line Interface

This chapter introduces the OcNOS Command Line Interface (CLI) and how to use its features.

Overview

You use the CLI to configure, monitor, and maintain OcNOS devices. The CLI is text-based and each command is usually associated with a specific task.

You can give the commands described in this manual locally from the console of a device running OcNOS or remotely from a terminal emulator such as `putty` or `xterm`. You can also use the commands in scripts to automate configuration tasks.

Command Line Interface Help

You access the CLI help by entering a full or partial command string and a question mark “?”. The CLI displays the command keywords or parameters along with a short description. For example, at the CLI command prompt, type:

```
> show ?
```

The CLI displays this keyword list with short descriptions for each keyword:

```
show ?
  application-priority      Application Priority
  arp                      Internet Protocol (IP)
  bfd                      Bidirectional Forwarding Detection (BFD)
  bgp                      Border Gateway Protocol (BGP)
  bi-lsp                   Bi-directional lsp status and configuration
  bridge                   Bridge group commands
  ce-vlan                  COS Preservation for Customer Edge VLAN
  class-map                Class map entry
  cli                      Show CLI tree of current mode
  clns                    Connectionless-Mode Network Service (CLNS)
  control-adjacency        Control Adjacency status and configuration
  control-channel          Control Channel status and configuration
  cspf                    CSPF Information
  customer                Display Customer spanning-tree
  cvlan                   Display CVLAN information
  debugging                Debugging functions
  etherchannel             LACP etherchannel
  ethernet                 Layer-2
  ...
```

If you type the ? in the middle of a keyword, the CLI displays help for that keyword only.

```
> show de?
debugging  Debugging functions
```

If you type the ? in the middle of a keyword, but the incomplete keyword matches several other keywords, OcNOS displays help for all matching keywords.

```
> show i? (CLI does not display the question mark).
interface  Interface status and configuration
ip         IP information
isis      ISIS information
```

Command Completion

The CLI can complete the spelling of a command or a parameter. Begin typing the command or parameter and then press the tab key. For example, at the CLI command prompt type `sh`:

```
> sh
```

Press the tab key. The CLI displays:

```
> show
```

If the spelling of a command or parameter is ambiguous, the CLI displays the choices that match the abbreviation. Type `show i` and press the tab key. The CLI displays:

```
> show i
  interface ip          ipv6          isis
> show i
```

The CLI displays the `interface` and `ip` keywords. Type `n` to select `interface` and press the tab key. The CLI displays:

```
> show in
> show interface
```

Type `?` and the CLI displays the list of parameters for the `show interface` command.

```
> show interface
  IFNAME  Interface name
  |       Output modifiers
  >      Output redirection
  <cr>
```

The CLI displays the only parameter associated with this command, the `IFNAME` parameter.

Command Abbreviations

The CLI accepts abbreviations that uniquely identify a keyword in commands. For example:

```
> sh int xe0
```

is an abbreviation for:

```
> show interface xe0
```

Command Line Errors

Any unknown spelling causes the CLI to display the error `Unrecognized command` in response to the `?`. The CLI displays the command again as last entered.

```
> show dd?
% Unrecognized command
> show dd
```

When you press the Enter key after typing an invalid command, the CLI displays:

```
(config)#router ospf here ^
% Invalid input detected at '^' marker.
```

where the `^` points to the first character in error in the command.

If a command is incomplete, the CLI displays the following message:

```
> show
% Incomplete command.
```

Some commands are too long for the display line and can wrap mid-parameter or mid-keyword, as shown below. This does *not* cause an error and the command performs as expected:

```
area 10.10.0.18 virtual-link 10.10.0.19 authent
ication-key 57393
```

Command Negation

Many commands have a `no` form that resets a feature to its default value or disables the feature. For example:

- The `ip address` command assigns an IPv4 address to an interface
- The `no ip address` command removes an IPv4 address from an interface

Syntax Conventions

[Table 2](#) on page 21 describes the conventions used to represent command syntax in this reference.

Table 2: Syntax conventions

Convention	Description	Example
monospaced font	Command strings entered on a command line	<code>show ip ospf</code>
lowercase	Keywords that you enter exactly as shown in the command syntax.	<code>show ip ospf</code>
UPPERCASE	See Variable Placeholders	<code>IFNAME</code>
()	Optional parameters, from which you must select one. Vertical bars delimit the selections. Do not enter the parentheses or vertical bars as part of the command.	<code>(A.B.C.D <0-4294967295>)</code>
()	Optional parameters, from which you select one or none. Vertical bars delimit the selections. Do not enter the parentheses or vertical bars as part of the command.	<code>(A.B.C.D <0-4294967295>)</code>
()	Optional parameter which you can specify or omit. Do not enter the parentheses or vertical bar as part of the command.	<code>(IFNAME)</code>
{ }	Optional parameters, from which you must select one or more. Vertical bars delimit the selections. Do not enter the braces or vertical bars as part of the command.	<code>{intra-area <1-255> inter-area <1-255> external <1-255>}</code>

Table 2: Syntax conventions (Continued)

Convention	Description	Example
[]	Optional parameters, from which you select zero or more. Vertical bars delimit the selections. Do not enter the brackets or vertical bars as part of the command.	[<1-65535> AA:NN internet local-AS no-advertise no-export]
?	Nonrepeatable parameter. The parameter that follows a question mark can only appear once in a command string. Do not enter the question mark as part of the command.	?route-map WORD
.	Repeatable parameter. The parameter that follows a period can be repeated more than once. Do not enter the period as part of the command.	set as-path prepend .<1-65535>

Variable Placeholders

[Table 3](#) on page 22 shows the tokens used in command syntax use to represent variables for which you supply a value.

Table 3: Variable placeholders

Token	Description
WORD	A contiguous text string (excluding spaces)
LINE	A text string, including spaces; no other parameters can follow this parameter
IFNAME	Interface name whose format varies depending on the platform; examples are: eth0, Ethernet0, ethernet0, xe0
A.B.C.D	IPv4 address
A.B.C.D/M	IPv4 address and mask/prefix
X:X::X:X	IPv6 address
X:X::X:X/M	IPv6 address and mask/prefix
HH:MM:SS	Time format
AA:NN	BGP community value
XX:XX:XX:XX:XX:XX	MAC address
<1-5> <1-65535> <0-2147483647> <0-4294967295>	Numeric range

Command Description Format

[Table 4](#) on page 23 explains the sections used to describe each command in this reference.

Table 4: Command descriptions

Section	Description
Command Name	The name of the command, followed by what the command does and when should it be used
Command Syntax	The syntax of the command
Parameters	Parameters and options for the command
Default	The state before the command is executed
Command Mode	The mode in which the command runs; see Command Modes
Example	An example of the command being executed

Keyboard Operations

[Table 5](#) on page 23 lists the operations you can perform from the keyboard.

Table 5: Keyboard operations

Key combination	Operation
Left arrow or Ctrl+b	Moves one character to the left. When a command extends beyond a single line, you can press left arrow or Ctrl+b repeatedly to scroll toward the beginning of the line, or you can press Ctrl+a to go directly to the beginning of the line.
Right arrow or Ctrl-f	Moves one character to the right. When a command extends beyond a single line, you can press right arrow or Ctrl+f repeatedly to scroll toward the end of the line, or you can press Ctrl+e to go directly to the end of the line.
Esc, b	Moves back one word
Esc, f	Moves forward one word
Ctrl+e	Moves to end of the line
Ctrl+a	Moves to the beginning of the line
Ctrl+u	Deletes the line
Ctrl+w	Deletes from the cursor to the previous whitespace
Alt+d	Deletes the current word
Ctrl+k	Deletes from the cursor to the end of line
Ctrl+y	Pastes text previously deleted with Ctrl+k, Alt+d, Ctrl+w, or Ctrl+u at the cursor

Table 5: Keyboard operations (Continued)

Key combination	Operation
Ctrl+t	Transposes the current character with the previous character
Ctrl+c	Ignores the current line and redisplay the command prompt
Ctrl+z	Ends configuration mode and returns to exec mode
Ctrl+l	Clears the screen
Up Arrow or Ctrl+p	Scroll backward through command history
Down Arrow or Ctrl+n	Scroll forward through command history

Show Command Modifiers

You can use two tokens to modify the output of a `show` command. Enter a question mark to display these tokens:

```
# show users ?
  | Output modifiers
  > Output redirection
```

You can type the | (vertical bar character) to use output modifiers. For example:

```
> show rsvp | ?
begin      Begin with the line that matches
exclude    Exclude lines that match
include    Include lines that match
last       Last few lines
redirect   Redirect output
```

Begin Modifier

The `begin` modifier displays the output beginning with the first line that contains the input string (everything typed after the `begin` keyword). For example:

```
# show running-config | begin xe1
...skipping
interface xe1
  ipv6 address fe80::204:75ff:fee6:5393/64
!
interface xe2
  ipv6 address fe80::20d:56ff:fe96:725a/64
!
line con 0
  login
!
end
```

You can specify a regular expression after the `begin` keyword, This example begins the output at a line with either “xe2” or “xe4”:

```
# show running-config | begin xe[2-4]
...skipping
```



```

interface xe2
 shutdown
!
interface xe4
 shutdown
!
interface svlan0.1
 no shutdown
!
route-map myroute permit 2
!
route-map mymap1 permit 10
!
route-map rmap1 permit 2
!
line con 0
 login
line vty 0 4
 login
!
end

```

Include Modifier

The `include` modifier includes only those lines of output that contain the input string. In the output below, all lines containing the word “input” are included:

```

# show interface xe1 | include input
  input packets 80434552, bytes 2147483647, dropped 0, multicast packets 0
  input errors 0, length 0, overrun 0, CRC 0, frame 0, fifo 1, missed 0

```

You can specify a regular expression after the `include` keyword. This examples includes all lines with “input” or “output”:

```

#show interface xe0 | include (in|out)put
  input packets 597058, bytes 338081476, dropped 0, multicast packets 0
  input errors 0, length 0, overrun 0, CRC 0, frame 0, fifo 0, missed 0
  output packets 613147, bytes 126055987, dropped 0
  output errors 0, aborted 0, carrier 0, fifo 0, heartbeat 0, window 0

```

Exclude Modifier

The `exclude` modifier excludes all lines of output that contain the input string. In the following output example, all lines containing the word “input” are excluded:

```

# show interface xe1 | exclude input
Interface xe1
 Scope: both
 Hardware is Ethernet, address is 0004.75e6.5393
 index 3 metric 1 mtu 1500 <UP,BROADCAST,RUNNING,MULTICAST>
 VRF Binding: Not bound
 Administrative Group(s): None
 DSTE Bandwidth Constraint Mode is MAM
 inet6 fe80::204:75ff:fee6:5393/64
  output packets 4438, bytes 394940, dropped 0
  output errors 0, aborted 0, carrier 0, fifo 0, heartbeat 0, window 0
  collisions 0

```

You can specify a regular expression after the `exclude` keyword. This example excludes lines with “output” or “input”:

```
# show interface xe0 | exclude (in|out)put
Interface xe0
  Scope: both
  Hardware is Ethernet Current HW addr: 001b.2139.6c4a
  Physical:001b.2139.6c4a Logical:(not set)
  index 2 metric 1 mtu 1500 duplex-full arp ageing timeout 3000
  <UP,BROADCAST,RUNNING,MULTICAST>
  VRF Binding: Not bound
  Bandwidth 100m
  DHCP client is disabled.
  inet 10.1.2.173/24 broadcast 10.1.2.255
  VRRP Master of : VRRP is not configured on this interface.
  inet6 fe80::21b:21ff:fe39:6c4a/64
  collisions 0
```

Redirect Modifier

The `redirect` modifier writes the output into a file. The output is not displayed.

```
# show cli history | redirect /var/frame.txt
```

The output redirection token (`>`) does the same thing:

```
# show cli history >/var/frame.txt
```

Last Modifier

The `last` modifier displays the output of last few number of lines (As per the user input). The last number ranges from 1 to 9999.

For example:

```
#show running-config | last 10
```

String Parameters

The restrictions in [Table 6](#) on page 27 apply for all string parameters used in OcnOS commands, unless some other restrictions are noted for a particular command.

Table 6: String parameter restrictions

Restriction	Description
Input length	1965 characters or less
Restricted special characters	“?” , “,” , “>” , “ ” , and “=” The “ ” character is allowed only for the <code>description</code> command in interface mode.

Command Modes

Commands are grouped into modes arranged in a hierarchy. Each mode has its own set of commands. [Table P-7](#) lists the command modes common to all protocols.

Table 7: Common command modes

Name	Description
Executive mode	Also called <i>view</i> mode, this is the first mode to appear after you start the CLI. It is a base mode from where you can perform basic commands such as <code>show</code> , <code>exit</code> , <code>quit</code> , <code>help</code> , and <code>enable</code> .
Privileged executive mode	Also called <i>enable</i> mode, in this mode you can run additional basic commands such as <code>debug</code> , <code>write</code> , and <code>show</code> .
Configure mode	Also called <i>configure terminal</i> mode, in this mode you can run configuration commands and go into other modes such as <code>interface</code> , <code>router</code> , <code>route map</code> , <code>key chain</code> , and <code>address family</code> . Configure mode is single user. Only one user at a time can be in configure mode.
Interface mode	In this mode you can configure protocol-specific settings for a particular interface. Any setting you configure in this mode overrides a setting configured in router mode.
Router mode	This mode is used to configure router-specific settings for a protocol such as BGP or OSPF.

Command Mode Tree

The diagram below shows the common command mode hierarchy.

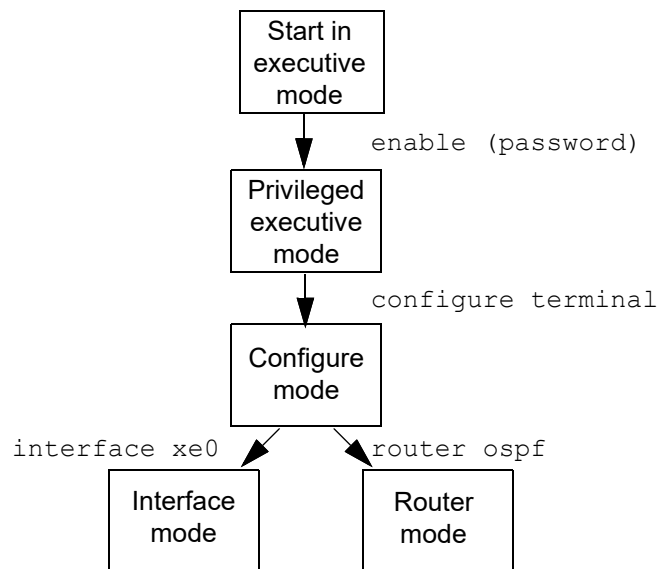


Figure P-1: Common command modes

To change modes:

1. Enter privileged executive mode by entering `enable` in Executive mode.
2. Enter configure mode by entering `configure terminal` in Privileged Executive mode.

The example below shows moving from executive mode to privileged executive mode to configure mode and finally to router mode:

```
> enable mypassword
# configure terminal
Enter configuration commands, one per line. End with CNTL/Z.
(config)# router ospf
(config-router)#
```

Note: Each protocol can have modes in addition to the common command modes. See the command reference for the respective protocol for details.

Transaction-based Command-line Interface

The OcNOS command line interface is transaction based:

- Any changes done in configure mode are stored in a separate *candidate* configuration that you can view with the `show transaction current` command.
- When a configuration is complete, apply the candidate configuration to the running configuration with the `commit` command.
- If a `commit` fails, no configuration is applied as the entire transaction is considered failed. You can continue to change the candidate configuration and then retry the `commit`.
- Discard the candidate configuration with the `abort transaction` command.
- Check the last aborted transaction with the `show transaction last-aborted` command.
- Multiple configurations cannot be removed with a single `commit`. You must remove each configuration followed by a `commit`.

Note: All commands MUST be executed only in the default CML shell (`cmlsh`). If you log in as root and start `imish`, then the system configurations will go out of sync. The `imish` shell is not supported and should not be started manually.

Segment Routing Configuration

CHAPTER 1 Overview

Source routing is a technique where the sender of a packet can partially or completely specify a route in a network through which a packet is sent. Segment routing is a form of source routing where nodes and links are represented as segments. The path that a particular packet needs to traverse is represented by one or more segments. The list of segments is inserted into the packet itself and each segment in the path represents a particular node or an adjacency through which the packet needs to pass. The OcNOS implementation of segment routing is based on draft-ietf-spring-segment-routing-09.

A segment can be any instruction, topological or service based.

A segment can be

- Local to an SR node or global within an SR domain.
- IGP-based forwarding construct
- BGP-based forwarding construct

A segment may be associated with topological instructions.

For example:

- A topological local segment may instruct the node to forward the packet via specific outgoing interface.
- A topological global segment may instruct the SR domain to forward the packet via specific path to destination.

A segment may be associated with a service instruction.

- Packet should be processed by a container or Virtual Machine (VM) associated with the segment

They are importantly two kinds of segments.

- Prefix Segment

It is used to forward the packet along the shortest path to reach the prefix. When the prefix is that of the loopback interface which identifies the node and it's called a Node Segment. Prefix Segments are global segments and all the nodes in SR domain has the forwarding entry available for the prefix segment advertised.

- Adjacency Segment

It is used to forward the packet via a specific link to a particular neighbor. It's generally a local segment and only the node which holds the adjacency has the forwarding entry available for that adjacency.

OcNOS uses prefix segments which forward a packet along the shortest path to reach the prefix. Prefix segments are global and all the nodes in the segment routing domain advertise the forwarding entry for the prefix segment. When a prefix is for a loopback interface that identifies a node, it is called a node segment.

Segment routing does not require any additional control plane protocol and is implemented by extending an existing interior gateway protocol (IGP) such as OSPF and ISIS. Segment routing replaces MPLS control plane protocols such as LDP or RSVP.

In OcNOS, MPLS clients such as LDP and RSVP create FEC-to-NHLFE and Incoming Label Map (FTN/ILM) entries by signaling within the MPLS domain. After this, the entries are installed into the MPLS RIB hosted by NSM.

The segment routing framework reuses the existing MPLS framework with OSPF and ISIS which acts as an MPLS client. OSPF and ISIS with segment routing extensions exchanges the segment information within the segment routing domain. These segments are converted to MPLS FTN/ILM entries using a library. After this, the entries are installed into the same MPLS RIB hosted by NSM.

OcNOS supports ISIS and OSPF extensions to achieve segment routing via the MPLS data plane. OcNOS supports prefix segments and adjacency segments.

In segment routing, the path states are maintained only at the ingress node and the path to follow is pushed into the packet itself. The transit and egress nodes do not maintain state for each path traversing through them. The configuration overhead is less than traditional MPLS.

The major benefits of segment routing are as follows.

1. Simplified
 - When applied to the MPLS data plane, Segment Routing offers the ability to tunnel MPLS services (VPN, VPLS, and VPWS) from an ingress provider edge to an egress provider edge without any other protocol than an IGP (ISIS or OSPF).
 - Simpler operation without separate protocols for label distribution (for example, no LDP or RSVP)
 - No complex LDP or IGP synchronization to troubleshoot.
2. Ready for SDN
 - Segment Routing is a compelling architecture that supports Software-Defined Network (SDN) and is the foundation for Application Engineered Routing (AER).
 - It strikes a balance between network-based distributed intelligence, such as automatic link and node protection, and controller-based centralized intelligence, such as traffic optimization
3. Scalable
 - Avoid thousands of labels in LDP database.
 - Avoid thousands of MPLS Traffic Engineering LSPs in the network.
 - Avoid thousands of tunnels to configure.
4. Supports Fast Reroute (FRR)
 - The traditional LFA and RLFA technologies have topology constraints that mean they are unable to implement 100% fault protection
 - Segment routing provides Topology Independent Loop Free Alternate (TI-LFA) as its main solution for FRR.
 - In case of link or node failures in a network, MPLS uses the FRR mechanism for convergence

Segment Routing Global Block

The Segment Routing Global Block (SRGB) is a local property of a segment routing node. In the context of MPLS, it is a set of “local labels” for global segments.

By default, OcNOS uses the same local label range (16000-23999) for all the segment routing nodes for SRGB.

If a node participates in multiple SR domains, there is one SRGB for each SR domain. In SR-MPLS, SRGB is a local property of a node and identifies the set of local labels reserved for global segments.

In SR-MPLS, using identical SRGBs on all nodes within the SR domain is strongly recommended. Doing so eases operations and troubleshooting as the same label represents the same global segment at each node.

When SRGB is not configured, the system reserves a default label range.

The SRGB default value is 16000 to 23999. The SRGB can be configured as follows:

Note: Make sure that the labels in the SRGB label range are not used by any other protocols (LDP, RSVP, BGP, static LSP, ISIS-SR policy, OSPF-SR policy). To check the label ranges configured for each of the protocols use `show mpls label-space 0` and re-configure the SRGB label range with a label range that is available.

SRGB in global mode:

```
#conf t
```



```
(config)#segment-routing
(config-sr)#global block 30000 50000
```

SRGB declared in global mode can be used by either ISIS or OSPF if they do not have configured SRGB in their respective routing process level.

SRGB under ISIS:

```
(config)#router isis isis1
(config-router)#isis segment-routing global block <16-1048575>
```

SRGB under OSPF:

```
(config)#router ospf 1
(config-router)#ospf segment-routing global block <16-1048575>
```

Segment Identifiers

Segments are identified by a Segment Identifier (SID) which is an unsigned 32-bit integer. Because the MPLS data plane is used, the segments are identified by a 20-bit integer, leaving the 12 left-most bits of the SID unused. A SID has an absolute value and index (label) allocated for the segment. Because the SRGB is the same across the entire domain, all nodes identify the segment with the same absolute value.

Prefix SID Absolute Value

Specify an absolute SID-value for each node to create a specific prefix SID within the configured SRGB range.

When a Prefix-SID is configured as absolute, the same value is used for packet-switching.

```
(config-if)#prefix-sid absolute <16-1048575>
```

Prefix SID Index Value

Specify an index SID-index for each node to create a prefix SID based on the lower boundary of the SRGB and the index.

```
(config-if)#prefix-sid index <0-1048575>
```

This index value will be used for calculating absolute MPLS label by adding base value of SRGB. In case of default SRGB (16000-23999) if index value is 1000, the MPLS label value will $(16000 + 1000) = 17000$.

Forwarding Example with SIDs

[Figure 1-1](#) shows an example of forwarding a packet using a prefix SID.

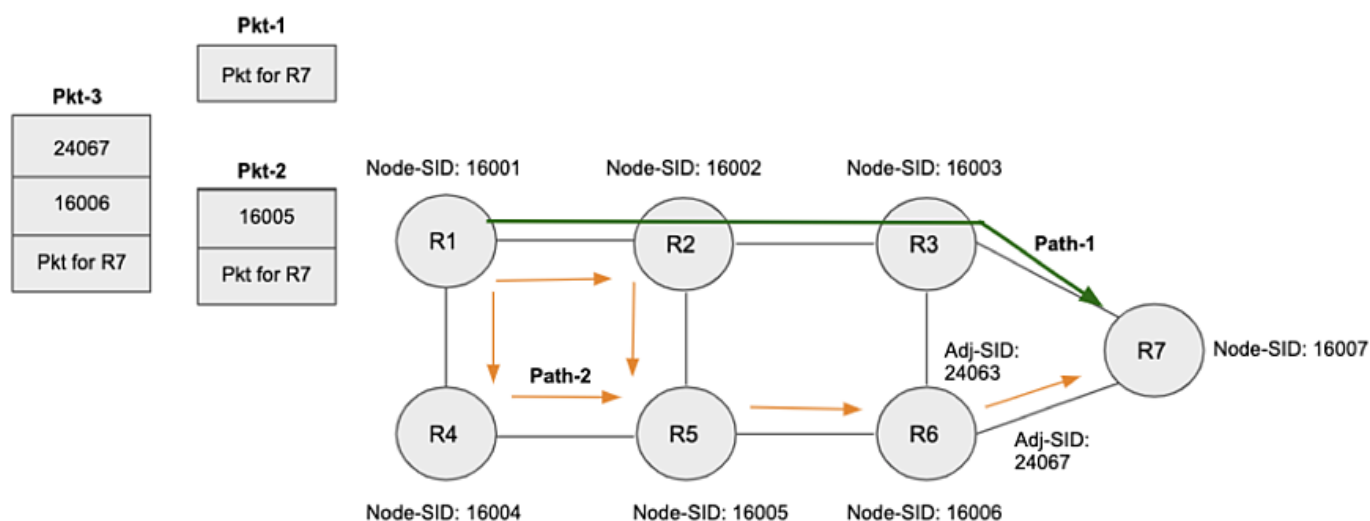


Figure 1-1: Forwarding example

1. If ingress node R1 receives packet destined for R7 with no SR label stack in packet header, the packet will get forwarded to R7 along the IGP shortest-path (R1-R2-R3-R7).
2. If the packet was received with SR label stack of [16005], R1 inspects the top label which is 16005. 16005 is the node SID associated with R5 and so this tells R1 to forward the packet along IGP shortest-path to R5 (R1-R2-R5 or R1-R4-R5). The next hop node (R2 or R4) does the same action as R1. On receiving the packet, R5 inspects the top label which is 16005 and since it matches its node SID, it pops the top label. There are no more labels in the stack and R5 forwards the packet to R7 along the IGP shortest-path (R5-R6-R7).
3. If the packet was received with SR label stack of [16006, 24067], R1 inspects the top label which is 16006 and because that is the node SID associated with R6, R1 forwards the packet along the IGP shortest-path to R6 (R1-R2-R3-R6, R1-R2-R5-R6 or R1-R4-R5-R6). R6 inspects the top label which is 16006 and because it matches its node SID, R6 pops the top label and inspects the next label which is 24067. 24067 is the adjacency SID associated with R6's adjacency with R7 so this tells R6 to pop the label and forward the packet over its link connected to R7.

CHAPTER 2 Configuring ISIS Segment Routing

This chapter shows how to configure segment routing using ISIS. ISIS uses ISIS-TE TLVs to advertise any additional attributes associated with prefix by adding new TLVs or sub-TLVs to the existing ISIS-TE TLVs.

These segments are converted to MPLS labels and installed in the FTN/ILM and forwarding tables.

Topology

In [Figure 2-2](#):

- “L1” means ISIS routers in Level-1
- “L2” means ISIS routers in Level-2
- “L1/L2” means ISIS routers in both Level-1 and Level-2

You can configure a prefix SID on any router directly attached to that network prefix.

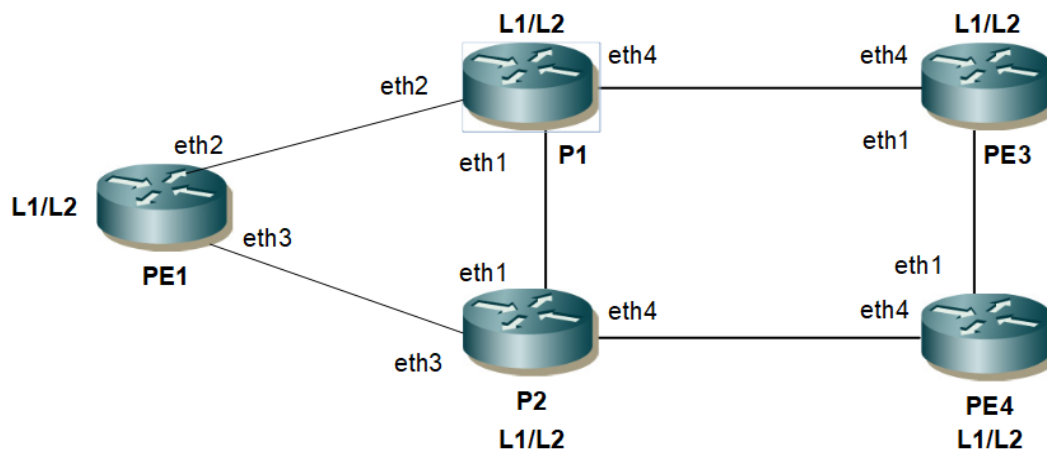


Figure 2-2: ISIS Segment Routing Topology

Note:

1. Users must ensure that the prefix SIDs are globally unique.
2. Pure L1 or L2 routers can be used throughout the SR domain.

PE1

PE1#configure terminal	Enter configure mode.
PE1(config)#interface lo	Enter interface mode.
PE1(config-if)#ip address 10.0.1.11/32 secondary	Configure the IP address of the interface.
PE1(config-if)#ip router isis isis1	Make the interface part of the router isis isis1 instance.
PE1(config-if)#prefix-sid index 100	Configure prefix sid index value.
PE1(config-if)#exit	Exit interface mode.
PE1(config)#commit	Commit candidate configuration to the running configuration
PE1(config)#interface eth2	Enter interface mode.

PE1(config-if)#ip address 10.11.1.1/30	Configure the IP address of the interface.
PE1(config-if)#ip router isis isis1	Make the interface part of the router isis isis1 instance.
PE1(config-if)#label-switching	Enable label switching.
PE1(config-if)#commit	Commit candidate configuration to the running configuration
PE1(config-if)#exit	Exit interface mode.
PE1(config)#interface eth3	Enter interface mode.
PE1(config-if)#ip address 10.11.2.2/30	Configure the IP address of the interface.
PE1(config-if)#ip router isis isis1	Make the interface part of the router isis isis1 instance.
PE1(config-if)#label-switching	Enable label switching.
PE1(config-if)#commit	Commit candidate configuration to the running configuration
PE1(config-if)#exit	Exit interface mode.
PE1(config)#router isis isis1	Set the routing process ID .
PE1(config-router)#metric-style wide	Configure metric style as wide.
PE1(config-router)#is-type level-1-2	Configure is-type with level-1-2.
PE1(config-router)#net 49.0000.0100.0000.1011.00	Configure Network entity title (NET).
PE1(config-router)#mpls traffic-eng level-1	Enable MPLS Traffic Engineering as level-1.
PE1(config-router)#mpls traffic-eng level-2	Enable MPLS Traffic Engineering as level-2.
PE1(config-router)# dynamic-hostname	Enable dynamic-hostname under ISIS isis1 process.
PE1(config-router)# isis segment- routing global block 16000 23999	Enable SRGB under ISIS isis1 process.
PE1(config-router)#segment-routing mpls	Enable segment routing under router process.
PE1(config-router)#commit	Commit candidate configuration to the running configuration
PE1(config-router)#exit	Exit router mode.

P1

P1#configure terminal	Enter configure mode.
P1(config)#interface lo	Enter interface mode.
P1(config-if)#ip address 10.0.1.1/32 secondary	Configure the IP address of the interface.
P1(config-if)#ip router isis isis1	Make the interface part of the router isis isis1 instance.
P1(config-if)#prefix-sid index 200	Configure prefix sid index value.
P1(config-if)#commit	Commit candidate configuration to the running configuration
P1(config-if)#exit	Exit interface mode.
P1(config)#interface eth2	Enter interface mode.
P1(config-if)#ip address 10.11.1.2/30	Configure the IP address of the interface.
P1(config-if)#ip router isis isis1	Make the interface part of the router isis isis1 instance.
P1(config-if)#label-switching	Enable label switching.
P1(config-if)#commit	Commit candidate configuration to the running configuration
P1(config-if)#exit	Exit interface mode.

P1(config)#interface eth1	Enter interface mode.
P1(config-if)#ip address 10.1.2.1/30	Configure the IP address of the interface.
P1(config-if)#ip router isis isis1	Make the interface part of the router isis isis1 instance.
P1(config-if)#label-switching	Enable label switching.
P1(config-if)#commit	Commit candidate configuration to the running configuration
P1(config-if)#exit	Exit interface mode.
P1(config)#interface eth4	Enter interface mode.
P1(config-if)#ip address 10.33.1.2/30	Configure the IP address of the interface.
P1(config-if)#ip router isis isis1	Make the interface part of the router isis isis1 instance.
P1(config-if)#label-switching	Enable label switching.
P1(config-if)#exit	Exit interface mode.
P1(config)#router isis isis1	Set the routing process ID .
P1(config-router)#metric-style wide	Configure metric style as wide.
P1(config-router)#is-type level-1-2	Configure is-type with level-1-2.
P1(config-router)#net 49.0000.0100.0000.1001.00	Configure Network entity title (NET).
P1(config-router)#mpls traffic-eng level-1	Enable MPLS Traffic Engineering as level-1.
P1(config-router)#mpls traffic-eng level-2	Enable MPLS Traffic Engineering as level-2.
P1(config-router)#dynamic-hostname	Enable dynamic-hostname under ISIS isis1 process.
P1(config-router)# isis segment- routing global block 17000 23500	Enable SRGB under ISIS isis1 process.
P1(config-router)#segment-routing mpls	Enable segment routing under router process.
P1(config-router)#commit	Commit candidate configuration to the running configuration
P1(config-router)#exit	Exit router mode.

P2

P2#configure terminal	Enter configure mode.
P2(config)#interface lo	Enter interface mode.
P2(config-if)#ip address 10.0.1.2/32 secondary	Configure the IP address of the interface.
P2(config-if)#ip router isis isis1	Make the interface part of the router isis isis1 instance.
P2(config-if)#prefix-sid index 300 no- php	Configure prefix sid index value with no php.
P2(config-if)#commit	Commit candidate configuration to the running configuration
P2(config-if)#exit	Exit interface mode.
P2(config)#interface eth3	Enter interface mode.
P2(config-if)#ip address 10.1.2.2/30	Configure the IP address of the interface.
P2(config-if)#ip router isis isis1	Make the interface part of the router isis isis1 instance.
P2(config-if)#label-switching	Enable label switching.
P2(config-if)#exit	Exit interface mode.

P2(config)#interface eth1	Enter interface mode.
P2(config-if)#ip address 10.1.2.2/30	Configure the IP address of the interface.
P2(config-if)#ip router isis isis1	Make the interface part of the router isis isis1 instance.
P2(config-if)#label-switching	Enable label switching.
P2(config-if)#commit	Commit candidate configuration to the running configuration.
P2(config-if)#exit	Exit interface mode.
P2(config)#interface eth4	Enter interface mode.
P2(config-if)#ip address 10.44.2.2/30	Configure the IP address of the interface.
P2(config-if)#ip router isis isis1	Make the interface part of the router isis isis1 instance.
P2(config-if)#label-switching	Enable label switching.
P2(config-if)#commit	Commit candidate configuration to the running configuration
P2(config-if)#exit	Exit interface mode.
P2(config)#router isis isis1	Set the routing process ID .
P2(config-router)#metric-style wide	Configure metric style as wide.
P2(config-router)#is-type level-1-2	Configure is-type with level-1-2.
P2(config-router)#net 49.0000.0100.0000.1002.00	Configure Network entity title (NET).
P2(config-router)#mpls traffic-eng level-1	Enable MPLS Traffic Engineering as level-1.
P2(config-router)#mpls traffic-eng level-2	Enable MPLS Traffic Engineering as level-2 as well.
P2 (config-router)#dynamic-hostname	Enable dynamic-hostname under ISIS isis1 process.
P2(config-router)#isis segment-routing global block 16500 22500	Enable SRGB under ISIS isis1 process.
P2(config-router)#segment-routing mpls	Enable segment routing under router process.
P2(config-router)#commit	Commit candidate configuration to the running configuration
P2(config-router)#exit	Exit router mode.

PE3

PE3#configure terminal	Enter configure mode.
PE3(config)#interface lo	Enter interface mode.
PE3(config-if)#ip address 10.0.1.33/32 secondary	Configure the IP address of the interface.
PE3(config-if)#ip router isis isis1	Make the interface part of the router isis isis1 instance.
PE3(config-if)#prefix-sid index 500	Configure prefix sid index value.
PE3(config-if)#commit	Commit candidate configuration to the running configuration
PE3(config-if)#exit	Exit interface mode.
PE3(config)#interface eth1	Enter interface mode.
PE3(config-if)#ip address 10.33.44.1/30	Configure the IP address of the interface.
PE3(config-if)#ip router isis isis1	Make the interface part of the router isis isis1 instance.
PE3(config-if)#label-switching	Enable label switching.
PE3(config-if)#commit	Commit candidate configuration to the running configuration

PE3(config-if)#exit	Exit interface mode.
PE3(config)#interface eth4	Enter interface mode.
PE3(config-if)#ip address 10.33.1.1/30	Configure the IP address of the interface.
PE3(config-if)#ip router isis isis1	Make the interface part of the router isis isis1 instance.
PE3(config-if)#label-switching	Enable label switching.
PE3(config-if)#commit	Commit candidate configuration to the running configuration
PE3(config-if)#exit	Exit interface mode.
PE3(config)#router isis isis1	Set the routing process ID .
PE3(config-router)#metric-style wide	Configure metric style as wide.
PE3(config-router)#is-type level-1-2	Configure is-type with level-1-2.
PE3(config-router)#net 49.0000.0100.0000.1033.00	Configure Network entity title (NET).
PE3(config-router)#mpls traffic-eng level-1	Enable MPLS Traffic Engineering as level-1.
PE3(config-router)#mpls traffic-eng level-2	Enable MPLS Traffic Engineering as level- 2 as well.
PE3(config-router)#dynamic-hostname	Enable dynamic-hostname under ISIS isis1 process
PE3(config-router)# isis segment- routing global block 17500 22000	Enable SRGB under ISIS isis1 process.
PE3(config-router)#segment-routing mpls	Enable segment routing under router process.
PE3(config-router)#commit	Commit candidate configuration to the running configuration
PE3(config-router)#exit	Exit router mode.

PE4

PE4#configure terminal	Enter configure mode.
PE4(config)#interface lo	Enter interface mode.
PE4(config-if)#ip address 10.0.1.44/32 secondary	Configure the IP address of the interface.
PE4(config-if)#ip router isis isis1	Make the interface part of the router isis isis1 instance.
PE4(config-if)#prefix-sid index 600 no-php	Configure prefix sid index value with no php.
PE4(config-if)#exit	Exit interface mode.
PE4(config)#commit	Commit candidate configuration to the running configuration
PE4(config)#interface eth4	Enter interface mode.
PE4(config-if)#ip address 10.44.2.1/30	Configure the IP address of the interface.
PE4(config-if)#ip router isis isis1	Make the interface part of the router isis isis1 instance.
PE4(config-if)#label-switching	Enable label switching.
PE4(config-if)#commit	Commit candidate configuration to the running configuration
PE4(config-if)#exit	Exit interface mode.
PE4(config)#interface eth1	Enter interface mode.
PE4(config-if)#ip address 10.33.44.2/30	Configure the IP address of the interface.
PE4(config-if)#ip router isis isis1	Make the interface part of the router isis isis1 instance.

PE4 (config-if) #label-switching	Enable label switching.
PE4 (config-if) #commit	Commit candidate configuration to the running configuration
PE4 (config-if) #exit	Exit interface mode.
PE4 (config) #router isis isis1	Set the routing process ID .
PE4 (config-router) #metric-style wide	Configure metric style as wide.
PE4 (config-router) #net 49.0000.0100.0000.1044.00	Configure Network entity title (NET).
PE4 (config-router) #mpls traffic-eng level-1	Enable MPLS Traffic Engineering as level-1.
PE4 (config-router) #mpls traffic-eng level-2	Enable MPLS Traffic Engineering as level-2.
PE4 (config-router) #dynamic-hostname	Enable dynamic-hostname under ISIS isis1 process.
PE4 (config-router) # isis segment- routing global block 18000 23999	Enable SRGB under ISIS isis1 process.
PE4 (config-router) #segment-routing mpls	Enable segment routing under router process.
PE4 (config-if) #commit	Commit candidate configuration to the running configuration
PE4 (config-router) #exit	Exit router mode.

Note: By default, PHP is enabled, to see all the labels in MPLS forwarding and ILM table we have enabled with non-php option.

Validation

Validation 1

Verify ISIS neighbor adjacency between routers.

```
PE1#sh clns neighbors
```

```
Total number of L1 adjacencies: 2
Total number of L2 adjacencies: 2
Total number of adjacencies: 4
Tag isis1: VRF : default
System Id      Interface  SNPA                State  Holdtime  Type  Protocol
P1             eth2      5254.008b.368d     Up     8          L1   IS-IS
               eth2      5254.008b.368d     Up     8          L2   IS-IS
P2             eth3      5254.0098.900b     Up     23         L1   IS-IS
               eth3      5254.0098.900b     Up     23         L2   IS-IS
```

```
P1#show clns neighbors
```

```
Total number of L1 adjacencies: 3
Total number of L2 adjacencies: 3
Total number of adjacencies: 6
Tag isis1: VRF : default
System Id      Interface  SNPA                State  Holdtime  Type  Protocol
P2             eth1      5254.00de.ca03     Up     5          L1   IS-IS
               eth1      5254.00de.ca03     Up     5          L2   IS-IS
PE1            eth2      5254.0060.8a75     Up     27         L1   IS-IS
```



```

PE3          eth4          5254.0085.7e32      Up    27      L2    IS-IS
                           Up    5       L1    IS-IS
                           Up    5       L2    IS-IS
  
```

P2#show clns neighbors

Total number of L1 adjacencies: 3

Total number of L2 adjacencies: 3

Total number of adjacencies: 6

Tag isis1: VRF : default

System Id	Interface	SNPA	State	Holdtime	Type	Protocol
P1	eth1	5254.00a6.9153	Up	28	L1	IS-IS
			Up	28	L2	IS-IS
PE1	eth3	5254.00ac.d346	Up	6	L1	IS-IS
			Up	6	L2	IS-IS
PE4	eth4	5254.00c8.98db	Up	6	L1	IS-IS
			Up	6	L2	IS-IS

PE3#show clns neighbors

Total number of L1 adjacencies: 2

Total number of L2 adjacencies: 2

Total number of adjacencies: 4

Tag isis1: VRF : default

System Id	Interface	SNPA	State	Holdtime	Type	Protocol
PE4	eth1	5254.0007.09e5	Up	26	L1	IS-IS
			Up	26	L2	IS-IS
P1	eth4	5254.000d.673d	Up	26	L1	IS-IS
			Up	26	L2	IS-IS

PE4#show clns neighbors

Total number of L1 adjacencies: 2

Total number of L2 adjacencies: 2

Total number of adjacencies: 4

Tag isis1: VRF : default

System Id	Interface	SNPA	State	Holdtime	Type	Protocol
PE3	eth1	5254.00d0.4baf	Up	8	L1	IS-IS
			Up	8	L2	IS-IS
P2	eth4	5254.0011.6e77	Up	20	L1	IS-IS
			Up	20	L2	IS-IS

The command output below displays the details of routers configured with segment routing.

P1#show isis segment-routing capability

Tag isis1 Segment-Routing:

```

-----
Advertisement Router Capability :10.0.1.11
Algorithm0                     :0
SRMS Preference                :0
  
```

```
Total SID'S Supported      :8000
SID Range List Count       :1
SID's Range                :16000 - 23999
```

```
-----
Advertisement Router Capability :10.0.1.1
Algorithm0                  :0
SRMS Preference             :0
Total SID'S Supported       :6501
SID Range List Count        :1
SID's Range                 :17000 - 23500
```

```
-----
Advertisement Router Capability :10.0.1.33
Algorithm0                  :0
SRMS Preference             :0
Total SID'S Supported       :4501
SID Range List Count        :1
SID's Range                 :17500 - 22000
```

```
-----
Advertisement Router Capability :10.0.1.44
Algorithm0                  :0
SRMS Preference             :0
Total SID'S Supported       :6000
SID Range List Count        :1
SID's Range                 :18000 - 23999
```

```
-----
Advertisement Router Capability :10.0.1.2
Algorithm0                  :0
SRMS Preference             :0
Total SID'S Supported       :6001
SID Range List Count        :1
SID's Range                 :16500 - 22500
-----
```

Validation 3

Verify that segment routing information is present in ISIS database.

P1#show isis database verbose

Tag isis1: VRF : default

IS-IS Level-1 Link State Database:

LSPID	LSP Seq Num	LSP Checksum	LSP Holdtime	ATT/P/OL
P1.00-00	* 0x00000015	0x0E94	1137	0/0/0
Area Address: 49.0000				
NLPID: 0xCC				
Hostname: P1				
IP Address: 10.0.1.1				
Router ID: 10.0.1.1				
Router Cap: 10.0.1.1				
SRGB Range: 6501 SRGB Base SID: 17000 I:1 V:0				
SR-Algorithm:				
Algorithm: 0				
Metric: 10 IS-Extended PE3.03				

```
IPv4 Interface Address: 10.33.1.2
Neighbor IP Address: 10.33.1.1
Maximum Link Bandwidth: 100m
Reservable Bandwidth: 100m
Unreserved Bandwidth:
  Unreserved Bandwidth at priority 0: 100m
  Unreserved Bandwidth at priority 1: 100m
  Unreserved Bandwidth at priority 2: 100m
  Unreserved Bandwidth at priority 3: 100m
  Unreserved Bandwidth at priority 4: 100m
  Unreserved Bandwidth at priority 5: 100m
  Unreserved Bandwidth at priority 6: 100m
  Unreserved Bandwidth at priority 7: 100m
TE-Default Metric: 10
System-ID: 0100.0000.1033 LAN Adjacency SID: 24320 F:0 B:0 V:1 L:1 S:0 P:0
Metric: 10 IS-Extended P1.03
IPv4 Interface Address: 10.11.1.2
Neighbor IP Address: 10.11.1.2
Maximum Link Bandwidth: 100m
Reservable Bandwidth: 100m
Unreserved Bandwidth:
  Unreserved Bandwidth at priority 0: 100m
  Unreserved Bandwidth at priority 1: 100m
  Unreserved Bandwidth at priority 2: 100m
  Unreserved Bandwidth at priority 3: 100m
  Unreserved Bandwidth at priority 4: 100m
  Unreserved Bandwidth at priority 5: 100m
  Unreserved Bandwidth at priority 6: 100m
  Unreserved Bandwidth at priority 7: 100m
TE-Default Metric: 10
System-ID: 0100.0000.1011 LAN Adjacency SID: 24321 F:0 B:0 V:1 L:1 S:0 P:0
Metric: 10 IS-Extended P2.02
IPv4 Interface Address: 10.1.2.1
Neighbor IP Address: 10.1.2.2
Maximum Link Bandwidth: 100m
Reservable Bandwidth: 100m
Unreserved Bandwidth:
  Unreserved Bandwidth at priority 0: 100m
  Unreserved Bandwidth at priority 1: 100m
  Unreserved Bandwidth at priority 2: 100m
  Unreserved Bandwidth at priority 3: 100m
  Unreserved Bandwidth at priority 4: 100m
  Unreserved Bandwidth at priority 5: 100m
  Unreserved Bandwidth at priority 6: 100m
  Unreserved Bandwidth at priority 7: 100m
TE-Default Metric: 10
System-ID: 0100.0000.1002 LAN Adjacency SID: 24322 F:0 B:0 V:1 L:1 S:0 P:0
Metric: 10 IP-Extended 10.0.1.1/32
Prefix-SID: index 200 R:0 N:1 P:0 E:0 V:0 L:0
Metric: 10 IP-Extended 10.1.2.0/30
```

```

Metric: 10          IP-Extended 10.11.1.0/30
Metric: 10          IP-Extended 10.33.1.0/30
P1.03-00          * 0x0000000D  0xBFBA          1133          0/0/0
Metric: 0          IS-Extended P1.00
Metric: 0          IS-Extended PE1.00
P2.00-00          0x00000015  0x70EC          1136          0/0/0
Area Address: 49.0000
NLPID:           0xCC
Hostname:        P2
IP Address:      10.0.1.2
Router ID:       10.0.1.2
Router Cap:      10.0.1.2
SRGB Range: 6001  SRGB Base SID: 16500  I:1 V:0
SR-Algorithm:
Algorithm: 0
Metric: 10          IS-Extended P2.02
IPv4 Interface Address: 10.1.2.2
Neighbor IP Address: 10.1.2.2
Maximum Link Bandwidth: 100m
Reservable Bandwidth: 100m
Unreserved Bandwidth:
Unreserved Bandwidth at priority 0: 100m
Unreserved Bandwidth at priority 1: 100m
Unreserved Bandwidth at priority 2: 100m
Unreserved Bandwidth at priority 3: 100m
Unreserved Bandwidth at priority 4: 100m
Unreserved Bandwidth at priority 5: 100m
Unreserved Bandwidth at priority 6: 100m
Unreserved Bandwidth at priority 7: 100m
TE-Default Metric: 10
System-ID: 0100.0000.1001  LAN Adjacency SID: 24320  F:0 B:0 V:1 L:1 S:0 P:0
Metric: 10          IS-Extended PE1.04
IPv4 Interface Address: 10.11.2.2
Neighbor IP Address: 10.11.2.1
Maximum Link Bandwidth: 100m
Reservable Bandwidth: 100m
Unreserved Bandwidth:
Unreserved Bandwidth at priority 0: 100m
Unreserved Bandwidth at priority 1: 100m
Unreserved Bandwidth at priority 2: 100m
Unreserved Bandwidth at priority 3: 100m
Unreserved Bandwidth at priority 4: 100m
Unreserved Bandwidth at priority 5: 100m
Unreserved Bandwidth at priority 6: 100m
Unreserved Bandwidth at priority 7: 100m
TE-Default Metric: 10
System-ID: 0100.0000.1011  LAN Adjacency SID: 24321  F:0 B:0 V:1 L:1 S:0 P:0
Metric: 10          IS-Extended PE4.03
IPv4 Interface Address: 10.44.2.2
Neighbor IP Address: 10.44.2.1

```

```

Maximum Link Bandwidth: 100m
Reservable Bandwidth: 100m
Unreserved Bandwidth:
  Unreserved Bandwidth at priority 0: 100m
  Unreserved Bandwidth at priority 1: 100m
  Unreserved Bandwidth at priority 2: 100m
  Unreserved Bandwidth at priority 3: 100m
  Unreserved Bandwidth at priority 4: 100m
  Unreserved Bandwidth at priority 5: 100m
  Unreserved Bandwidth at priority 6: 100m
  Unreserved Bandwidth at priority 7: 100m
TE-Default Metric: 10
System-ID: 0100.0000.1044 LAN Adjacency SID: 24322 F:0 B:0 V:1 L:1 S:0 P:0
Metric: 10 IP-Extended 10.0.1.2/32
Prefix-SID: index 300 R:0 N:1 P:1 E:0 V:0 L:0
Metric: 10 IP-Extended 10.1.2.0/30
Metric: 10 IP-Extended 10.1.24.0/24
Metric: 10 IP-Extended 10.11.2.0/30
Metric: 10 IP-Extended 10.44.2.0/30
P2.02-00 0x0000000D 0x8603 1132 0/0/0
Metric: 0 IS-Extended P2.00
Metric: 0 IS-Extended P1.00
PE1.00-00 0x00000013 0xE7E5 1136 0/0/0
Area Address: 49.0000
NLPID: 0xCC
Hostname: PE1
IP Address: 10.0.1.11
Router ID: 10.0.1.11
Router Cap: 10.0.1.11
SRGB Range: 8000 SRGB Base SID: 16000 I:1 V:0
SR-Algorithm:
  Algorithm: 0
Metric: 10 IS-Extended PE1.04
IPv4 Interface Address: 10.11.2.1
Neighbor IP Address: 10.11.2.1
Maximum Link Bandwidth: 100m
Reservable Bandwidth: 100m
Unreserved Bandwidth:
  Unreserved Bandwidth at priority 0: 100m
  Unreserved Bandwidth at priority 1: 100m
  Unreserved Bandwidth at priority 2: 100m
  Unreserved Bandwidth at priority 3: 100m
  Unreserved Bandwidth at priority 4: 100m
  Unreserved Bandwidth at priority 5: 100m
  Unreserved Bandwidth at priority 6: 100m
  Unreserved Bandwidth at priority 7: 100m
TE-Default Metric: 10
System-ID: 0100.0000.1002 LAN Adjacency SID: 26241 F:0 B:0 V:1 L:1 S:0 P:0
Metric: 10 IS-Extended P1.03
IPv4 Interface Address: 10.11.1.1

```

```

Neighbor IP Address: 10.11.1.2
Maximum Link Bandwidth: 100m
Reservable Bandwidth: 100m
Unreserved Bandwidth:
  Unreserved Bandwidth at priority 0: 100m
  Unreserved Bandwidth at priority 1: 100m
  Unreserved Bandwidth at priority 2: 100m
  Unreserved Bandwidth at priority 3: 100m
  Unreserved Bandwidth at priority 4: 100m
  Unreserved Bandwidth at priority 5: 100m
  Unreserved Bandwidth at priority 6: 100m
  Unreserved Bandwidth at priority 7: 100m
TE-Default Metric: 10
System-ID: 0100.0000.1001 LAN Adjacency SID: 26240 F:0 B:0 V:1 L:1 S:0 P:0
Metric: 10 IP-Extended 10.0.1.11/32
Prefix-SID: index 100 R:0 N:1 P:0 E:0 V:0 L:0
Metric: 10 IP-Extended 10.11.1.0/30
Metric: 10 IP-Extended 10.11.2.0/30
PE1.04-00 0x0000000D 0x9BCC 1132 0/0/0
Metric: 0 IS-Extended PE1.00
Metric: 0 IS-Extended P2.00
PE3.00-00 0x00000013 0x476C 1136 0/0/0
Area Address: 49.0000
NLPID: 0xCC
Hostname: PE3
IP Address: 10.0.1.33
Router ID: 10.0.1.33
Router Cap: 10.0.1.33
SRGB Range: 4501 SRGB Base SID: 17500 I:1 V:0
SR-Algorithm:
  Algorithm: 0
Metric: 10 IS-Extended PE3.02
IPv4 Interface Address: 10.33.44.1
Neighbor IP Address: 10.33.44.1
Maximum Link Bandwidth: 100m
Reservable Bandwidth: 100m
Unreserved Bandwidth:
  Unreserved Bandwidth at priority 0: 100m
  Unreserved Bandwidth at priority 1: 100m
  Unreserved Bandwidth at priority 2: 100m
  Unreserved Bandwidth at priority 3: 100m
  Unreserved Bandwidth at priority 4: 100m
  Unreserved Bandwidth at priority 5: 100m
  Unreserved Bandwidth at priority 6: 100m
  Unreserved Bandwidth at priority 7: 100m
TE-Default Metric: 10
System-ID: 0100.0000.1044 LAN Adjacency SID: 24960 F:0 B:0 V:1 L:1 S:0 P:0
Metric: 10 IS-Extended PE3.03
IPv4 Interface Address: 10.33.1.1
Neighbor IP Address: 10.33.1.1

```

```

Maximum Link Bandwidth: 100m
Reservable Bandwidth: 100m
Unreserved Bandwidth:
  Unreserved Bandwidth at priority 0: 100m
  Unreserved Bandwidth at priority 1: 100m
  Unreserved Bandwidth at priority 2: 100m
  Unreserved Bandwidth at priority 3: 100m
  Unreserved Bandwidth at priority 4: 100m
  Unreserved Bandwidth at priority 5: 100m
  Unreserved Bandwidth at priority 6: 100m
  Unreserved Bandwidth at priority 7: 100m
TE-Default Metric: 10
System-ID: 0100.0000.1001 LAN Adjacency SID: 24961 F:0 B:0 V:1 L:1 S:0 P:0
Metric: 10 IP-Extended 10.0.1.33/32
Prefix-SID: index 500 R:0 N:1 P:0 E:0 V:0 L:0
Metric: 10 IP-Extended 10.33.44.0/30
Metric: 10 IP-Extended 10.33.1.0/30
Metric: 10 IP-Extended 10.1.45.0/24
PE3.02-00 0x0000000C 0xFAE9 1132 0/0/0
Metric: 0 IS-Extended PE3.00
Metric: 0 IS-Extended PE4.00
PE3.03-00 0x0000000D 0xB075 1132 0/0/0
Metric: 0 IS-Extended PE3.00
Metric: 0 IS-Extended P1.00
PE4.00-00 0x00000012 0xD15B 1136 0/0/0
Area Address: 49.0000
NLPID: 0xCC
Hostname: PE4
IP Address: 10.0.1.44
Router ID: 10.0.1.44
Router Cap: 10.0.1.44
SRGB Range: 6000 SRGB Base SID: 18000 I:1 V:0
SR-Algorithm:
  Algorithm: 0
Metric: 10 IS-Extended PE3.02
IPv4 Interface Address: 10.33.44.2
Neighbor IP Address: 10.33.44.1
Maximum Link Bandwidth: 100m
Reservable Bandwidth: 100m
Unreserved Bandwidth:
  Unreserved Bandwidth at priority 0: 100m
  Unreserved Bandwidth at priority 1: 100m
  Unreserved Bandwidth at priority 2: 100m
  Unreserved Bandwidth at priority 3: 100m
  Unreserved Bandwidth at priority 4: 100m
  Unreserved Bandwidth at priority 5: 100m
  Unreserved Bandwidth at priority 6: 100m
  Unreserved Bandwidth at priority 7: 100m
TE-Default Metric: 10
System-ID: 0100.0000.1033 LAN Adjacency SID: 25600 F:0 B:0 V:1 L:1 S:0 P:0

```

```

Metric: 10          IS-Extended PE4.03
  IPv4 Interface Address: 10.44.2.1
  Neighbor IP Address: 10.44.2.1
  Maximum Link Bandwidth: 100m
  Reservable Bandwidth: 100m
  Unreserved Bandwidth:
    Unreserved Bandwidth at priority 0: 100m
    Unreserved Bandwidth at priority 1: 100m
    Unreserved Bandwidth at priority 2: 100m
    Unreserved Bandwidth at priority 3: 100m
    Unreserved Bandwidth at priority 4: 100m
    Unreserved Bandwidth at priority 5: 100m
    Unreserved Bandwidth at priority 6: 100m
    Unreserved Bandwidth at priority 7: 100m
  TE-Default Metric: 10
  System-ID: 0100.0000.1002 LAN Adjacency SID: 25601 F:0 B:0 V:1 L:1 S:0 P:0
Metric: 10          IP-Extended 10.0.1.44/32
  Prefix-SID: index 600 R:0 N:1 P:1 E:0 V:0 L:0
Metric: 10          IP-Extended 10.33.44.0/30
Metric: 10          IP-Extended 10.44.2.0/30
Metric: 10          IP-Extended 10.1.36.0/24
PE4.03-00          0x0000000C 0xD72C          1132          0/0/0
  Metric: 0          IS-Extended PE4.00
  Metric: 0          IS-Extended P2.00

```

IS-IS Level-2 Link State Database:

```

LSPID          LSP Seq Num  LSP Checksum  LSP Holdtime  ATT/P/OL
P1.00-00      * 0x0000001F  0xBE3D        1148          0/0/0
Area Address: 49.0000
NLPID:        0xCC
Hostname:     P1
IP Address:   10.0.1.1
Router ID:    10.0.1.1
Router Cap:   10.0.1.1
  SRGB Range: 6501 SRGB Base SID: 17000 I:1 V:0
  SR-Algorithm:
    Algorithm: 0

```

```

Metric: 10          IS-Extended PE3.03
  IPv4 Interface Address: 10.33.1.2
  Neighbor IP Address: 10.33.1.1
  Maximum Link Bandwidth: 100m
  Reservable Bandwidth: 100m
  Unreserved Bandwidth:
    Unreserved Bandwidth at priority 0: 100m
    Unreserved Bandwidth at priority 1: 100m
    Unreserved Bandwidth at priority 2: 100m
    Unreserved Bandwidth at priority 3: 100m
    Unreserved Bandwidth at priority 4: 100m
    Unreserved Bandwidth at priority 5: 100m
    Unreserved Bandwidth at priority 6: 100m

```



```

    Unreserved Bandwidth at priority 7: 100m
  TE-Default Metric: 10
  System-ID: 0100.0000.1033 LAN Adjacency SID: 24320 F:0 B:0 V:1 L:1 S:0 P:0
Metric: 10 IS-Extended P1.03
  IPv4 Interface Address: 10.11.1.2
  Neighbor IP Address: 10.11.1.2
  Maximum Link Bandwidth: 100m
  Reservable Bandwidth: 100m
  Unreserved Bandwidth:
    Unreserved Bandwidth at priority 0: 100m
    Unreserved Bandwidth at priority 1: 100m
    Unreserved Bandwidth at priority 2: 100m
    Unreserved Bandwidth at priority 3: 100m
    Unreserved Bandwidth at priority 4: 100m
    Unreserved Bandwidth at priority 5: 100m
    Unreserved Bandwidth at priority 6: 100m
    Unreserved Bandwidth at priority 7: 100m
  TE-Default Metric: 10
  System-ID: 0100.0000.1011 LAN Adjacency SID: 24321 F:0 B:0 V:1 L:1 S:0 P:0
Metric: 10 IS-Extended P2.02
  IPv4 Interface Address: 10.1.2.1
  Neighbor IP Address: 10.1.2.2
  Maximum Link Bandwidth: 100m
  Reservable Bandwidth: 100m
  Unreserved Bandwidth:
    Unreserved Bandwidth at priority 0: 100m
    Unreserved Bandwidth at priority 1: 100m
    Unreserved Bandwidth at priority 2: 100m
    Unreserved Bandwidth at priority 3: 100m
    Unreserved Bandwidth at priority 4: 100m
    Unreserved Bandwidth at priority 5: 100m
    Unreserved Bandwidth at priority 6: 100m
    Unreserved Bandwidth at priority 7: 100m
  TE-Default Metric: 10
  System-ID: 0100.0000.1002 LAN Adjacency SID: 24322 F:0 B:0 V:1 L:1 S:0 P:0
Metric: 10 IP-Extended 10.0.1.1/32
  Prefix-SID: index 200 R:0 N:1 P:0 E:0 V:0 L:0
Metric: 10 IP-Extended 10.1.2.0/30
Metric: 10 IP-Extended 10.11.1.0/30
Metric: 10 IP-Extended 10.33.1.0/30
Metric: 20 IP-Extended 10.0.1.2/32
  Prefix-SID: index 300 R:1 N:0 P:1 E:0 V:0 L:0
Metric: 20 IP-Extended 10.0.1.33/32
  Prefix-SID: index 500 R:1 N:0 P:0 E:0 V:0 L:0
Metric: 20 IP-Extended 10.1.24.0/24
Metric: 20 IP-Extended 10.1.45.0/24
Metric: 20 IP-Extended 10.11.2.0/30
Metric: 20 IP-Extended 10.33.44.0/30
Metric: 20 IP-Extended 10.44.2.0/30
Metric: 20 IP-Extended 10.0.1.11/32

```

```

Prefix-SID: index 100 R:1 N:0 P:0 E:0 V:0 L:0
Metric: 30 IP-Extended 10.0.1.44/32
Prefix-SID: index 600 R:1 N:0 P:1 E:0 V:0 L:0
Metric: 30 IP-Extended 10.1.36.0/24
P1.03-00 * 0x0000000C 0xC1B9 1133 0/0/0
Metric: 0 IS-Extended P1.00
Metric: 0 IS-Extended PE1.00
P2.00-00 0x00000020 0xB0EE 1147 0/0/0
Area Address: 49.0000
NLPID: 0xCC
Hostname: P2
IP Address: 10.0.1.2
Router ID: 10.0.1.2
Router Cap: 10.0.1.2
SRGB Range: 6001 SRGB Base SID: 16500 I:1 V:0
SR-Algorithm:
Algorithm: 0
Metric: 10 IS-Extended P2.02
IPv4 Interface Address: 10.1.2.2
Neighbor IP Address: 10.1.2.2
Maximum Link Bandwidth: 100m
Reservable Bandwidth: 100m
Unreserved Bandwidth:
Unreserved Bandwidth at priority 0: 100m
Unreserved Bandwidth at priority 1: 100m
Unreserved Bandwidth at priority 2: 100m
Unreserved Bandwidth at priority 3: 100m
Unreserved Bandwidth at priority 4: 100m
Unreserved Bandwidth at priority 5: 100m
Unreserved Bandwidth at priority 6: 100m
Unreserved Bandwidth at priority 7: 100m
TE-Default Metric: 10
System-ID: 0100.0000.1001 LAN Adjacency SID: 24320 F:0 B:0 V:1 L:1 S:0 P:0
Metric: 10 IS-Extended PE1.04
IPv4 Interface Address: 10.11.2.2
Neighbor IP Address: 10.11.2.1
Maximum Link Bandwidth: 100m
Reservable Bandwidth: 100m
Unreserved Bandwidth:
Unreserved Bandwidth at priority 0: 100m
Unreserved Bandwidth at priority 1: 100m
Unreserved Bandwidth at priority 2: 100m
Unreserved Bandwidth at priority 3: 100m
Unreserved Bandwidth at priority 4: 100m
Unreserved Bandwidth at priority 5: 100m
Unreserved Bandwidth at priority 6: 100m
Unreserved Bandwidth at priority 7: 100m
TE-Default Metric: 10
System-ID: 0100.0000.1011 LAN Adjacency SID: 24321 F:0 B:0 V:1 L:1 S:0 P:0
Metric: 10 IS-Extended PE4.03

```

```

IPv4 Interface Address: 10.44.2.2
Neighbor IP Address: 10.44.2.1
Maximum Link Bandwidth: 100m
Reservable Bandwidth: 100m
Unreserved Bandwidth:
  Unreserved Bandwidth at priority 0: 100m
  Unreserved Bandwidth at priority 1: 100m
  Unreserved Bandwidth at priority 2: 100m
  Unreserved Bandwidth at priority 3: 100m
  Unreserved Bandwidth at priority 4: 100m
  Unreserved Bandwidth at priority 5: 100m
  Unreserved Bandwidth at priority 6: 100m
  Unreserved Bandwidth at priority 7: 100m
TE-Default Metric: 10
System-ID: 0100.0000.1044 LAN Adjacency SID: 24322 F:0 B:0 V:1 L:1 S:0 P:0
Metric: 10 IP-Extended 10.0.1.2/32
  Prefix-SID: index 300 R:0 N:1 P:1 E:0 V:0 L:0
Metric: 10 IP-Extended 10.1.2.0/30
Metric: 10 IP-Extended 10.1.24.0/24
Metric: 10 IP-Extended 10.11.2.0/30
Metric: 10 IP-Extended 10.44.2.0/30
Metric: 20 IP-Extended 10.0.1.11/32
  Prefix-SID: index 100 R:1 N:0 P:0 E:0 V:0 L:0
Metric: 20 IP-Extended 10.0.1.44/32
  Prefix-SID: index 600 R:1 N:0 P:1 E:0 V:0 L:0
Metric: 20 IP-Extended 10.1.36.0/24
Metric: 20 IP-Extended 10.11.1.0/30
Metric: 20 IP-Extended 10.33.44.0/30
Metric: 20 IP-Extended 10.0.1.1/32
  Prefix-SID: index 200 R:1 N:0 P:0 E:0 V:0 L:0
Metric: 30 IP-Extended 10.0.1.33/32
  Prefix-SID: index 500 R:1 N:0 P:0 E:0 V:0 L:0
Metric: 30 IP-Extended 10.1.45.0/24
Metric: 20 IP-Extended 10.33.1.0/30
P2.02-00 0x0000000C 0x8802 1132 0/0/0
  Metric: 0 IS-Extended P2.00
  Metric: 0 IS-Extended P1.00
PE1.00-00 0x0000001E 0xD679 1147 0/0/0
Area Address: 49.0000
NLPID: 0xCC
Hostname: PE1
IP Address: 10.0.1.11
Router ID: 10.0.1.11
Router Cap: 10.0.1.11
  SRGB Range: 8000 SRGB Base SID: 16000 I:1 V:0
  SR-Algorithm:
    Algorithm: 0
Metric: 10 IS-Extended PE1.04
IPv4 Interface Address: 10.11.2.1
Neighbor IP Address: 10.11.2.1

```

```

Maximum Link Bandwidth: 100m
Reservable Bandwidth: 100m
Unreserved Bandwidth:
  Unreserved Bandwidth at priority 0: 100m
  Unreserved Bandwidth at priority 1: 100m
  Unreserved Bandwidth at priority 2: 100m
  Unreserved Bandwidth at priority 3: 100m
  Unreserved Bandwidth at priority 4: 100m
  Unreserved Bandwidth at priority 5: 100m
  Unreserved Bandwidth at priority 6: 100m
  Unreserved Bandwidth at priority 7: 100m
TE-Default Metric: 10
System-ID: 0100.0000.1002 LAN Adjacency SID: 26241 F:0 B:0 V:1 L:1 S:0 P:0
Metric: 10 IS-Extended P1.03
IPv4 Interface Address: 10.11.1.1
Neighbor IP Address: 10.11.1.2
Maximum Link Bandwidth: 100m
Reservable Bandwidth: 100m
Unreserved Bandwidth:
  Unreserved Bandwidth at priority 0: 100m
  Unreserved Bandwidth at priority 1: 100m
  Unreserved Bandwidth at priority 2: 100m
  Unreserved Bandwidth at priority 3: 100m
  Unreserved Bandwidth at priority 4: 100m
  Unreserved Bandwidth at priority 5: 100m
  Unreserved Bandwidth at priority 6: 100m
  Unreserved Bandwidth at priority 7: 100m
TE-Default Metric: 10
System-ID: 0100.0000.1001 LAN Adjacency SID: 26240 F:0 B:0 V:1 L:1 S:0 P:0
Metric: 10 IP-Extended 10.0.1.11/32
  Prefix-SID: index 100 R:0 N:1 P:0 E:0 V:0 L:0
Metric: 10 IP-Extended 10.11.1.0/30
Metric: 10 IP-Extended 10.11.2.0/30
Metric: 20 IP-Extended 10.0.1.1/32
  Prefix-SID: index 200 R:1 N:0 P:0 E:0 V:0 L:0
Metric: 20 IP-Extended 10.1.2.0/30
Metric: 20 IP-Extended 10.33.1.0/30
Metric: 20 IP-Extended 10.0.1.2/32
  Prefix-SID: index 300 R:1 N:0 P:1 E:0 V:0 L:0
Metric: 30 IP-Extended 10.0.1.33/32
  Prefix-SID: index 500 R:1 N:0 P:0 E:0 V:0 L:0
Metric: 30 IP-Extended 10.0.1.44/32
  Prefix-SID: index 600 R:1 N:0 P:1 E:0 V:0 L:0
Metric: 20 IP-Extended 10.1.24.0/24
Metric: 30 IP-Extended 10.1.36.0/24
Metric: 30 IP-Extended 10.1.45.0/24
Metric: 30 IP-Extended 10.33.44.0/30
Metric: 20 IP-Extended 10.44.2.0/30
PE1.04-00 0x0000000B 0x9FCA 1132 0/0/0
Metric: 0 IS-Extended PE1.00

```

```

Metric: 0          IS-Extended P2.00
PE3.00-00          0x0000001E  0xFAAF          1147          0/0/0
Area Address: 49.0000
NLPID: 0xCC
Hostname: PE3
IP Address: 10.0.1.33
Router ID: 10.0.1.33
Router Cap: 10.0.1.33
  SRGB Range: 4501  SRGB Base SID: 17500  I:1 V:0
  SR-Algorithm:
    Algorithm: 0
Metric: 10         IS-Extended PE3.02
IPv4 Interface Address: 10.33.44.1
Neighbor IP Address: 10.33.44.1
Maximum Link Bandwidth: 100m
Reservable Bandwidth: 100m
Unreserved Bandwidth:
  Unreserved Bandwidth at priority 0: 100m
  Unreserved Bandwidth at priority 1: 100m
  Unreserved Bandwidth at priority 2: 100m
  Unreserved Bandwidth at priority 3: 100m
  Unreserved Bandwidth at priority 4: 100m
  Unreserved Bandwidth at priority 5: 100m
  Unreserved Bandwidth at priority 6: 100m
  Unreserved Bandwidth at priority 7: 100m
TE-Default Metric: 10
System-ID: 0100.0000.1044  LAN Adjacency SID: 24960  F:0 B:0 V:1 L:1 S:0 P:0
Metric: 10         IS-Extended PE3.03
IPv4 Interface Address: 10.33.1.1
Neighbor IP Address: 10.33.1.1
Maximum Link Bandwidth: 100m
Reservable Bandwidth: 100m
Unreserved Bandwidth:
  Unreserved Bandwidth at priority 0: 100m
  Unreserved Bandwidth at priority 1: 100m
  Unreserved Bandwidth at priority 2: 100m
  Unreserved Bandwidth at priority 3: 100m
  Unreserved Bandwidth at priority 4: 100m
  Unreserved Bandwidth at priority 5: 100m
  Unreserved Bandwidth at priority 6: 100m
  Unreserved Bandwidth at priority 7: 100m
TE-Default Metric: 10
System-ID: 0100.0000.1001  LAN Adjacency SID: 24961  F:0 B:0 V:1 L:1 S:0 P:0
Metric: 10         IP-Extended 10.0.1.33/32
  Prefix-SID: index 500 R:0 N:1 P:0 E:0 V:0 L:0
Metric: 10         IP-Extended 10.33.44.0/30
Metric: 10         IP-Extended 10.33.1.0/30
Metric: 10         IP-Extended 10.1.45.0/24
Metric: 20         IP-Extended 10.0.1.1/32
  Prefix-SID: index 200 R:1 N:0 P:0 E:0 V:0 L:0

```

```

Metric: 30          IP-Extended 10.0.1.2/32
  Prefix-SID: index 300 R:1 N:0 P:1 E:0 V:0 L:0
Metric: 30          IP-Extended 10.0.1.11/32
  Prefix-SID: index 100 R:1 N:0 P:0 E:0 V:0 L:0
Metric: 20          IP-Extended 10.0.1.44/32
  Prefix-SID: index 600 R:1 N:0 P:1 E:0 V:0 L:0
Metric: 20          IP-Extended 10.1.2.0/30
Metric: 30          IP-Extended 10.1.24.0/24
Metric: 20          IP-Extended 10.1.36.0/24
Metric: 20          IP-Extended 10.11.1.0/30
Metric: 30          IP-Extended 10.11.2.0/30
Metric: 20          IP-Extended 10.44.2.0/30
PE3.02-00          0x0000000B  0xFCE8          1132          0/0/0
  Metric: 0          IS-Extended PE3.00
  Metric: 0          IS-Extended PE4.00
PE3.03-00          0x0000000C  0xB274          1132          0/0/0
  Metric: 0          IS-Extended PE3.00
  Metric: 0          IS-Extended P1.00
PE4.00-00          0x0000001F  0x7C42          1147          0/0/0
Area Address: 49.0000
NLPID: 0xCC
Hostname: PE4
IP Address: 10.0.1.44
Router ID: 10.0.1.44
Router Cap: 10.0.1.44
  SRGB Range: 6000  SRGB Base SID: 18000  I:1 V:0
  SR-Algorithm:
    Algorithm: 0
Metric: 10          IS-Extended PE3.02
  IPv4 Interface Address: 10.33.44.2
  Neighbor IP Address: 10.33.44.1
  Maximum Link Bandwidth: 100m
  Reservable Bandwidth: 100m
  Unreserved Bandwidth:
    Unreserved Bandwidth at priority 0: 100m
    Unreserved Bandwidth at priority 1: 100m
    Unreserved Bandwidth at priority 2: 100m
    Unreserved Bandwidth at priority 3: 100m
    Unreserved Bandwidth at priority 4: 100m
    Unreserved Bandwidth at priority 5: 100m
    Unreserved Bandwidth at priority 6: 100m
    Unreserved Bandwidth at priority 7: 100m
  TE-Default Metric: 10
  System-ID: 0100.0000.1033  LAN Adjacency SID: 25600  F:0 B:0 V:1 L:1 S:0 P:0
Metric: 10          IS-Extended PE4.03
  IPv4 Interface Address: 10.44.2.1
  Neighbor IP Address: 10.44.2.1
  Maximum Link Bandwidth: 100m
  Reservable Bandwidth: 100m
  Unreserved Bandwidth:

```

```

Unreserved Bandwidth at priority 0: 100m
Unreserved Bandwidth at priority 1: 100m
Unreserved Bandwidth at priority 2: 100m
Unreserved Bandwidth at priority 3: 100m
Unreserved Bandwidth at priority 4: 100m
Unreserved Bandwidth at priority 5: 100m
Unreserved Bandwidth at priority 6: 100m
Unreserved Bandwidth at priority 7: 100m
TE-Default Metric: 10
System-ID: 0100.0000.1002 LAN Adjacency SID: 25601 F:0 B:0 V:1 L:1 S:0 P:0
Metric: 10 IP-Extended 10.0.1.44/32
Prefix-SID: index 600 R:0 N:1 P:1 E:0 V:0 L:0
Metric: 10 IP-Extended 10.33.44.0/30
Metric: 10 IP-Extended 10.44.2.0/30
Metric: 10 IP-Extended 10.1.36.0/24
Metric: 20 IP-Extended 10.0.1.33/32
Prefix-SID: index 500 R:1 N:0 P:0 E:0 V:0 L:0
Metric: 20 IP-Extended 10.1.45.0/24
Metric: 20 IP-Extended 10.33.1.0/30
Metric: 30 IP-Extended 10.0.1.1/32
Prefix-SID: index 200 R:1 N:0 P:0 E:0 V:0 L:0
Metric: 20 IP-Extended 10.0.1.2/32
Prefix-SID: index 300 R:1 N:0 P:1 E:0 V:0 L:0
Metric: 30 IP-Extended 10.0.1.11/32
Prefix-SID: index 100 R:1 N:0 P:0 E:0 V:0 L:0
Metric: 20 IP-Extended 10.1.2.0/30
Metric: 20 IP-Extended 10.1.24.0/24
Metric: 30 IP-Extended 10.11.1.0/30
Metric: 20 IP-Extended 10.11.2.0/30
PE4.03-00 0x0000000B 0xD92B 1132 0/0/0
Metric: 0 IS-Extended PE4.00
Metric: 0 IS-Extended P2.00

```

Validation 4

Verify that segment routing is enabled and that prefix SIDs are announced to other routers.

Verify that prefix SIDs are installed as labels in MPLS forwarding table. Verify the same in FTN and ILM tables.

```
P1#show mpls forwarding-table
```

```

Codes: > - installed FTN, * - selected FTN, p - stale FTN,
       B - BGP FTN, K - CLI FTN, t - tunnel, P - SR Policy FTN,
       L - LDP FTN, R - RSVP-TE FTN, S - SNMP FTN, I - IGP-Shortcut,
       U - unknown FTN, O - SR-OSPF FTN, i - SR-ISIS FTN, k - SR-CLI FTN

```

Code	FEC	FTN-ID	Nhlfe-ID	Tunnel-id	Pri	LSP-Type	Out-Label
Out-Intf	ELC Nexthop						
i> eth1	10.0.1.2/32 No 10.1.2.2	1	4	0	Yes	LSP_DEFAULT	16800
i> eth2	10.0.1.11/32 No 10.11.1.1	3	2	0	Yes	LSP_DEFAULT	3

```

i> 10.0.1.33/32      2      1      0      Yes  LSP_DEFAULT  3
eth4      No      10.33.1.1
i> 10.0.1.44/32      4      5      0      Yes  LSP_DEFAULT  17100
eth1      No      10.1.2.2

```

In the forwarding tables above, the configured prefix SIDs are in the Out-Label column which is expected and is global across the topology. The swap happens in between nodes with this prefix SID and there is no local labelling.

Also verify the ILM and FTN tables.

P1#show mpls ilm-table

```

Codes: > - installed ILM, * - selected ILM, p - stale ILM
      K - CLI ILM, T - MPLS-TP, s - Stitched ILM
      S - SNMP, L - LDP, R - RSVP, C - CRLDP
      B - BGP , K - CLI , V - LDP_VC, I - IGP_SHORTCUT
      O - OSPF/OSPF6 SR, i - ISIS SR, k - SR CLI
      P - SR Policy, U - unknown

```

Code	FEC/VRF/L2CKT	ILM-ID	In-Label	Out-Label	In-Intf	Out-Intf/VRF
Nexthop		LSP-Type				
i>	10.33.1.1/32	18	24320	3	N/A	eth4
	10.33.1.1	LSP_DEFAULT				
i>	10.0.1.2/32	21	17300	16800	N/A	eth1
	10.1.2.2	LSP_DEFAULT				
i>	10.0.1.1/32	17	17200	Nolabel	N/A	N/A
	127.0.0.1	LSP_DEFAULT				
i>	10.0.1.11/32	23	17100	3	N/A	eth2
	10.11.1.1	LSP_DEFAULT				
i>	10.0.1.33/32	22	17500	3	N/A	eth4
	10.33.1.1	LSP_DEFAULT				
i>	10.0.1.44/32	24	17600	17100	N/A	eth1
	10.1.2.2	LSP_DEFAULT				
i>	10.11.1.1/32	19	24321	3	N/A	eth2
	10.11.1.1	LSP_DEFAULT				
i>	10.1.2.2/32	20	24322	3	N/A	eth1
	10.1.2.2	LSP_DEFAULT				

P1#show mpls ftn-table

```

Primary FTN entry with FEC: 10.0.1.2/32, id: 1, row status: Active
Owner: ISIS-SR, distance: 115, Action-type: Redirect to LSP, Exp-bits: 0x0, Incoming
DSCP: none
Tunnel id: 0, Protected LSP id: 0, Description: N/A
Matched bytes:0, pkts:0, TX bytes:0, Pushed pkts:0
Cross connect ix: 6, in intf: - in label: 0 out-segment ix: 4
Owner: ISIS-SR, Persistent: No, Admin Status: Up, Oper Status: Up
Out-segment with ix: 4, owner: ISIS-SR, Stale: NO, out intf: eth1, out label:
16800
Nexthop addr: 10.1.2.2      cross connect ix: 6, op code: Push

```

```

Primary FTN entry with FEC: 10.0.1.11/32, id: 3, row status: Active
Owner: ISIS-SR, distance: 115, Action-type: Redirect to LSP, Exp-bits: 0x0, Incoming
DSCP: none
Tunnel id: 0, Protected LSP id: 0, Description: N/A

```


Matched bytes:0, pkts:0, TX bytes:0, Pushed pkts:0
 Cross connect ix: 3, in intf: - in label: 0 out-segment ix: 2
 Owner: N/A, Persistent: No, Admin Status: Up, Oper Status: Up
 Out-segment with ix: 2, owner: N/A, Stale: NO, out intf: eth2, out label: 3
 Nexthop addr: 10.11.1.1 cross connect ix: 3, op code: Push

Primary FTN entry with FEC: 10.0.1.33/32, id: 2, row status: Active
 Owner: ISIS-SR, distance: 115, Action-type: Redirect to LSP, Exp-bits: 0x0, Incoming DSCP: none

Tunnel id: 0, Protected LSP id: 0, Description: N/A
 Matched bytes:0, pkts:0, TX bytes:0, Pushed pkts:0
 Cross connect ix: 1, in intf: - in label: 0 out-segment ix: 1
 Owner: N/A, Persistent: No, Admin Status: Up, Oper Status: Up
 Out-segment with ix: 1, owner: N/A, Stale: NO, out intf: eth4, out label: 3
 Nexthop addr: 10.33.1.1 cross connect ix: 1, op code: Push

Primary FTN entry with FEC: 10.0.1.44/32, id: 4, row status: Active
 Owner: ISIS-SR, distance: 115, Action-type: Redirect to LSP, Exp-bits: 0x0, Incoming DSCP: none

Tunnel id: 0, Protected LSP id: 0, Description: N/A
 Matched bytes:0, pkts:0, TX bytes:0, Pushed pkts:0
 Cross connect ix: 7, in intf: - in label: 0 out-segment ix: 5
 Owner: ISIS-SR, Persistent: No, Admin Status: Up, Oper Status: Up
 Out-segment with ix: 5, owner: ISIS-SR, Stale: NO, out intf: eth1, out label:
 17100
 Nexthop addr: 10.1.2.2 cross connect ix: 7, op code: Push

P1#show mpls in-segment-table

Owner: ISIS-SR, # of pops: 1, fec: 10.33.1.1/32, ILM-ID: 18
 RX bytes:0, pkts:0, TX bytes:0, Swapped pkts:0, Popped pkts:0
 Cross connect ix: 1, in intf: - in label: 24320 out-segment ix: 1
 Owner: N/A, Persistent: No, Admin Status: Up, Oper Status: Up
 Out-segment with ix: 1, owner: N/A, Stale: NO, out intf: eth4, out label: 3
 Nexthop addr: 10.33.1.1 cross connect ix: 1, op code: Swap

Owner: ISIS-SR, # of pops: 1, fec: 10.0.1.2/32, ILM-ID: 21
 RX bytes:0, pkts:0, TX bytes:0, Swapped pkts:0, Popped pkts:0
 Cross connect ix: 6, in intf: - in label: 17300 out-segment ix: 4
 Owner: ISIS-SR, Persistent: No, Admin Status: Up, Oper Status: Up
 Out-segment with ix: 4, owner: ISIS-SR, Stale: NO, out intf: eth1, out label:
 16800
 Nexthop addr: 10.1.2.2 cross connect ix: 6, op code: Swap

Owner: ISIS-SR, # of pops: 1, fec: 10.0.1.1/32, ILM-ID: 17
 RX bytes:0, pkts:0, TX bytes:0, Swapped pkts:0, Popped pkts:0
 Cross connect ix: 1, in intf: - in label: 17200 out-segment ix: 0

```
Owner: ISIS-SR, Persistent: No, Admin Status: Up, Oper Status: Up
Out-segment with ix: 0, owner: CLI, Stale: NO, out intf: N/A, out label: N/A
Nexthop addr: 127.0.0.1      cross connect ix: 1, op code: Pop
```

```
Owner: ISIS-SR, # of pops: 1, fec: 10.0.1.11/32, ILM-ID: 23
RX bytes:0, pkts:0, TX bytes:0, Swapped pkts:0, Popped pkts:0
Cross connect ix: 3, in intf: - in label: 17100 out-segment ix: 2
Owner: N/A, Persistent: No, Admin Status: Up, Oper Status: Up
Out-segment with ix: 2, owner: N/A, Stale: NO, out intf: eth2, out label: 3
Nexthop addr: 10.11.1.1      cross connect ix: 3, op code: Swap
```

```
Owner: ISIS-SR, # of pops: 1, fec: 10.0.1.33/32, ILM-ID: 22
RX bytes:0, pkts:0, TX bytes:0, Swapped pkts:0, Popped pkts:0
Cross connect ix: 1, in intf: - in label: 17500 out-segment ix: 1
Owner: N/A, Persistent: No, Admin Status: Up, Oper Status: Up
Out-segment with ix: 1, owner: N/A, Stale: NO, out intf: eth4, out label: 3
Nexthop addr: 10.33.1.1      cross connect ix: 1, op code: Swap
```

```
Owner: ISIS-SR, # of pops: 1, fec: 10.0.1.44/32, ILM-ID: 24
RX bytes:0, pkts:0, TX bytes:0, Swapped pkts:0, Popped pkts:0
Cross connect ix: 7, in intf: - in label: 17600 out-segment ix: 5
Owner: ISIS-SR, Persistent: No, Admin Status: Up, Oper Status: Up
Out-segment with ix: 5, owner: ISIS-SR, Stale: NO, out intf: eth1, out label:
17100
Nexthop addr: 10.1.2.2      cross connect ix: 7, op code: Swap
```

```
Owner: ISIS-SR, # of pops: 1, fec: 10.11.1.1/32, ILM-ID: 19
RX bytes:0, pkts:0, TX bytes:0, Swapped pkts:0, Popped pkts:0
Cross connect ix: 3, in intf: - in label: 24321 out-segment ix: 2
Owner: N/A, Persistent: No, Admin Status: Up, Oper Status: Up
Out-segment with ix: 2, owner: N/A, Stale: NO, out intf: eth2, out label: 3
Nexthop addr: 10.11.1.1      cross connect ix: 3, op code: Swap
```

```
Owner: ISIS-SR, # of pops: 1, fec: 10.1.2.2/32, ILM-ID: 20
RX bytes:0, pkts:0, TX bytes:0, Swapped pkts:0, Popped pkts:0
Cross connect ix: 5, in intf: - in label: 24322 out-segment ix: 3
Owner: N/A, Persistent: No, Admin Status: Up, Oper Status: Up
Out-segment with ix: 3, owner: N/A, Stale: NO, out intf: eth1, out label: 3
Nexthop addr: 10.1.2.2      cross connect ix: 5, op code: Swap
```

```
P1#show mpls out-segment-table
```

```
Out-segment with ix: 2, owner: N/A, Stale: NO, out intf: eth2, out label: 3
Nexthop addr: 10.11.1.1      cross connect ix: 3, op code: Push
```

```
TX bytes:0, pkts:0, error pkts:0, discard pkts:0
```

```
Out-segment with ix: 4, owner: ISIS-SR, Stale: NO, out intf: eth1, out label:
16800
Nexthop addr: 10.1.2.2          cross connect ix: 6, op code: Push

TX bytes:0, pkts:0, error pkts:0, discard pkts:0

Out-segment with ix: 3, owner: N/A, Stale: NO, out intf: eth1, out label: 3
Nexthop addr: 10.1.2.2          cross connect ix: 5, op code: Push

TX bytes:0, pkts:0, error pkts:0, discard pkts:0

Out-segment with ix: 5, owner: ISIS-SR, Stale: NO, out intf: eth1, out label:
17100
Nexthop addr: 10.1.2.2          cross connect ix: 7, op code: Push

TX bytes:0, pkts:0, error pkts:0, discard pkts:0

Out-segment with ix: 1, owner: N/A, Stale: NO, out intf: eth4, out label: 3
Nexthop addr: 10.33.1.1          cross connect ix: 1, op code: Push

TX bytes:0, pkts:0, error pkts:0, discard pkts:0
```

Segment Routing Ping and Traceroute

Segment Routing Ping

The MPLS LSP ping feature is used to check the connectivity between ingress and egress of LSP. MPLS LSP ping uses MPLS echo request and reply messages, similar to Internet Control Message Protocol (ICMP) echo request and reply messages, to validate an LSP.

Segment routing ping is an extension of the MPLS LSP ping to perform the connectivity verification on the segment routing control plane.

Segment Routing ping can use either generic FEC type or SR control-plane FEC type (ISIS-SR or OSPF-SR)

Segment Routing Trace

The MPLS LSP traceroute is used to isolate the failure point of an LSP. It is used for hop-by-hop fault localization and path tracing. The MPLS LSP traceroute feature relies on the expiration of the Time to Live (TTL) value of the packet that carries the echo request.

Similar to segment routing ping, you can initiate the segment routing traceroute operation only when Segment Routing control plane is available at the originator

Segment Routing traceroute can use either generic FEC type or SR control-plane FEC type (OSPF-SR or ISIS-SR).

See [Figure 2-2](#).

Validation

These examples show how to use segment routing ping to test the connectivity of a segment routing control plane and segment routing trace to trace LSP of specified Prefix SID.

Ping with other options.

Detail

```
PE1#ping mpls isis-sr ipv4 10.0.1.33/32 detail
Sending 5 MPLS Echos to 10.0.1.33, timeout is 5 seconds
```

Codes:

```
'!' - Success, 'Q' - request not sent, '.' - timeout,
'x' - Retcode 0, 'M' - Malformed Request, 'm' - Errored TLV, 'N' - LBL Mapping Err, 'D'
- DS Mismatch,
'U' - Unknown Interface, 'R' - Transit (LBL Switched), 'B' - IP Forwarded, 'F' No FEC
Found, 'f' - FEC Mismatch, 'P' - Protocol Error, 'X' - Unknown code,
'Z' - Reverse FEC Validation Failed Type 'Ctrl+C' to abort
```

```
! seq_num = 1 10.33.1.1 2.41 ms
! seq_num = 2 10.33.1.1 1.06 ms
! seq_num = 3 10.33.1.1 1.11 ms
! seq_num = 4 10.33.1.1 1.67 ms
! seq_num = 5 10.33.1.1 1.07 ms
```

Success Rate is 100.00 percent (5/5) round-trip min/avg/max = 1.06/1.74/2.41

Destination

```
PE1#ping mpls isis-sr ipv4 10.0.1.33/32 destination 127.1.0.1 detail
Sending 5 MPLS Echos to 10.0.1.33, timeout is 5 seconds
```

Codes:

```
'!' - Success, 'Q' - request not sent, '.' - timeout,
'x' - Retcode 0, 'M' - Malformed Request, 'm' - Errored TLV, 'N' - LBL Mapping Err, 'D'
- DS Mismatch,
'U' - Unknown Interface, 'R' - Transit (LBL Switched), 'B' - IP Forwarded, 'F' No FEC
Found, 'f' - FEC Mismatch, 'P' - Protocol Error, 'X' - Unknown code,
'Z' - Reverse FEC Validation Failed Type 'Ctrl+C' to abort
```

```
! seq_num = 1 10.33.1.1 1.60 ms
! seq_num = 2 10.33.1.1 1.22 ms
! seq_num = 3 10.33.1.1 1.37 ms
! seq_num = 4 10.33.1.1 1.38 ms
! seq_num = 5 10.33.1.1 1.52 ms
```

Success Rate is 100.00 percent (5/5) round-trip min/avg/max = 1.22/1.41/1.60

Source

```
PE1#ping mpls isis-sr ipv4 10.0.1.33/32 destination 127.1.0.1 source 10.0.1.11 detail
Sending 5 MPLS Echos to 10.0.1.33, timeout is 5 seconds
```

Codes:

```
'!' - Success, 'Q' - request not sent, '.' - timeout,
'x' - Retcode 0, 'M' - Malformed Request, 'm' - Errored TLV, 'N' - LBL Mapping Err, 'D'
- DS Mismatch,
'U' - Unknown Interface, 'R' - Transit (LBL Switched), 'B' - IP Forwarded, 'F' No FEC
Found, 'f' - FEC Mismatch, 'P' - Protocol Error, 'X' - Unknown code,
'Z' - Reverse FEC Validation Failed Type 'Ctrl+C' to abort
! seq_num = 1 10.33.1.1 1.97 ms
! seq_num = 2 10.33.1.1 1.26 ms
! seq_num = 3 10.33.1.1 1.50 ms
! seq_num = 4 10.33.1.1 1.46 ms
! seq_num = 5 10.33.1.1 1.35 ms
```

Success Rate is 100.00 percent (5/5) round-trip min/avg/max = 1.26/1.62/1.97

```
PE1#ping mpls isis-sr ipv4 10.0.1.33/32 ?
```

```
destination Destination
```

```
detail detailed output
```

```
flags Validate Fec
```

```
force-explicit-null Force Explicit NULL label
```

```
interval Interval
```

```
repeat Count
```

```
reply-mode Reply-mode
```

```
source source
```

```
timeout Timeout of ping
```

```
ttl Time-to-live
```

```
<cr>
```

```
PE1#ping mpls isis-sr ipv4 10.0.1.33/32 flags ?
```

```
destination Destination
```

```
detail detailed output
```

```
force-explicit-null Force Explicit NULL label
```

```
interval Interval
```

```
repeat Count
```

```
reply-mode Reply-mode
```

```
source source
```

```
timeout Timeout of ping
```

```
ttl Time-to-live
```

```
<cr>
```

```
PE1#ping mpls isis-sr ipv4 10.0.1.33/32 flags de?
```

```
destination Destination
```

```
detail detailed output
```

```
PE1#ping mpls isis-sr ipv4 10.0.1.33/32 flags detail
```

```
Sending 5 MPLS Echos to 10.0.1.33, timeout is 5 seconds
```

Codes:

'!' - Success, 'Q' - request not sent, '.' - timeout,
'x' - Retcode 0, 'M' - Malformed Request, 'm' - Errored TLV,
'N' - LBL Mapping Err, 'D' - DS Mismatch,
'U' - Unknown Interface, 'R' - Transit (LBL Switched),
'B' - IP Forwarded, 'F' No FEC Found, 'f' - FEC Mismatch,
'P' - Protocol Error, 'X' - Unknown code,
'Z' - Reverse FEC Validation Failed

Type 'Ctrl+C' to abort

! seq_num = 1 10.33.1.1 1.76 ms
! seq_num = 2 10.33.1.1 1.20 ms
! seq_num = 3 10.33.1.1 1.32 ms
! seq_num = 4 10.33.1.1 1.06 ms
! seq_num = 5 10.33.1.1 1.23 ms

Success Rate is 100.00 percent (5/5)

round-trip min/avg/max = 1.06/1.41/1.76

PE1#ping mpls isis-sr ipv4 10.0.1.33/32 timeout 500 detail
Sending 5 MPLS Echos to 10.0.1.33, timeout is 500 seconds

Codes:

'!' - Success, 'Q' - request not sent, '.' - timeout,
'x' - Retcode 0, 'M' - Malformed Request, 'm' - Errored TLV,
'N' - LBL Mapping Err, 'D' - DS Mismatch,
'U' - Unknown Interface, 'R' - Transit (LBL Switched),
'B' - IP Forwarded, 'F' No FEC Found, 'f' - FEC Mismatch,
'P' - Protocol Error, 'X' - Unknown code,
'Z' - Reverse FEC Validation Failed

Type 'Ctrl+C' to abort

! seq_num = 1 10.33.1.1 2.12 ms
! seq_num = 2 10.33.1.1 1.41 ms
! seq_num = 3 10.33.1.1 1.55 ms
! seq_num = 4 10.33.1.1 1.60 ms
! seq_num = 5 10.33.1.1 1.37 ms

Success Rate is 100.00 percent (5/5)

round-trip min/avg/max = 1.37/1.75/2.12

PE1#ping mpls isis-sr ipv4 10.0.1.33/32 repeat 10 detail
Sending 10 MPLS Echos to 10.0.1.33, timeout is 5 seconds

Codes:

'!' - Success, 'Q' - request not sent, '.' - timeout,
'x' - Retcode 0, 'M' - Malformed Request, 'm' - Errored TLV,
'N' - LBL Mapping Err, 'D' - DS Mismatch,
'U' - Unknown Interface, 'R' - Transit (LBL Switched),
'B' - IP Forwarded, 'F' No FEC Found, 'f' - FEC Mismatch,
'P' - Protocol Error, 'X' - Unknown code,
'Z' - Reverse FEC Validation Failed

Type 'Ctrl+C' to abort

! seq_num = 1 10.33.1.1 2.46 ms
! seq_num = 2 10.33.1.1 1.73 ms
! seq_num = 3 10.33.1.1 1.61 ms
! seq_num = 4 10.33.1.1 1.74 ms
! seq_num = 5 10.33.1.1 1.98 ms
! seq_num = 6 10.33.1.1 1.59 ms
! seq_num = 7 10.33.1.1 1.75 ms
! seq_num = 8 10.33.1.1 2.07 ms
! seq_num = 9 10.33.1.1 1.83 ms
! seq_num = 10 10.33.1.1 1.82 ms

Success Rate is 100.00 percent (10/10)

round-trip min/avg/max = 1.59/2.02/2.46

PE1#ping mpls isis-sr ipv4 10.0.1.33/32 interval 10000 detail

Sending 5 MPLS Echos to 10.0.1.33, timeout is 5 seconds

Codes:

'!' - Success, 'Q' - request not sent, '.' - timeout,
'x' - Retcode 0, 'M' - Malformed Request, 'm' - Errored TLV,
'N' - LBL Mapping Err, 'D' - DS Mismatch,
'U' - Unknown Interface, 'R' - Transit (LBL Switched),
'B' - IP Forwarded, 'F' No FEC Found, 'f' - FEC Mismatch,
'P' - Protocol Error, 'X' - Unknown code,
'Z' - Reverse FEC Validation Failed

Type 'Ctrl+C' to abort

! seq_num = 1 10.33.1.1 1.81 ms
! seq_num = 2 10.33.1.1 2.02 ms
! seq_num = 3 10.33.1.1 1.90 ms
! seq_num = 4 10.33.1.1 1.83 ms
! seq_num = 5 10.33.1.1 6.84 ms

Success Rate is 100.00 percent (5/5)
round-trip min/avg/max = 1.81/4.32/6.84

PE1#ping mpls isis-sr ipv4 10.0.1.33/32 ttl 225 detail
Sending 5 MPLS Echos to 10.0.1.33, timeout is 5 seconds

Codes:

'!' - Success, 'Q' - request not sent, '.' - timeout,
'x' - Retcode 0, 'M' - Malformed Request, 'm' - Errored TLV,
'N' - LBL Mapping Err, 'D' - DS Mismatch,
'U' - Unknown Interface, 'R' - Transit (LBL Switched),
'B' - IP Forwarded, 'F' No FEC Found, 'f' - FEC Mismatch,
'P' - Protocol Error, 'X' - Unknown code,
'Z' - Reverse FEC Validation Failed

Type 'Ctrl+C' to abort

! seq_num = 1 10.33.1.1 2.21 ms
! seq_num = 2 10.33.1.1 1.50 ms
! seq_num = 3 10.33.1.1 1.34 ms
! seq_num = 4 10.33.1.1 1.61 ms
! seq_num = 5 10.33.1.1 1.36 ms

Success Rate is 100.00 percent (5/5)
round-trip min/avg/max = 1.34/1.78/2.21

=====
TRACEROUTE
=====

PE1#trace mpls isis-sr ipv4 10.0.1.33/32 detail
Tracing MPLS Label Switched Path to 10.0.1.33, timeout is 5 seconds

Codes:

'!' - Success, 'Q' - request not sent, '.' - timeout,
'x' - Retcode 0, 'M' - Malformed Request, 'm' - Errored TLV,
'N' - LBL Mapping Err, 'D' - DS Mismatch,
'U' - Unknown Interface, 'R' - Transit (LBL Switched),
'B' - IP Forwarded, 'F' No FEC Found, 'f' - FEC Mismatch,
'P' - Protocol Error, 'X' - Unknown code,
'Z' - Reverse FEC Validation Failed

Type 'Ctrl+C' to abort

0 10.11.1.1 [Labels: 17500]

R 1 10.11.1.2 [Labels:] 2.00 ms

! 2 10.33.1.1 2.31 ms

PE1#trace mpls isis-sr ipv4 10.0.1.33/32 destination 127.1.0.1 detail

Tracing MPLS Label Switched Path to 10.0.1.33, timeout is 5 seconds

Codes:

'!' - Success, 'Q' - request not sent, '.' - timeout,

'x' - Retcode 0, 'M' - Malformed Request, 'm' - Errored TLV,

'N' - LBL Mapping Err, 'D' - DS Mismatch,

'U' - Unknown Interface, 'R' - Transit (LBL Switched),

'B' - IP Forwarded, 'F' No FEC Found, 'f' - FEC Mismatch,

'P' - Protocol Error, 'X' - Unknown code,

'Z' - Reverse FEC Validation Failed

Type 'Ctrl+C' to abort

0 10.11.1.1 [Labels: 17500]

R 1 10.11.1.2 [Labels:] 1.22 ms

! 2 10.33.1.1 1.61 ms

PE1#trace mpls isis-sr ipv4 10.0.1.33/32 destination 127.1.0.1 source 10.0.1.11 detail

Tracing MPLS Label Switched Path to 10.0.1.33, timeout is 5 seconds

Codes:

'!' - Success, 'Q' - request not sent, '.' - timeout,

'x' - Retcode 0, 'M' - Malformed Request, 'm' - Errored TLV,

'N' - LBL Mapping Err, 'D' - DS Mismatch,

'U' - Unknown Interface, 'R' - Transit (LBL Switched),

'B' - IP Forwarded, 'F' No FEC Found, 'f' - FEC Mismatch,

'P' - Protocol Error, 'X' - Unknown code,

'Z' - Reverse FEC Validation Failed

Type 'Ctrl+C' to abort

0 10.11.1.1 [Labels: 17500]

R 1 10.11.1.2 [Labels:] 1.26 ms

! 2 10.33.1.1 1.74 ms

PE1#trace mpls isis-sr ipv4 10.0.1.33/32 flags detail

Tracing MPLS Label Switched Path to 10.0.1.33, timeout is 5 seconds

Codes:

'!' - Success, 'Q' - request not sent, '.' - timeout,

'x' - Retcode 0, 'M' - Malformed Request, 'm' - Errored TLV,

'N' - LBL Mapping Err, 'D' - DS Mismatch,
'U' - Unknown Interface, 'R' - Transit (LBL Switched),
'B' - IP Forwarded, 'F' No FEC Found, 'f' - FEC Mismatch,
'P' - Protocol Error, 'X' - Unknown code,
'Z' - Reverse FEC Validation Failed

Type 'Ctrl+C' to abort

```
0 10.11.1.1 [Labels: 17500]
R 1 10.11.1.2 [Labels: ] 0.98 ms
! 2 10.33.1.1 1.35 ms
```

PE1#trace mpls isis-sr ipv4 10.0.1.33/32 reply-mode 2 detail

Tracing MPLS Label Switched Path to 10.0.1.33, timeout is 5 seconds

Codes:

'!' - Success, 'Q' - request not sent, '.' - timeout,
'x' - Retcode 0, 'M' - Malformed Request, 'm' - Errored TLV,
'N' - LBL Mapping Err, 'D' - DS Mismatch,
'U' - Unknown Interface, 'R' - Transit (LBL Switched),
'B' - IP Forwarded, 'F' No FEC Found, 'f' - FEC Mismatch,
'P' - Protocol Error, 'X' - Unknown code,
'Z' - Reverse FEC Validation Failed

Type 'Ctrl+C' to abort

```
0 10.11.1.1 [Labels: 17500]
R 1 10.11.1.2 [Labels: ] 1.34 ms
! 2 10.33.1.1 1.87 ms
```

PE1#trace mpls isis-sr ipv4 10.0.1.33/32 repeat 10 detail

Tracing MPLS Label Switched Path to 10.0.1.33, timeout is 5 seconds

Codes:

'!' - Success, 'Q' - request not sent, '.' - timeout,
'x' - Retcode 0, 'M' - Malformed Request, 'm' - Errored TLV,
'N' - LBL Mapping Err, 'D' - DS Mismatch,
'U' - Unknown Interface, 'R' - Transit (LBL Switched),
'B' - IP Forwarded, 'F' No FEC Found, 'f' - FEC Mismatch,
'P' - Protocol Error, 'X' - Unknown code,
'Z' - Reverse FEC Validation Failed

Type 'Ctrl+C' to abort

```
0 10.11.1.1 [Labels: 17500]
R 1 10.11.1.2 [Labels: ] 1.22 ms
! 2 10.33.1.1 1.73 ms
```

```
PE1#trace mpls isis-sr ipv4 10.0.1.33/32 interval 1000 detail
Tracing MPLS Label Switched Path to 10.0.1.33, timeout is 5 seconds
```

```
Codes:
```

```
'!' - Success, 'Q' - request not sent, '.' - timeout,
'x' - Retcode 0, 'M' - Malformed Request, 'm' - Errored TLV,
'N' - LBL Mapping Err, 'D' - DS Mismatch,
'U' - Unknown Interface, 'R' - Transit (LBL Switched),
'B' - IP Forwarded, 'F' No FEC Found, 'f' - FEC Mismatch,
'P' - Protocol Error, 'X' - Unknown code,
'Z' - Reverse FEC Validation Failed
```

```
Type 'Ctrl+C' to abort
```

```
0 10.11.1.1 [Labels: 17500]
R 1 10.11.1.2 [Labels: ] 1.04 ms
! 2 10.33.1.1 1.83 ms
```

CHAPTER 3 Flex Algorithm for ISIS

Overview

Flexible Algorithms (Flex-Algo) is a cutting-edge enhancement within Segment Routing (SR) technology, enabling customize path computation within IGP protocols like IS-IS. This feature supports diverse traffic engineering needs, such as low latency or bandwidth optimization, without external controllers. Flex-Algo creates logical routing planes within an IGP, enabling constrained traffic paths tailored to application-specific requirements. This makes it a key component in networks supporting modern services, including 5G.

Note: Currently, OcNOS supports this feature for IS-IS as the IGP.

The Need for ISIS Flexible Algorithms

Traditional IGPs, using Shortest Path First (SPF) computations, limit flexibility by routing traffic solely based on link costs. This results in static traffic patterns, leading to underutilization of network resources and an inability to meet specific requirements, such as latency minimization or link exclusion.

While solutions like MPLS-TE addressed these challenges, they introduced complexity, scalability issues, and increased operational overhead. Flex-Algo simplifies traffic engineering by allowing operators to define routing rules directly within the IGP. This enables efficient handling of traffic for diverse applications, particularly in the 5G era, where flexibility is crucial.

Feature Characteristics

Flex-Algo Definition

Flex-Algo allows the creation of up to 128 unique algorithms, each operating independently. Key parameters defining a Flex-Algo include:

Path Computation Method:

- **Standard SPF:** Uses the Dijkstra algorithm for shortest path computation and allows policy-driven modifications.
- **Strict SPF:** Similar to Standard SPF but restricts policy-based adjustments.

Routing Metrics:

- **IGP Metric:** Based on traditional link costs as defined in the IGP.
- **Traffic Engineering (TE) Metric:** Optimizes paths using TE attributes like bandwidth and utilization.
- **Link Delay:** Routes traffic based on the lowest unidirectional delay.

Priority Levels:

- Algorithms are processed based on their priority value.
- In cases of identical priority, the System-ID acts as a tiebreaker, with the advertisement having the highest System-ID selected.

Link Affinity Constraints:

Defines constraints for path computation, using affinity attributes configured as Administrative Groups (AG) or Extended Administrative Groups (EAG):

- **Forward EAG Exclude Any:** Excludes links with any matching affinity bits.

- **Forward EAG Include Any:** Includes links with at least one matching affinity bit.
- **Forward EAG Include All:** Includes links only if all specified affinity bits match.
- **Reverse EAG Exclude Any:** Excludes links from reverse path computation if any matching affinity bits are found.
- **Reverse EAG Include Any:** Includes links if at least one affinity bit matches.
- **Reverse EAG Include All:** Includes links only if all affinity bits match.

Delay Constraints:

Routes traffic over low-delay links using metrics collected via protocols like TWAMP, optimizing latency-sensitive applications.

Participation in a Flexible Algorithm

Flex-Algo Support Advertisement

Routers advertise support for specific Flex-Algos using IGP. Algorithm values (128–255) are tightly coupled with Prefix-SIDs, enabling algorithm-specific forwarding. Operators configure routers to participate in algorithms based on network requirements.

Flex-Algo Definition Advertisement

To ensure loop-free forwarding, routers in the network must share a consistent algorithm definition. Routers advertise these definitions, including metrics and affinity constraints, using a priority mechanism. Recommendations include:

At least one router per area must advertise the algorithm definition. Configuring two routers ensures redundancy.

Without a valid algorithm definition advertisement, Flex-Algo cannot function.

Flex-Algo Prefix-SID Advertisement

Routers participating in a Flex-Algo advertise MPLS-labeled paths associated with the algorithm's Prefix-SID. Prefix-SIDs are specific to the algorithm and enable algorithm-driven forwarding. Rules include:

- Only prefixes associated with an algorithm-specific Prefix-SID are included in the forwarding table.
- Prefix-SIDs and prefixes can be leaked between areas but are limited to reachable Layer 1 or Layer 2 routers.

Path Calculation and Forwarding Entries

Path Calculation:

- Nodes not supporting the algorithm are excluded.
- Links with excluded affinities are pruned from the topology.
- Only links advertising the algorithm's required metric are considered.

Forwarding Entries:

- Paths must be installed using the Prefix-SID advertised for the algorithm.
- If no Prefix-SID is available, the path is not installed in the forwarding table.
- Routes for each algorithm are installed in algorithm-specific RIB groups. By default, IS-IS Flex-Algo routes are added to MPLS RIBs.

Example of Flex-Algo Path Calculation

Nodes and Links:

- The topology consists of 6 nodes (1, 2, 3, 4, 5, and 6).
- Each link is assigned:
 - Cost (IGP Metric): Default is 10.
 - Delay (TE Metric): Some links (for example: Node 1 to Node 5 and Node 5 to Node 6) have a delay of 6, while others have a delay of 10.

Flex-Algo 0 (Default Algorithm)

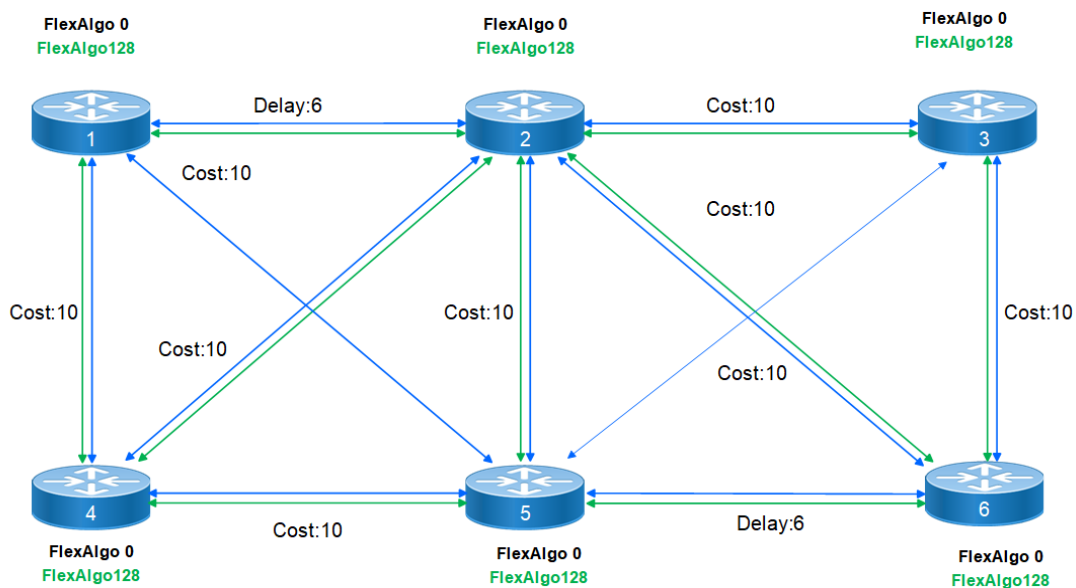
- Uses cost (IGP metric) as the path computation metric.
- Considers all links in the network (no exclusions based on affinities).
- Equal-cost paths are possible due to the uniform cost across links.

Flex-Algo 128 (Custom Algorithm)

- Uses delay (TE metric) for path computation.
- Only includes links marked with the green affinity attribute.
- Excludes all other links from the topology unless they meet the "green" affinity condition.

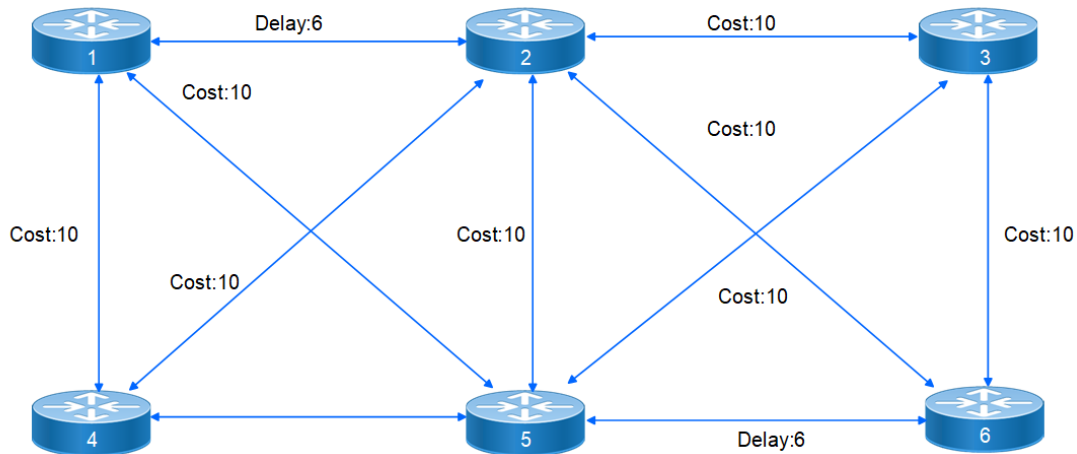
Overview of Both Algorithms

- Shows how both Flex-Algo 0 (blue) and Flex-Algo 128 (green) are configured within the same topology.
- Links supporting Flex-Algo 128 are marked in green and constrained by the green affinity attribute.

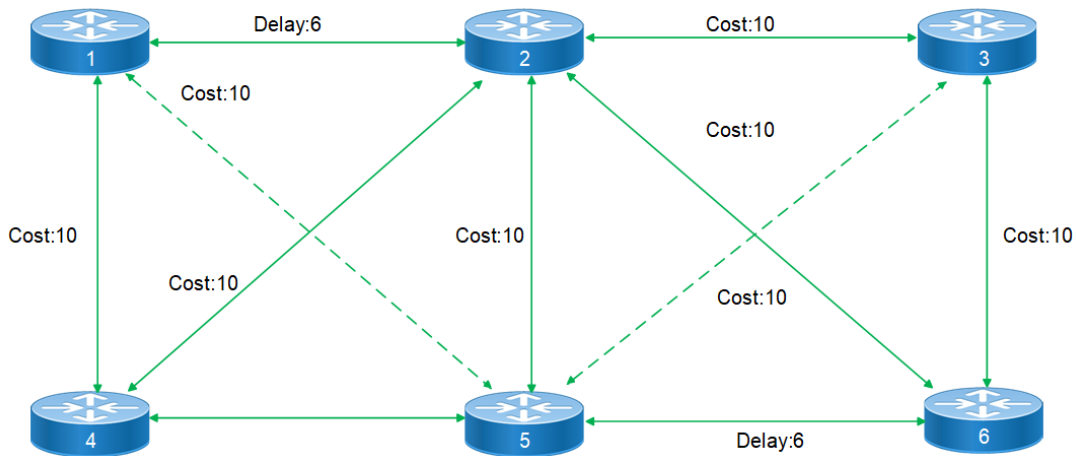


Flex-Algo 0 Topology

- All links are included in this topology, as Flex-Algo 0 uses IGP metrics and has no constraints.
- Path Example: For traffic from Node 1 to Node 3, the paths are:
 - Node 1 → Node 2 → Node 3.
 - Node 1 → Node 5 → Node 3.
- Both paths are valid since the total cost for each path is equal (20).



Flex-Algo 128 Topology



- Only includes links with the green affinity attribute.
- Some links (for example: Node 1 → Node 4, Node 4 → Node 5) are excluded because they do not have the required affinity.
- Path Example: For traffic from Node 1 to Node 3, the only valid path is:
 - Node 1 → Node 2 → Node 3.
 - This path is selected because it minimizes delay (TE metric) while satisfying the "green" affinity constraint.

Key Observations

Flex-Algo 0:

- Suitable for general-purpose routing without any specific constraints.
- Uses cost as the metric, enabling equal-cost path computation.

Flex-Algo 128:

- Optimized for delay-sensitive traffic, focusing on paths with minimal delay.
- Excludes links without the green affinity, reducing the available topology and forcing path selection based on both constraints and delay.

Benefits

Flex-Algo introduces significant advantages for network operations:

- **Tailored Path Selection:** Enables customization of routing paths to meet specific traffic and application requirements, such as low latency or high throughput.
- **Integrated Traffic Engineering:** Embeds traffic engineering capabilities within IGP, reducing reliance on external controllers.
- **Optimized Network Resources:** Improves utilization by avoiding congestion and ensuring balanced traffic distribution.
- **Simplified Operations:** Reduces the complexity of traditional configurations, such as MPLS-TE, while maintaining scalability for modern networks.

Prerequisites

- Devices must support IS-IS with Segment Routing and Flex-Algo capabilities.
- IGP and SR configurations must be enabled on all participating routers.
- Prefix-SIDs must be assigned for each Flex-Algo.
- Affinity groups (AG or EAG) should be pre-configured to define link constraints.
- Traffic Engineering and SR configurations must be enabled to advertise Sub-TLVs.

Configuration

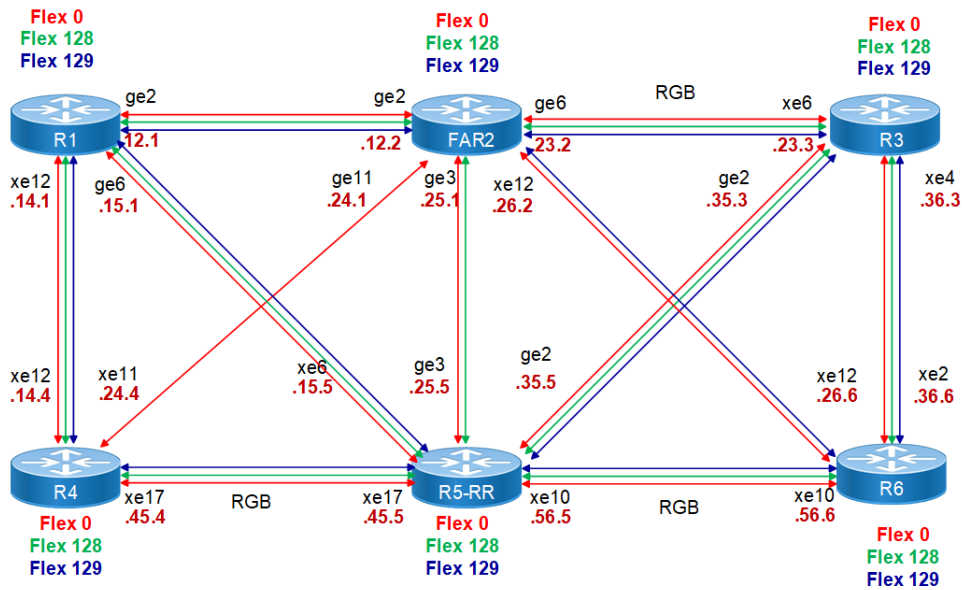
The following configuration enables Flex Algo with ISIS-SR.

Topology

This topology represents the application of Flex-Algo in a SR network environment, with three distinct algorithms highlighted: Flex Algo 0, 128, and 129. Each algorithm defines a specific logical topology based on unique constraints and use cases.

Topology Visualization:

- **Red Lines (Flex Algo 0):** Represents the default IGP metric-based paths where all links contribute to general traffic forwarding.
- **Green Lines (Flex Algo 128):** Highlights paths optimized for bandwidth efficiency using GREEN-affinity links, filtering out non-compliant links.
- **Blue Lines (Flex Algo 129):** Displays paths optimized for delay-sensitive traffic using BLUE-affinity links, excluding all others.



Logical Topologies Based on Flexible Algorithms

Default IGP Metric-Based Topology (FlexAlgo 0)

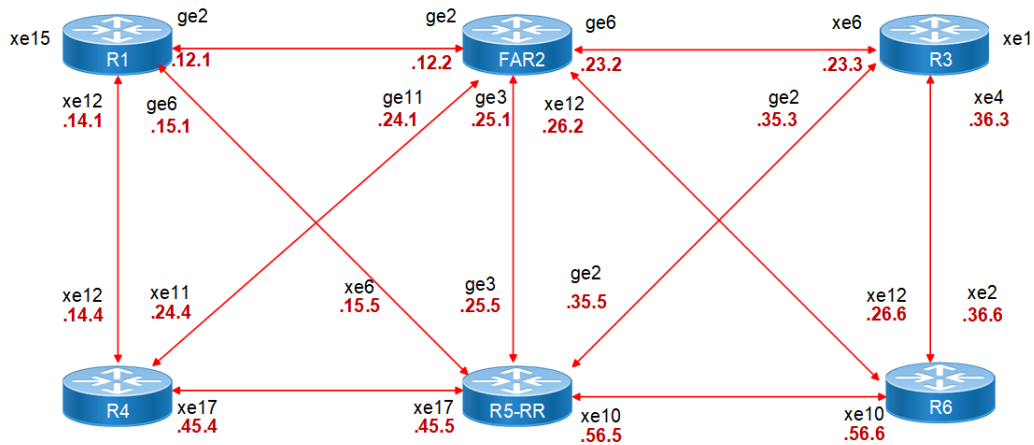
This topology uses the standard IGP (Interior Gateway Protocol) metrics for shortest-path computation.

Metrics for links default to 10, unless explicitly modified.

Logical Representation: Includes all routers and links in the network. Designed to provide a generic network topology without special constraints or optimizations.

Use Case: Suitable for non-critical, general-purpose traffic. Lacks any special optimization for delay, bandwidth, or other constraints.

Example: Basic network connectivity for general applications like email or web browsing, where performance is not a critical factor.



Default IGP Metric-Based Topology (FlexAlgo 0)

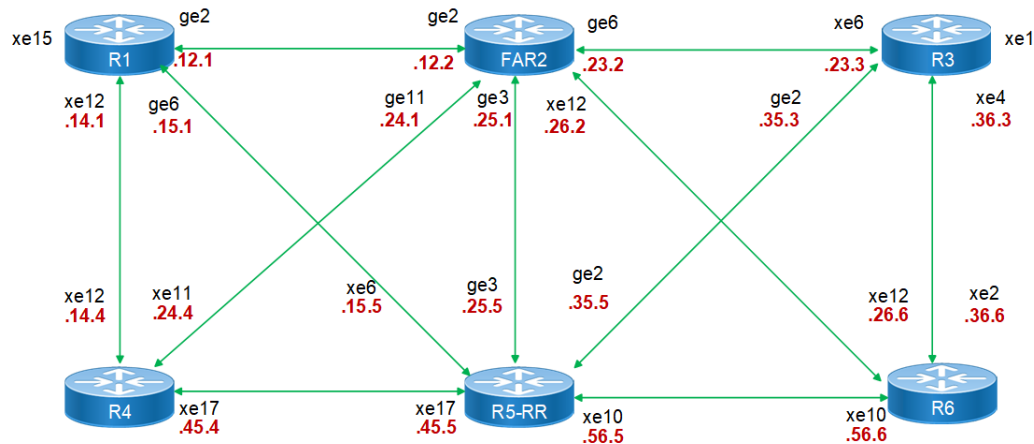
TE Metric-Optimized Topology (Flex Algo 128)

Focuses on Traffic Engineering (TE) metrics to optimize network paths. Considers all links with configured TE metrics, such as bandwidth utilization.

Logical Representation: Includes only links with a specific Explicit Affinity Group (EAG) marked as GREEN. Other links (for example: GREY) are excluded, ensuring that the topology adheres to specific affinity constraints.

Use Case: Ideal for scenarios requiring bandwidth efficiency or load balancing. Used for traffic engineering when path optimization is critical.

Example: Managing high-throughput services like data center interconnections or streaming services. Only GREEN-affinity links are used to meet bandwidth requirements, while other links are excluded.



TE Metric-Optimized Topology (FlexAlgo 128)

Delay Metric-Optimized Topology (Flex Algo 129)

A topology designed to minimize delay metrics across the network. Delay is measured either dynamically or configured statically to ensure reliability and predictability.

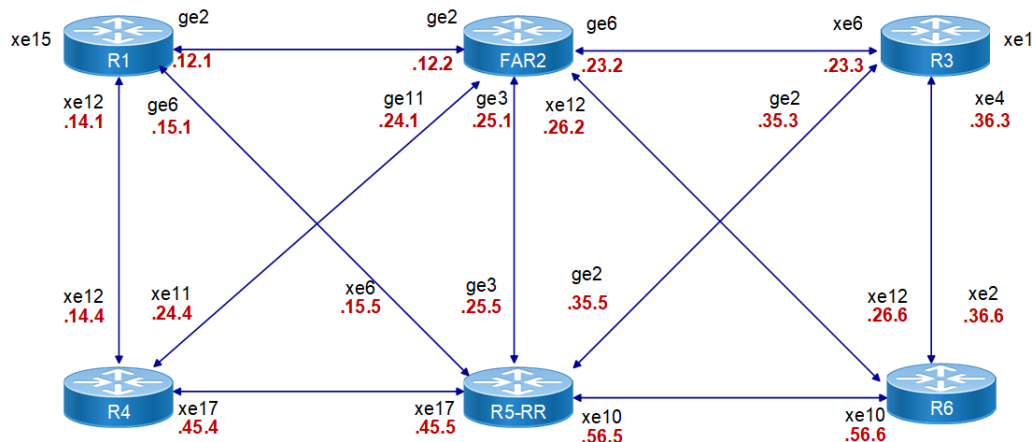
Logical Representation: Includes links with EAG BLUE to ensure low-delay paths.

Links not marked BLUE are filtered out to exclude high-latency links.

Use Case: Specifically suited for delay-sensitive traffic such as:

- Voice-over-IP (VoIP)
- Live streaming
- 5G applications requiring minimal latency.

Example: Using BLUE-affinity links exclusively for critical traffic, such as real-time communication or interactive applications.



Delay Metric-Optimized Topology (FlexAlgo 129)

To configure Flex Algo functionality on nodes with ISIS as IGP, follow the steps mentioned below:

1. Configure loop-back interfaces.

1. Access interface configuration mode for the loopback interface (`interface loopback1`).
2. Assign an IPv4 address to the loopback interface using the IPv4 address command followed by the desired IPv4 address and subnet mask (`ip address 25.0.0.1/32`).
3. Assign appropriate prefix-sid index for the loopback interface (`prefix-sid index 1 no-php`).
4. Assign appropriate prefix-sid index for flex algorithm for the same loopback interface
5. Configure IS-IS for IPv4 on the loopback interface using the `ip router isis` command, specifying the IS-IS process ID (`ip router isis 1`).

```
R1(config)#interface loopback2
R1(config-if)# ip address 25.0.1.1/32 secondary
R1(config-if)# prefix-sid index 1 no-php
R1(config-if)# prefix-sid algorithm-num 128 index 1281
R1(config-if)# prefix-sid algorithm-num 129 index 1291
R1(config-if)# ip router isis 1
R1(config-if)# exit
```

2. Configure network interface.

1. Access interface configuration mode for the desired network interface (`interface ge2` and `ge6` and `ge12`).
2. Assign an IPv4 address to the loopback interface using the `ipv4 address` command followed by the desired IPv4 address and subnet mask (`ip address 11.0.12.2/24`).
3. Configure the MTU for the interface (`mtu 9216`).
4. Configure IS-IS for IPv4 on the interface using the IP router ISIS command, specifying the IS-IS process ID (`ip router isis 1`).

```
R1(config)#interface ge2
R1(config-if)# 11.0.12.2/24
R1(config-if)# mtu 9216
R1(config-if)# label-switching
```

```
R1(config-if)# ip router isis 1
R1(config-if)#exit
```

3. IS-IS & SR configuration:

1. Set IS-IS metrics (default is 10).
2. Configure IS-IS for Level 2 with wide metrics.
3. Enable Segment Routing on all routers:
4. Configure Node-SID for each router and advertise it:
5. Configure the New SRGB/SRLB range:

```
R1(config-router)# isis 1
R1(config-router)# node-sid index 1
R1(config)# segment-routing
R1(config-sr)# global block 20000 80000
```

Here details on IS-IS parameters:

- Remaining LSP lifetime = 65535 seconds
- LSP refresh (if configurable) = 65000 seconds
- LSP ignore error (ISO:2002 RFC 3719)

4. Flex Algo Configuration:

1. Enable Flex Algo routing on each router:

```
R1(config-router)# capability flex-algo routing
```

2. Configure Flex Algo 128 and 129 with specific metric types:

- Configure Flex Algo 128 to minimize TE metrics and include all links.

```
R1(config-router)# flex-algo 128
R1(config-isis-fa)# metric-type te-metric
R1(config-isis-fa)# exit-flex-algo
```

- Configure Flex Algo 129 to optimize for minimizing delay metrics to ensure predictability and includes all links.

```
R1(config-router)# flex-algo 129
R1(config-isis-fa)# metric-type link-delay
R1(config-isis-fa)# exit-flex-algo
```

5. Configure link attributes for Flex Algo.

1. Assign admin-group and extended admin-group attributes:

- **Admin-Group Red:** Assigned to bit position 1.
- **Extended Admin-Group Green:** Assigned to bit position 32
- **Extended Admin-Group Blue:** Assigned to bit position 93

```
R1(config)# admin-group red 1
R1(config)# extended-admin-group green 32
R1(config)# extended-admin-group blue 93
```

2. Apply Link Attributes to Interfaces
3. Access the desired interface configuration mode
4. Apply the Admin-Group attribute for Flex Algo:

5. Apply the Extended Admin-Group attributes for Flex Algo:

```
R1(config)# interface ge2
R1(config-if)# isis admin-group flex-algo red
R1(config-if)# isis extended-admin-group flex-algo green
R1(config-if)# isis extended-admin-group flex-algo blue
R1(config-if)# exit
```

6. Define Flex-Algo advertisement.

- Configure R2 to advertise Flex Algo 128 with a priority of 131:


```
R2(config-router)#flex-algo 128
R2(config-isis-fa)#priority 131
R2(config-isis-fa)#affinity-eag-include-any green
R2(config-isis-fa)#exit-flex-algo
```
- Configure R5 to serve as the backup node, and advertise the Flex-Algo with a priority of 130.
- Configure R2 to advertise Flex Algo 129 with a priority of 131:


```
R2(config-router)#flex-algo 129
R2(config-isis-fa)#priority 131
R2(config-isis-fa)#affinity-eag-include-all blue
R2(config-isis-fa)#exit-flex-algo
```

Configuration Snapshot:

R1

```
qos enable
!
hostname RTR1
!
admin-group red 1
extended-admin-group green 32
extended-admin-group blue 93
!
router-id 25.0.1.1
!
segment-routing
  global block 20000 80000
!
interface ge2
  load-interval 30
  ip address 11.0.12.1/24
  mtu 9216
  label-switching
  isis network point-to-point
  ip router isis 1
  isis te-metric flex-algo ipv4 10
  isis admin-group flex-algo red
  isis admin-group flex-algo anomaly red
  isis extended-admin-group flex-algo green
  isis extended-admin-group flex-algo blue
!
interface ge6
  load-interval 30
  ip address 11.0.15.1/24
  mtu 9216
  label-switching
  isis network point-to-point
```

```
ip router isis 1
isis te-metric flex-algo ipv4 10
isis te-minimum-delay flex-algo 10
isis te-maximum-delay flex-algo 20
isis admin-group flex-algo red
isis admin-group flex-algo anomaly red
isis extended-admin-group flex-algo green
isis extended-admin-group flex-algo blue
!
interface loopback1
ip address 25.0.0.1/32 secondary
ip router isis 1
!
interface loopback2
ip address 25.0.1.1/32 secondary
prefix-sid index 1 no-php
prefix-sid algorithm-num 128 index 1281
prefix-sid algorithm-num 129 index 1291
ip router isis 1
!
interface xe12
load-interval 30
ip address 11.0.14.1/24
mtu 9216
label-switching
isis network point-to-point
ip router isis 1
isis te-metric flex-algo ipv4 10
isis te-minimum-delay flex-algo 10
isis te-maximum-delay flex-algo 20
isis admin-group flex-algo red
isis admin-group flex-algo anomaly red
isis extended-admin-group flex-algo green
isis extended-admin-group flex-algo blue
!
router isis 1
is-type level-2-only
ignore-lsp-errors
capability flex-algo routing
flex-algo 129
metric-type link-delay
exit-flex-algo
!
flex-algo 128
metric-type te-metric
exit-flex-algo
!
lsp-gen-interval 1
max-lsp-lifetime 65535
spf-interval-exp 50 5000
metric-style wide
mpls traffic-eng router-id 25.0.1.1
mpls traffic-eng level-2
dynamic-hostname
set-overload-bit on-startup wait-for-bgp
bfd all-interfaces
net 49.0000.0100.0000.1011.00
```

```

isis segment-routing global block 20000 80000
segment-routing mpls
!
router bgp 65010
neighbor 25.0.0.5 remote-as 65010
neighbor 25.0.0.5 update-source loopback1
neighbor 25.0.1.5 remote-as 65010
neighbor 25.0.1.5 update-source loopback2
!
address-family ipv4 unicast
neighbor 25.0.0.5 activate
exit-address-family
!
address-family vpnv4 unicast
neighbor 25.0.1.5 activate
exit-address-family
!
exit
!

```

R2

```

hardware-profile filter twamp-ipv4 enable
qos enable
!
hostname RTR2
admin-group red 1
extended-admin-group green 32
extended-admin-group blue 93
!
router-id 25.0.1.2
!
segment-routing
global block 20000 80000
!
interface ge2
load-interval 30
ip address 11.0.12.2/24
mtu 9216
label-switching
isis network point-to-point
ip router isis 1
isis te-metric flex-algo ipv4 10
isis admin-group flex-algo red
isis admin-group flex-algo anomaly red
isis extended-admin-group flex-algo green
isis extended-admin-group flex-algo blue
!
interface ge3
load-interval 30
ip address 11.0.25.2/24
mtu 9216
label-switching
isis network point-to-point
ip router isis 1
isis te-metric flex-algo ipv4 10
isis te-minimum-delay flex-algo 10
isis te-maximum-delay flex-algo 20

```

```
isis admin-group flex-algo red
isis admin-group flex-algo anomaly red
isis extended-admin-group flex-algo green
!
interface ge6
load-interval 30
ip address 11.0.23.2/24
mtu 9216
label-switching
isis network point-to-point
ip router isis 1
isis te-metric flex-algo ipv4 10
isis te-minimum-delay flex-algo 10
isis te-maximum-delay flex-algo 20
isis admin-group flex-algo red
isis admin-group flex-algo anomaly red
isis extended-admin-group flex-algo green
isis extended-admin-group flex-algo blue
!
interface gell
load-interval 30
ip address 11.0.24.2/24
mtu 9216
label-switching
isis network point-to-point
ip router isis 1
isis te-metric flex-algo ipv4 10
isis admin-group flex-algo red
isis admin-group flex-algo anomaly red
!
interface loopback1
ip address 25.0.0.2/32 secondary
ip router isis 1
!
interface loopback2
ip address 25.0.1.2/32 secondary
prefix-sid index 2 no-php
prefix-sid algorithm-num 128 index 1282
prefix-sid algorithm-num 129 index 1292
ip router isis 1
!
interface xe12
load-interval 30
ip address 11.0.26.2/24
mtu 9216
label-switching
isis network point-to-point
ip router isis 1
isis te-metric flex-algo ipv4 10
isis te-minimum-delay flex-algo 10
isis te-maximum-delay flex-algo 20
isis admin-group flex-algo red
isis admin-group flex-algo anomaly red
isis extended-admin-group flex-algo blue
!
router isis 1
is-type level-2-only
```



```

ignore-lsp-errors
capability flex-algo routing
flex-algo 128
  metric-type te-metric
  priority 131
  affinity-eag-include-any green
exit-flex-algo
!
flex-algo 129
  metric-type link-delay
  priority 131
  affinity-eag-include-all blue
exit-flex-algo
!
lsp-gen-interval 1
max-lsp-lifetime 65535
spf-interval-exp 50 5000
metric-style wide
mpls traffic-eng router-id 25.0.1.2
mpls traffic-eng level-2
dynamic-hostname
set-overload-bit on-startup wait-for-bgp
bfd all-interfaces
net 49.0000.0100.0000.1022.00
redistribute isis level-2 into level-1
isis segment-routing global block 20000 80000
segment-routing mpls

```

R3

```

qos enable
!
hostname RTR3
admin-group red 1
extended-admin-group green 32
extended-admin-group blue 93
!
router-id 25.0.1.3
!
segment-routing
  global block 20000 80000
!
interface ge2
  load-interval 30
  ip address 11.0.35.3/24
  mtu 9216
  label-switching
  isis network point-to-point
  ip router isis 1
  isis te-metric flex-algo ipv4 10
  isis te-minimum-delay flex-algo 10
  isis te-maximum-delay flex-algo 20
  isis admin-group flex-algo red
  isis admin-group flex-algo anomaly red
  isis extended-admin-group flex-algo green
  isis extended-admin-group flex-algo blue
!
interface loopback1

```

```
ip address 25.0.0.3/32 secondary
ip router isis 1
!
interface loopback2
ip address 25.0.1.3/32 secondary
prefix-sid index 3 no-php
prefix-sid algorithm-num 128 index 1283
prefix-sid algorithm-num 129 index 1293
ip router isis 1
!
interface xe4
load-interval 30
ip address 11.0.36.3/24
mtu 9216
label-switching
isis network point-to-point
ip router isis 1
isis te-metric flex-algo ipv4 10
isis te-minimum-delay flex-algo 10
isis te-maximum-delay flex-algo 20
isis admin-group flex-algo red
isis admin-group flex-algo anomaly red
isis extended-admin-group flex-algo green
isis extended-admin-group flex-algo blue
!
interface xe6
speed 1g
load-interval 30
ip address 11.0.23.3/24
mtu 9216
label-switching
isis network point-to-point
ip router isis 1
isis te-metric flex-algo ipv4 10
isis te-minimum-delay flex-algo 10
isis te-maximum-delay flex-algo 20
isis admin-group flex-algo red
isis admin-group flex-algo anomaly red
isis extended-admin-group flex-algo green
isis extended-admin-group flex-algo blue
!
router isis 1
is-type level-2-only
ignore-lsp-errors
capability flex-algo routing
flex-algo 129
metric-type link-delay
exit-flex-algo
!
flex-algo 128
metric-type te-metric
exit-flex-algo
!
lsp-gen-interval 1
max-lsp-lifetime 65535
spf-interval-exp 50 5000
metric-style wide
```

```

mpls traffic-eng router-id 25.0.1.3
mpls traffic-eng level-2
dynamic-hostname
set-overload-bit on-startup wait-for-bgp
bfd all-interfaces
net 49.0000.0100.0000.1033.00
isis segment-routing global block 20000 80000
segment-routing mpls
!
router bgp 65010
neighbor 25.0.0.5 remote-as 65010
neighbor 25.0.0.5 update-source loopback1
neighbor 25.0.1.5 remote-as 65010
neighbor 25.0.1.5 update-source loopback2
!
address-family ipv4 unicast
neighbor 25.0.0.5 activate
exit-address-family
!
address-family vpnv4 unicast
neighbor 25.0.1.5 activate
exit-address-family
!
exit

```

R4

```

qos enable
!
hostname RTR3
admin-group red 1
extended-admin-group green 32
extended-admin-group blue 93
!
router-id 25.0.1.3
!
segment-routing
global block 20000 80000
!
interface ge2
load-interval 30
ip address 11.0.35.3/24
mtu 9216
label-switching
isis network point-to-point
ip router isis 1
isis te-metric flex-algo ipv4 10
isis te-minimum-delay flex-algo 10
isis te-maximum-delay flex-algo 20
isis admin-group flex-algo red
isis admin-group flex-algo anomaly red
isis extended-admin-group flex-algo green
isis extended-admin-group flex-algo blue
!
interface loopback1
ip address 25.0.0.3/32 secondary
ip router isis 1
!

```

```
interface loopback2
 ip address 25.0.1.3/32 secondary
 prefix-sid index 3 no-php
 prefix-sid algorithm-num 128 index 1283
 prefix-sid algorithm-num 129 index 1293
 ip router isis 1
!
interface xe4
 load-interval 30
 ip address 11.0.36.3/24
 mtu 9216
 label-switching
 isis network point-to-point
 ip router isis 1
 isis te-metric flex-algo ipv4 10
 isis te-minimum-delay flex-algo 10
 isis te-maximum-delay flex-algo 20
 isis admin-group flex-algo red
 isis admin-group flex-algo anomaly red
 isis extended-admin-group flex-algo green
 isis extended-admin-group flex-algo blue
!
interface xe6
 speed 1g
 load-interval 30
 ip address 11.0.23.3/24
 mtu 9216
 label-switching
 isis network point-to-point
 ip router isis 1
 isis te-metric flex-algo ipv4 10
 isis te-minimum-delay flex-algo 10
 isis te-maximum-delay flex-algo 20
 isis admin-group flex-algo red
 isis admin-group flex-algo anomaly red
 isis extended-admin-group flex-algo green
 isis extended-admin-group flex-algo blue
!
router isis 1
 is-type level-2-only
 ignore-lsp-errors
 capability flex-algo routing
 flex-algo 129
  metric-type link-delay
 exit-flex-algo
!
 flex-algo 128
  metric-type te-metric
 exit-flex-algo
!
 lsp-gen-interval 1
 max-lsp-lifetime 65535
 spf-interval-exp 50 5000
 metric-style wide
 mpls traffic-eng router-id 25.0.1.3
 mpls traffic-eng level-2
 dynamic-hostname
```

```
set-overload-bit on-startup wait-for-bgp
bfd all-interfaces
net 49.0000.0100.0000.1033.00
isis segment-routing global block 20000 80000
segment-routing mpls
!
router bgp 65010
neighbor 25.0.0.5 remote-as 65010
neighbor 25.0.0.5 update-source loopback1
neighbor 25.0.1.5 remote-as 65010
neighbor 25.0.1.5 update-source loopback2
!
address-family ipv4 unicast
neighbor 25.0.0.5 activate
exit-address-family
!
address-family vpnv4 unicast
neighbor 25.0.1.5 activate
exit-address-family
!
exit
```

R5

```
qos enable
!
hostname RTR5
admin-group red 1
extended-admin-group green 32
extended-admin-group blue 93
router-id 25.0.1.5
!
segment-routing
global block 20000 80000
!
interface ge2
load-interval 30
ip address 11.0.35.5/24
mtu 9216
label-switching
isis network point-to-point
ip router isis 1
isis te-metric flex-algo ipv4 10
isis te-minimum-delay flex-algo 10
isis te-maximum-delay flex-algo 20
isis admin-group flex-algo red
isis admin-group flex-algo anomaly red
isis extended-admin-group flex-algo green
isis extended-admin-group flex-algo blue
!
interface ge3
load-interval 30
ip address 11.0.25.5/24
mtu 9216
label-switching
isis network point-to-point
ip router isis 1
isis te-metric flex-algo ipv4 10
```

```
isis admin-group flex-algo red
isis admin-group flex-algo anomaly red
isis extended-admin-group flex-algo green
!
interface loopback1
ip address 25.0.0.5/32 secondary
ip router isis 1
!
interface loopback2
ip address 25.0.1.5/32 secondary
prefix-sid index 5 no-php
prefix-sid algorithm-num 128 index 1285
prefix-sid algorithm-num 129 index 1295
ip router isis 1
!
interface xe6
speed 1g
load-interval 30
ip address 11.0.15.5/24
mtu 9216
label-switching
isis network point-to-point
ip router isis 1
isis te-metric flex-algo ipv4 10
isis te-minimum-delay flex-algo 10
isis te-maximum-delay flex-algo 20
isis admin-group flex-algo red
isis admin-group flex-algo anomaly red
isis extended-admin-group flex-algo green
isis extended-admin-group flex-algo blue
!
interface xe10
load-interval 30
ip address 11.0.56.5/24
mtu 9216
label-switching
isis network point-to-point
ip router isis 1
isis te-metric flex-algo ipv4 10
isis te-minimum-delay flex-algo 10
isis te-maximum-delay flex-algo 20
isis admin-group flex-algo red
isis admin-group flex-algo anomaly red
isis extended-admin-group flex-algo green
isis extended-admin-group flex-algo blue
!
interface xe17
load-interval 30
ip address 11.0.45.5/24
mtu 9216
label-switching
isis network point-to-point
ip router isis 1
isis te-metric flex-algo ipv4 10
isis te-minimum-delay flex-algo 10
isis te-maximum-delay flex-algo 20
isis admin-group flex-algo red
```

```
isis admin-group flex-algo anomaly red
isis extended-admin-group flex-algo green
isis extended-admin-group flex-algo blue
!
router isis 1
 is-type level-2-only
 ignore-lsp-errors
 capability flex-algo routing
 flex-algo 128
  metric-type te-metric
  priority 130
 exit-flex-algo
!
 flex-algo 129
  metric-type link-delay
 exit-flex-algo
!
 lsp-gen-interval 1
 max-lsp-lifetime 65535
 spf-interval-exp 50 5000
 metric-style wide
 mpls traffic-eng router-id 25.0.1.5
 mpls traffic-eng level-2
 dynamic-hostname
 set-overload-bit on-startup wait-for-bgp
 bfd all-interfaces
 net 49.0000.0100.0000.1055.00
 redistribute isis level-2 into level-1
 isis segment-routing global block 20000 80000
 segment-routing mpls
!
router bgp 65010
 neighbor 25.0.0.1 remote-as 65010
 neighbor 25.0.0.1 update-source loopback1
 neighbor 25.0.0.3 remote-as 65010
 neighbor 25.0.0.3 update-source loopback1
 neighbor 25.0.1.1 remote-as 65010
 neighbor 25.0.1.1 update-source loopback2
 neighbor 25.0.1.3 remote-as 65010
 neighbor 25.0.1.3 update-source loopback2
!
 address-family ipv4 unicast
 neighbor 25.0.0.1 activate
 neighbor 25.0.0.3 activate
 exit-address-family
!
 address-family vpnv4 unicast
 neighbor 25.0.1.1 activate
 neighbor 25.0.1.3 activate
 exit-address-family
!
```

R6

```
qos enable
!
hostname RTR6
admin-group red 1
```

```
extended-admin-group green 32
extended-admin-group blue 93
router-id 25.0.1.6
!
segment-routing
  global block 20000 80000
!
interface loopback1
  ip address 25.0.0.6/32 secondary
  ip router isis 1
!
interface loopback2
  ip address 25.0.1.6/32 secondary
  prefix-sid index 6 no-php
  prefix-sid algorithm-num 128 index 1286
  prefix-sid algorithm-num 129 index 1296
  ip router isis 1
!
interface xe2
  load-interval 30
  ip address 11.0.36.6/24
  mtu 9216
  label-switching
  isis network point-to-point
  ip router isis 1
  isis te-metric flex-algo ipv4 10
  isis te-minimum-delay flex-algo 10
  isis te-maximum-delay flex-algo 20
  isis admin-group flex-algo red
  isis admin-group flex-algo anomaly red
  isis extended-admin-group flex-algo green
  isis extended-admin-group flex-algo blue
!
interface xe10
  load-interval 30
  ip address 11.0.56.6/24
  mtu 9216
  label-switching
  isis network point-to-point
  ip router isis 1
  isis te-metric flex-algo ipv4 10
  isis te-minimum-delay flex-algo 10
  isis te-maximum-delay flex-algo 20
  isis admin-group flex-algo red
  isis admin-group flex-algo anomaly red
  isis extended-admin-group flex-algo green
  isis extended-admin-group flex-algo blue
!
interface xe12
  load-interval 30
  ip address 11.0.26.6/24
  mtu 9216
  label-switching
  isis network point-to-point
  ip router isis 1
  isis te-metric flex-algo ipv4 10
  isis te-minimum-delay flex-algo 10
```



```
isis te-maximum-delay flex-algo 20
isis admin-group flex-algo red
isis admin-group flex-algo anomaly red
isis extended-admin-group flex-algo blue
!
router isis 1
is-type level-2-only
ignore-lsp-errors
capability flex-algo routing
flex-algo 128
metric-type te-metric
exit-flex-algo
!
flex-algo 129
metric-type link-delay
exit-flex-algo
!
lsp-gen-interval 1
max-lsp-lifetime 65535
spf-interval-exp 50 5000
metric-style wide
mpls traffic-eng router-id 25.0.1.6
mpls traffic-eng level-2
dynamic-hostname
set-overload-bit on-startup wait-for-bgp
bfd all-interfaces
net 49.0000.0100.0000.1066.00
isis segment-routing global block 20000 80000
segment-routing mpls
```

TWAMP Configurations on R1:

```
hardware-profile filter twamp-ipv4 enable
!
delay-profile interfaces
mode two-way
burst-interval 1000
burst-count 1
interval 30
advertisement periodic threshold 10
advertisement periodic minimum-change 1000
advertisement accelerated
advertisement accelerated threshold 20
advertisement accelerated minimum-change 2000
!
twamp-light reflector
reflector-admin-state enable
reflector-name RTR1-RTR2 reflector-ip ipv4 11.0.12.1 reflector-port 1025
!
twamp-light control
control-admin-state enable
!
interface ge2
delay-measurement dynamic twamp reflector-ip 11.0.12.2 reflector-port 1026
sender-ip 11.0.12.1
loss-measurement dynamic
```

TWAMP Configurations on R2:

```

hardware-profile filter twamp-ipv4 enable
!
delay-profile interfaces
mode two-way
burst-interval 1000
burst-count 1
interval 30
advertisement periodic threshold 10
advertisement periodic minimum-change 1000
advertisement accelerated
advertisement accelerated threshold 20
advertisement accelerated minimum-change 2000
!
twamp-light reflector
reflector-admin-state enable
reflector-name RTR1-RTR2 reflector-ip ipv4 11.0.12.2 reflector-port 1026
!
twamp-light control
control-admin-state enable
!
interface ge2
delay-measurement dynamic twamp reflector-ip 11.0.12.1 reflector-port 1025
sender-ip 11.0.12.2
loss-measurement dynamic

```

Validation

Verify that IS-IS adjacencies are established with the expected neighbors and are operating within the Flex-Algo topology.

```
RTR1#show clns neighbors
```

```

Total number of L1 adjacencies: 0
Total number of L2 adjacencies: 3
Total number of adjacencies: 3
Tag 1: VRF : default
System Id      Interface  SNPA                State  Holdtime  Type  Protocol
RTR2           ge2       e8c5.7ad4.7205     Up     24        L2   IS-IS
RTR5           ge6       e8c5.7a90.e1c8     Up     24        L2   IS-IS
RTR4           xe12      5c07.5828.af60     Up     24        L2   IS-IS

```

```
RTR1#sh isis topology
```

```

Tag 1: VRF : default
IS-IS paths to level-2 routers
System Id      Metric  Next-Hop            Interface  SNPA
RTR1           --
RTR2           10     RTR2                ge2        e8c5.7ad4.7205
RTR3           20     RTR2                ge2        e8c5.7ad4.7205
              RTR5                ge6        e8c5.7a90.e1c8
RTR4           10     RTR4                xe12       5c07.5828.af60
RTR5           10     RTR5                ge6        e8c5.7a90.e1c8
RTR6           20     RTR2                ge2        e8c5.7ad4.7205

```

```

RTR5          ge6          e8c5.7a90.e1c8
RTR1#show ip isis route

Codes: C - connected, E - external, L1 - IS-IS level-1, L2 - IS-IS level-2
      ia - IS-IS inter area, D - discard, e - external metric
      ** - invalid

Tag 1: VRF : default
Total number of routes: 23

      Destination          Metric      Next-Hop          Interface          Tag
C      11.0.12.0/24         10          --                ge2                0
C      11.0.14.0/24         10          --                xe12               0
C      11.0.15.0/24         10          --                ge6                0
L2     11.0.23.0/24         20          11.0.12.2         ge2                0
L2     11.0.24.0/24         20          11.0.14.4         xe12               0
          11.0.12.2         ge2                0
L2     11.0.25.0/24         20          11.0.12.2         ge2                0
          11.0.15.5         ge6                0
L2     11.0.26.0/24         20          11.0.12.2         ge2                0
L2     11.0.35.0/24         20          11.0.15.5         ge6                0
L2     11.0.36.0/24         30          11.0.12.2         ge2                0
          11.0.15.5         ge6                0
L2     11.0.45.0/24         20          11.0.14.4         xe12               0
          11.0.15.5         ge6                0
L2     11.0.56.0/24         20          11.0.15.5         ge6                0
C      25.0.0.1/32          10          --                loopback1          0
L2     25.0.0.2/32          20          11.0.12.2         ge2                0
L2     25.0.0.3/32          30          11.0.12.2         ge2                0
          11.0.15.5         ge6                0
L2     25.0.0.4/32          20          11.0.14.4         xe12               0
L2     25.0.0.5/32          20          11.0.15.5         ge6                0
L2     25.0.0.6/32          30          11.0.12.2         ge2                0
          11.0.15.5         ge6                0
C      25.0.1.1/32          10          --                loopback2          0
L2     25.0.1.2/32          20          11.0.12.2         ge2                0
L2     25.0.1.3/32          30          11.0.12.2         ge2                0
          11.0.15.5         ge6                0
L2     25.0.1.4/32          20          11.0.14.4         xe12               0
L2     25.0.1.5/32          20          11.0.15.5         ge6                0
L2     25.0.1.6/32          30          11.0.12.2         ge2                0
          11.0.15.5         ge6                0

```

Verify that the route for 25.0.1.3/32 is installed with the expected next-hop and metric, adhering to the Flex-Algo path constraints.

```

RTR1#sh ip route 25.0.1.3/32
VRF: Default, Routing entry for 25.0.1.3/32
  Known via "isis", distance 115, metric 30, External Route Tag: 0, installed
00:38:27, best
  Last update 00:38:27 ago

```

```
* 11.0.15.5, via ge6
* 11.0.12.2, via ge2
```

```
RTR1#
```

```
RTR1#show ip isis route prefix 25.0.1.3/32 detail
```

```
Codes: C - connected, E - external, L1 - IS-IS level-1, L2 - IS-IS level-2
       ia - IS-IS inter area, D - discard, e - external metric
       ** - invalid
```

```
Tag 1: VRF : default
```

Destination	Metric	ILM-ID	FTN-ID	In-Label	Next-Hop
Interface	Tag	Out-Label			
L2 25.0.1.3/32	30	15	9	20003	11.0.12.2
ge2	0	20003			
0	20003			11.0.15.5	ge6
Src: 0100.0000.1033 Ifindex 10015					
Src: 0100.0000.1033 Ifindex 10003					

Verify that IS-IS has SR enabled and supports the expected Flex-Algo capabilities, including SR-MPLS and algorithm-specific constraints.

```
RTR1#show isis segment-routing capability
```

```
Tag 1 Segment-Routing:
```

```
-----
Advertisement Router Capability :25.0.1.1
Algorithm0                     :0
Algorithm1                     :129
Algorithm2                     :128
SRMS Preference                :0
Total SID'S Supported          :60001
SR ERLD                        :6
SID Range List Count           :1
SID's Range                    :20000 - 80000
Total SID's Supported (SRLB)   :0
SRLB Range List Count          :0
-----
```

```
Advertisement Router Capability :25.0.1.2
Algorithm0                     :0
Algorithm1                     :128
Algorithm2                     :129
SRMS Preference                :0
Total SID'S Supported          :60001
SR ERLD                        :6
SID Range List Count           :1
SID's Range                    :20000 - 80000
Total SID's Supported (SRLB)   :0
SRLB Range List Count          :0
-----
```

```
Advertisement Router Capability :25.0.1.3
```

```

Algorithm0           :0
Algorithm1           :129
Algorithm2           :128
SRMS Preference     :0
Total SID'S Supported :60001
SR ERLD              :6
SID Range List Count :1
SID's Range          :20000 - 80000
Total SID's Supported (SRLB) :0
SRLB Range List Count :0

```

```

Advertisement Router Capability :25.0.1.4
Algorithm0           :0
Algorithm1           :128
Algorithm2           :129
SRMS Preference     :0
Total SID'S Supported :60001
SR ERLD              :10
SID Range List Count :1
SID's Range          :20000 - 80000
Total SID's Supported (SRLB) :0
SRLB Range List Count :0

```

```

Advertisement Router Capability :25.0.1.5
Algorithm0           :0
Algorithm1           :128
Algorithm2           :129
SRMS Preference     :0
Total SID'S Supported :60001
SR ERLD              :6
SID Range List Count :1
SID's Range          :20000 - 80000
Total SID's Supported (SRLB) :0
SRLB Range List Count :0

```

```

Advertisement Router Capability :25.0.1.6
Algorithm0           :0
Algorithm1           :128
Algorithm2           :129
SRMS Preference     :0
Total SID'S Supported :60001
SR ERLD              :10
SID Range List Count :1
SID's Range          :20000 - 80000
Total SID's Supported (SRLB) :0
SRLB Range List Count :0

```

```

RTR1#show isis segment-routing mapping-table ipv4 active
Tag 1 Segment-Routing:
Conflict Resolution Policy: Quarantine

```

Prefix	Range	Flags	Algo/SID-Index/Prefix-Flag	List
25.0.1.1/32	1		Algo:0 SID:1	PF:60
			Algo:128 SID:1281	PF:40
			Algo:129 SID:1291	PF:40
25.0.1.2/32	1		Algo:0 SID:2	PF:60
			Algo:128 SID:1282	PF:40
			Algo:129 SID:1292	PF:40
25.0.1.3/32	1		Algo:0 SID:3	PF:60
			Algo:128 SID:1283	PF:40
			Algo:129 SID:1293	PF:40
25.0.1.4/32	1		Algo:0 SID:4	PF:60
			Algo:128 SID:1284	PF:40
			Algo:129 SID:1294	PF:40
25.0.1.5/32	1		Algo:0 SID:5	PF:60
			Algo:128 SID:1285	PF:40
			Algo:129 SID:1295	PF:40
25.0.1.6/32	1		Algo:0 SID:6	PF:60
			Algo:128 SID:1286	PF:40
			Algo:129 SID:1296	PF:40

MPLS Validation on RTR1

```
-----
RTR1#sh mpls forwarding-table
```

```
Codes: > - installed FTN, * - selected FTN, p - stale FTN, ! - using backup
        B - BGP FTN, K - CLI FTN, (t) - tunnel, P - SR Policy FTN, (b) - bypass,
        L - LDP FTN, R - RSVP-TE FTN, S - SNMP FTN, I - IGP-Shortcut,
        U - unknown FTN, O - SR-OSPF FTN, i - SR-ISIS FTN, k - SR-CLI FTN
        (m) - FTN mapped over multipath transport, (e) - FTN is ECMP
```

```
FTN-ECMP LDP: Disabled, SR: Disabled
```

Code	FEC	FTN-ID	Nhlfe-ID	Tunnel-ID	Pri	Out-Label	Out-Intf
ELC	Nexthop	Algo-Num	UpTime				
i>	25.0.1.2/32	1	8	-	-	-	-
-	128	00:40:11					
			1	0	Yes	3	ge2
No	11.0.12.2	-	-				
i>	25.0.1.2/32	3	8	-	-	-	-
-	129	00:40:11					
			1	0	Yes	3	ge2
No	11.0.12.2	-	-				
i>	25.0.1.2/32	5	14	-	-	-	-
-	0	00:40:11					
			13	0	Yes	20002	ge2
No	11.0.12.2	-	-				
i>	25.0.1.3/32	7	20	-	-	-	-
-	128	00:40:11					
			29	0	Yes	21283	ge2
No	11.0.12.2	-	-				
			19	0	Yes	21283	ge6
No	11.0.15.5	-	-				
i>	25.0.1.3/32	11	38	-	-	-	-
-	129	00:40:11					

No	11.0.12.2	-	37	0	Yes	21293	ge2
i>	25.0.1.3/32	9	27	-	-	-	-
-	0		00:40:11				
No	11.0.12.2	-	32	0	Yes	20003	ge2
No	11.0.15.5	-	26	0	Yes	20003	ge6
i>	25.0.1.4/32	2	11	-	-	-	-
-	128		00:40:11				
No	11.0.14.4	-	22	0	Yes	3	xe12
i>	25.0.1.4/32	4	11	-	-	-	-
-	129		00:40:11				
No	11.0.14.4	-	22	0	Yes	3	xe12
i>	25.0.1.4/32	6	17	-	-	-	-
-	0		00:40:11				
No	11.0.14.4	-	16	0	Yes	20004	xe12
i>	25.0.1.5/32	8	24	-	-	-	-
-	128		00:40:11				
No	11.0.15.5	-	9	0	Yes	3	ge6
i>	25.0.1.5/32	12	24	-	-	-	-
-	129		00:40:11				
No	11.0.15.5	-	9	0	Yes	3	ge6
i>	25.0.1.5/32	10	33	-	-	-	-
-	0		00:40:11				
No	11.0.15.5	-	31	0	Yes	20005	ge6
i>	25.0.1.6/32	13	41	-	-	-	-
-	129		00:40:11				
No	11.0.12.2	-	40	0	Yes	21296	ge2
i>	25.0.1.6/32	14	44	-	-	-	-
-	128		00:40:11				
No	11.0.15.5	-	43	0	Yes	21286	ge6
i>	25.0.1.6/32	15	47	-	-	-	-
-	0		00:40:11				
No	11.0.12.2	-	35	0	Yes	20006	ge2
No	11.0.15.5	-	46	0	Yes	20006	ge6

RTR1#show mpls forwarding-table 25.0.1.3/32

Codes: > - installed FTN, * - selected FTN, p - stale FTN, ! - using backup
 B - BGP FTN, K - CLI FTN, (t) - tunnel, P - SR Policy FTN, (b) - bypass,
 L - LDP FTN, R - RSVP-TE FTN, S - SNMP FTN, I - IGP-Shortcut,
 U - unknown FTN, O - SR-OSPF FTN, i - SR-ISIS FTN, k - SR-CLI FTN
 (m) - FTN mapped over multipath transport, (e) - FTN is ECMP

FTN-ECMP LDP: Disabled, SR: Disabled

Code	FEC	FTN-ID	Nhlfe-ID	Tunnel-ID	Pri	Out-Label	Out-Intf
ELC	Nexthop	Algo-Num	UpTime				

i>	25.0.1.3/32	7	20	-	-	-	-	-
-	128		00:40:42					
No	11.0.12.2	-	29	0	Yes	21283	ge2	
No	11.0.15.5	-	19	0	Yes	21283	ge6	
i>	25.0.1.3/32	11	38	-	-	-	-	-
-	129		00:40:42					
No	11.0.12.2	-	37	0	Yes	21293	ge2	
i>	25.0.1.3/32	9	27	-	-	-	-	-
-	0		00:40:42					
No	11.0.12.2	-	32	0	Yes	20003	ge2	
No	11.0.15.5	-	26	0	Yes	20003	ge6	

Verify that the FTN entry correctly maps the prefix 25.0.1.3/32 to the expected SR Label and next-hop based on the Flex-Algo policy.

RTR1#show mpls ftn-table 25.0.1.3/32

Primary FTN entry with FEC: 25.0.1.3/32, id: 7, row status: Active, Tunnel-Policy: N/A, State: Installed

CreateTime: 00:40:48, UpTime: 00:40:48, LastUpdate: N/A

Owner: ISIS-SR-FA, distance: 115, Action-type: Redirect to LSP, Exp-bits: 0x0, Incoming DSCP: none, Algorithm Number:128

Tunnel id: 0, Protected LSP id: 0, LSP-type: Primary, Description: N/A, , Color: 0

Cross connect ix: 10, in intf: - in label: 0 out-segment ix: 29 refcount: 1

Owner: ISIS-SR-FA, Persistent: No, Admin Status: Up, Oper Status: Up
State: Active

Out-segment with ix: 29, owner: ISIS-SR-FA, Stale: NO, refcount: 4, out intf: ge2, out label: 21283

Nexthop addr: 11.0.12.2 cross connect ix: 10, op code: Push

Cross connect ix: 10, in intf: - in label: 0 out-segment ix: 19 refcount: 1

Owner: ISIS-SR-FA, Persistent: No, Admin Status: Up, Oper Status: Up
State: Active

Out-segment with ix: 19, owner: ISIS-SR-FA, Stale: NO, refcount: 2, out intf: ge6, out label: 21283

Nexthop addr: 11.0.15.5 cross connect ix: 10, op code: Push

Primary FTN entry with FEC: 25.0.1.3/32, id: 11, row status: Active, Tunnel-Policy: N/A, State: Installed

CreateTime: 00:40:48, UpTime: 00:40:48, LastUpdate: N/A

Owner: ISIS-SR-FA, distance: 115, Action-type: Redirect to LSP, Exp-bits: 0x0, Incoming DSCP: none, Algorithm Number:129

Tunnel id: 0, Protected LSP id: 0, LSP-type: Primary, Description: N/A, , Color: 0

Cross connect ix: 9, in intf: - in label: 0 out-segment ix: 37 refcount: 1

Owner: ISIS-SR-FA, Persistent: No, Admin Status: Up, Oper Status: Up
State: Active

Out-segment with ix: 37, owner: ISIS-SR-FA, Stale: NO, refcount: 2, out intf: ge2, out label: 21293

Nexthop addr: 11.0.12.2 cross connect ix: 9, op code: Push

Primary FTN entry with FEC: 25.0.1.3/32, id: 9, row status: Active, Tunnel-Policy: N/A, State: Installed
 CreateTime: 00:40:48, UpTime: 00:40:48, LastUpdate: N/A
 Owner: ISIS-SR, distance: 115, Action-type: Redirect to LSP, Exp-bits: 0x0, Incoming DSCP: none, Algorithm Number:0
 Tunnel id: 0, Protected LSP id: 0, LSP-type: Primary, Description: N/A, , Color: 0
 Cross connect ix: 11, in intf: - in label: 0 out-segment ix: 32 refcount: 1
 Owner: ISIS-SR, Persistent: No, Admin Status: Up, Oper Status: Up
 State: Active
 Out-segment with ix: 32, owner: ISIS-SR, Stale: NO, refcount: 4, out intf: ge2, out label: 20003
 Nexthop addr: 11.0.12.2 cross connect ix: 11, op code: Push
 Cross connect ix: 11, in intf: - in label: 0 out-segment ix: 26 refcount: 1
 Owner: ISIS-SR, Persistent: No, Admin Status: Up, Oper Status: Up
 State: Active
 Out-segment with ix: 26, owner: ISIS-SR, Stale: NO, refcount: 2, out intf: ge6, out label: 20003
 Nexthop addr: 11.0.15.5 cross connect ix: 11, op code: Push

Verify the IS-IS path metrics assigned to each link in the Flex-Algo topology.

```
RTR1#show isis topology algorithm 128
```

```
Tag 1: VRF : default
IS-IS paths to level-2 routers
Flex-algo 128
System Id          Metric      Next-Hop          Interface  SNPA
RTR1               --
RTR2               10         RTR2             ge2        e8c5.7ad4.7205
RTR3               20         RTR2             ge2        e8c5.7ad4.7205
                  RTR5             ge6        e8c5.7a90.e1c8
RTR4               10         RTR4             xe12       5c07.5828.af60
RTR5               10         RTR5             ge6        e8c5.7a90.e1c8
RTR6               20         RTR5             ge6        e8c5.7a90.e1c8
```

Verify the flex algorithm 128 to view its configured parameters.

```
RTR1#show ip isis route algorithm 128
```

```
Codes: C - connected, E - external, L1 - IS-IS level-1, L2 - IS-IS level-2
       ia - IS-IS inter area, D - discard, e - external metric
       ** - invalid
```

```
Tag 1: VRF : default
Total number of routes: 23
```

	Destination	Metric	Next-Hop	Interface	Tag
C	11.0.12.0/24	10	--	ge2	0
C	11.0.14.0/24	10	--	xe12	0
C	11.0.15.0/24	10	--	ge6	0

L2	11.0.23.0/24	20	11.0.12.2	ge2	0
L2	11.0.24.0/24	20	11.0.14.4	xe12	0
			11.0.12.2	ge2	0
L2	11.0.25.0/24	20	11.0.12.2	ge2	0
			11.0.15.5	ge6	0
L2	11.0.26.0/24	20	11.0.12.2	ge2	0
L2	11.0.35.0/24	20	11.0.15.5	ge6	0
L2	11.0.36.0/24	30	11.0.12.2	ge2	0
			11.0.15.5	ge6	0
L2	11.0.45.0/24	20	11.0.14.4	xe12	0
			11.0.15.5	ge6	0
L2	11.0.56.0/24	20	11.0.15.5	ge6	0
C	25.0.0.1/32	10	--	loopback1	0
L2	25.0.0.2/32	20	11.0.12.2	ge2	0
L2	25.0.0.3/32	30	11.0.12.2	ge2	0
			11.0.15.5	ge6	0
L2	25.0.0.4/32	20	11.0.14.4	xe12	0
L2	25.0.0.5/32	20	11.0.15.5	ge6	0
L2	25.0.0.6/32	30	11.0.15.5	ge6	0
C	25.0.1.1/32	10	--	loopback2	0
L2	25.0.1.2/32	20	11.0.12.2	ge2	0
L2	25.0.1.3/32	30	11.0.12.2	ge2	0
			11.0.15.5	ge6	0
L2	25.0.1.4/32	20	11.0.14.4	xe12	0
L2	25.0.1.5/32	20	11.0.15.5	ge6	0
L2	25.0.1.6/32	30	11.0.15.5	ge6	0

RTR1#

RTR1#show ip isis route prefix 25.0.1.3/32 algorithm 128

Codes: C - connected, E - external, L1 - IS-IS level-1, L2 - IS-IS level-2
 ia - IS-IS inter area, D - discard, e - external metric
 ** - invalid

Tag 1: VRF : default

	Destination	Metric	Next-Hop	Interface	Tag
L2	25.0.1.3/32	30	11.0.12.2	ge2	0
			11.0.15.5	ge6	0

RTR1#

Verify that the configured Flex-Algo parameters, constraints, and metrics are correctly applied and operational within the IS-IS domain.

RTR1#show isis flex-algo control

ISIS Instance : 1

Num of times NSM disconnects received: 0

Num of times NSM Admin Group mapping received: 2

Num of times NSM Extended Admin Group mapping received: 3

Flex-Algo ASLA advertising: On

Flex-Algo strict ASLA usage: Off

Flex-Algo Routing Capability: Yes

Flex-Algo Readvertise Capability: No

Flex-Algo CSPF Capability: Yes

```
Flex-Algo Adjacency-SID Capability: No
Flex-Algo Strict Adjacency-SID Capability: No
Flex-Algo Backup Adjacency-SID Capability: No
Flex-Algo QoS-Policy Capability: No
Flex-Algo BGP-LS Capability: No
RTR1#
RTR1#show isis flex-algo 128 status winner detail
ISIS Instance : 1
  Router-ID : 25.0.1.2, System-ID : 0100.0000.1022
  Algorithm Number   : 128
  Metric Type       : te-metric
  Calculation Type   : spf
  Priority           : 131 (Winner)
  Prefix Metric Flag : No
  Fwd-Exclude-Any-AG Mask : None
  Fwd-Include-Any-AG Mask : None
  Fwd-Include-All-AG Mask : None
  Rev-Exclude-Any-AG Mask : None
  Rev-Include-Any-AG Mask : None
  Rev-Include-All-AG Mask : None
  Fwd-Exclude-Any-EAG Mask : NULL
  Fwd-Include-Any-EAG Mask :
    (32)
  Fwd-Include-All-EAG Mask : NULL
  Rev-Exclude-Any-EAG Mask : NULL
  Rev-Include-Any-EAG Mask : NULL
  Rev-Include-All-EAG Mask : NULL
  Exclude SRLG-ID List : NULL
  Exclude Minimum Bandwidth : 0
  Exclude Maximum Delay   : 0
  Intf-Group Mode Total B/W Calculate : No
  Reference Bandwidth : 0
  Granularity Bandwidth : 0
```

```
RTR1#
```

```
RTR1#
```

Verify that Flex-Algo 128 is enabled, correctly configured, and active with the expected user-defined constraints and parameters.

```
RTR1#show isis flex-algo 128 status usercfg summary
```

```
ISIS Instance : 1
  Algorithm Number   : 128
  Metric Type       : te-metric
  Calculation Type   : spf
  Priority           : 5
  Prefix Metric Flag: No
```

```
RTR1#
```

```
RTR1#show isis flex-algo 128 status election summary
```

```
ISIS Instance : 1
  Router-ID : 25.0.1.2, System-ID : 0100.0000.1022
  Algorithm Number   : 128
```

Metric Type : te-metric
Calculation Type : spf
Priority : 131 (Winner)
Prefix Metric Flag : No

Router-ID : 25.0.1.5, System-ID : 0100.0000.1055
Algorithm Number : 128
Metric Type : te-metric
Calculation Type : spf
Priority : 130
Prefix Metric Flag : No

Router-ID : 25.0.1.6, System-ID : 0100.0000.1066
Algorithm Number : 128
Metric Type : te-metric
Calculation Type : spf
Priority : 5
Prefix Metric Flag : No

Router-ID : 25.0.1.4, System-ID : 0100.0000.1044
Algorithm Number : 128
Metric Type : te-metric
Calculation Type : spf
Priority : 5
Prefix Metric Flag : No

Router-ID : 25.0.1.3, System-ID : 0100.0000.1033
Algorithm Number : 128
Metric Type : te-metric
Calculation Type : spf
Priority : 5
Prefix Metric Flag : No

Router-ID : 25.0.1.1, System-ID : 0100.0000.1011
Algorithm Number : 128
Metric Type : te-metric
Calculation Type : spf
Priority : 5
Prefix Metric Flag : No

RTR1#show isis flex-algo 128 status winner summary
ISIS Instance : 1

Router-ID : 25.0.1.2, System-ID : 0100.0000.1022
Algorithm Number : 128
Metric Type : te-metric
Calculation Type : spf
Priority : 131 (Winner)
Prefix Metric Flag : No

RTR1#show mpls forwarding-table algorithm 128

Codes: > - installed FTN, * - selected FTN, p - stale FTN, ! - using backup

B - BGP FTN, K - CLI FTN, (t) - tunnel, P - SR Policy FTN, (b) - bypass,
 L - LDP FTN, R - RSVP-TE FTN, S - SNMP FTN, I - IGP-Shortcut,
 U - unknown FTN, O - SR-OSPF FTN, i - SR-ISIS FTN, k - SR-CLI FTN
 (m) - FTN mapped over multipath transport, (e) - FTN is ECMP

FTN-ECMP LDP: Disabled, SR: Disabled

Code ELC	FEC Nextthop	FTN-ID Algo-Num	Nhlfe-ID UpTime	Tunnel-ID	Pri	Out-Label	Out-Intf
i> -	25.0.1.2/32 128	1 01:19:19	8 -	-	-	-	-
No	11.0.12.2	-	1 -	0	Yes	3	ge2
i> -	25.0.1.3/32 128	7 01:19:19	20 -	-	-	-	-
No	11.0.12.2	-	29 -	0	Yes	21283	ge2
No	11.0.12.2	-	19 -	0	Yes	21283	ge6
No	11.0.15.5	-	-	-	-	-	-
i> -	25.0.1.4/32 128	2 01:19:19	11 -	-	-	-	-
No	11.0.14.4	-	22 -	0	Yes	3	xe12
i> -	25.0.1.5/32 128	8 01:19:19	24 -	-	-	-	-
No	11.0.15.5	-	9 -	0	Yes	3	ge6
i> -	25.0.1.6/32 128	14 01:19:19	44 -	-	-	-	-
No	11.0.15.5	-	43 -	0	Yes	21286	ge6

RTR1#

RTR1#show mpls ftn-table algorithm 128

Primary FTN entry with FEC: 25.0.1.2/32, id: 1, row status: Active, Tunnel-Policy: N/A, State: Installed

CreateTime: 01:19:35, UpTime: 01:19:35, LastUpdate: N/A

Owner: ISIS-SR-FA, distance: 115, Action-type: Redirect to LSP, Exp-bits: 0x0, Incoming DSCP: none, Algorithm Number:128

Tunnel id: 0, Protected LSP id: 0, LSP-type: Primary, Description: N/A, , Color: 0

Cross connect ix: 2, in intf: - in label: 0 out-segment ix: 1 refcount: 1

Owner: N/A, Persistent: No, Admin Status: Up, Oper Status: Up

State: Active

Out-segment with ix: 1, owner: N/A, Stale: NO, refcount: 9, out intf: ge2, out label: 3

Nextthop addr: 11.0.12.2 cross connect ix: 2, op code: Push

Primary FTN entry with FEC: 25.0.1.3/32, id: 7, row status: Active, Tunnel-Policy: N/A, State: Installed

CreateTime: 01:19:35, UpTime: 01:19:35, LastUpdate: N/A

Owner: ISIS-SR-FA, distance: 115, Action-type: Redirect to LSP, Exp-bits: 0x0, Incoming DSCP: none, Algorithm Number:128

Tunnel id: 0, Protected LSP id: 0, LSP-type: Primary, Description: N/A, , Color: 0

Cross connect ix: 10, in intf: - in label: 0 out-segment ix: 29 refcount: 1

Owner: ISIS-SR-FA, Persistent: No, Admin Status: Up, Oper Status: Up

State: Active

Out-segment with ix: 29, owner: ISIS-SR-FA, Stale: NO, refcount: 4, out intf: ge2, out label: 21283
Nextthop addr: 11.0.12.2 cross connect ix: 10, op code: Push

Cross connect ix: 10, in intf: - in label: 0 out-segment ix: 19 refcount: 1
Owner: ISIS-SR-FA, Persistent: No, Admin Status: Up, Oper Status: Up
State: Active

Out-segment with ix: 19, owner: ISIS-SR-FA, Stale: NO, refcount: 2, out intf: ge6, out label: 21283
Nextthop addr: 11.0.15.5 cross connect ix: 10, op code: Push

Primary FTN entry with FEC: 25.0.1.4/32, id: 2, row status: Active, Tunnel-Policy: N/A, State: Installed
CreateTime: 01:19:35, UpTime: 01:19:35, LastUpdate: N/A
Owner: ISIS-SR-FA, distance: 115, Action-type: Redirect to LSP, Exp-bits: 0x0, Incoming DSCP: none, Algorithm Number:128
Tunnel id: 0, Protected LSP id: 0, LSP-type: Primary, Description: N/A, , Color: 0
Cross connect ix: 6, in intf: - in label: 0 out-segment ix: 22 refcount: 1
Owner: N/A, Persistent: No, Admin Status: Up, Oper Status: Up
State: Active

Out-segment with ix: 22, owner: N/A, Stale: NO, refcount: 9, out intf: xe12, out label: 3
Nextthop addr: 11.0.14.4 cross connect ix: 6, op code: Push

Primary FTN entry with FEC: 25.0.1.5/32, id: 8, row status: Active, Tunnel-Policy: N/A, State: Installed
CreateTime: 01:19:35, UpTime: 01:19:35, LastUpdate: N/A
Owner: ISIS-SR-FA, distance: 115, Action-type: Redirect to LSP, Exp-bits: 0x0, Incoming DSCP: none, Algorithm Number:128
Tunnel id: 0, Protected LSP id: 0, LSP-type: Primary, Description: N/A, , Color: 0
Cross connect ix: 4, in intf: - in label: 0 out-segment ix: 9 refcount: 1
Owner: N/A, Persistent: No, Admin Status: Up, Oper Status: Up
State: Active

Out-segment with ix: 9, owner: N/A, Stale: NO, refcount: 9, out intf: ge6, out label: 3
Nextthop addr: 11.0.15.5 cross connect ix: 4, op code: Push

Primary FTN entry with FEC: 25.0.1.6/32, id: 14, row status: Active, Tunnel-Policy: N/A, State: Installed
CreateTime: 01:19:35, UpTime: 01:19:35, LastUpdate: N/A
Owner: ISIS-SR-FA, distance: 115, Action-type: Redirect to LSP, Exp-bits: 0x0, Incoming DSCP: none, Algorithm Number:128
Tunnel id: 0, Protected LSP id: 0, LSP-type: Primary, Description: N/A, , Color: 0
Cross connect ix: 13, in intf: - in label: 0 out-segment ix: 43 refcount: 1
Owner: ISIS-SR-FA, Persistent: No, Admin Status: Up, Oper Status: Up
State: Active

Out-segment with ix: 43, owner: ISIS-SR-FA, Stale: NO, refcount: 2, out intf: ge6, out label: 21286
Nextthop addr: 11.0.15.5 cross connect ix: 13, op code: Push

Implementation Examples

Traffic Optimization in Multi-Service Networks: Using flex algo bulk data transfers can prioritize cost-effective paths over low-latency ones.

Dynamic Resource Allocation in 5G Networks: In a 5G network, diverse applications such as real-time communication, IoT devices, and large data transfers require unique routing and resource allocation to meet their performance needs. Algo allows tailored routing paths for different applications (for example: low-latency routes for real-time communication, energy-efficient paths for IoT devices). Ensures optimal resource utilization while meeting the performance requirements of various 5G use cases.

Content Delivery Networks (CDNs): A CDN provider delivers content to end-users from multiple distributed servers. Flex Algo optimizes traffic flow to ensure the shortest delivery times based on user location and server availability.

CLI Commands

The `isis flex-algo` introduces the following configuration commands.

- `advertise-definition`
- `admin-group anomaly`
- `affinity-map`
- `affinity-ag-exclude-any`
- `affinity-ag-include-any`
- `affinity-ag-include-all`
- `affinity-ag-reverse-exclude-any`
- `affinity-ag-reverse-include-any`
- `affinity-ag-reverse-include-all`
- `affinity-eag-exclude-any`
- `affinity-eag-include-any`
- `affinity-eag-include-all`
- `affinity-eag-reverse-exclude-any`
- `affinity-eag-reverse-include-any`
- `affinity-ag-reverse-include-all`
- `asla flex-algo`
- `capability flex-algo`
- `exclude-maximum-delay`
- `extended-admin-group`
- `extended-admin-group anomaly`
- `flex-algo`
- `isis admin-group flex-algo`
- `isis admin-group anomaly flex-algo`
- `isis extended-admin-group flex-algo`
- `isis extended-admin-group anomaly flex-algo`

-
- `isis te-metric flex-algo ipv4`
 - `isis te-minimum-delay`
 - `isis te-maximum-delay`
 - `isis te-minimum-delay flex-algo`
 - `isis te-maximum-delay flex-algo`
 - `metric-type`
 - `metric-type`
 - `priority`
 - `participate`
 - `ti-lfa`
 - `show isis flex-algo`
 - `show isis flex-algo number status`
 - `show isis flex-algo all status usercfg`
 - `show isis flex-algo all status election`
 - `show isis extend-admin-groups`
 - `show isis flex-algo all status`
 - `show isis flex-algo all status usercfg`
 - `show isis flex-algo all status election`
 - `show isis flex-algo all status winner`
 - `show isis extend-admin-groups`
 - `show isis extend-admin-groups`

capability flex-algo

Use this command to enable the Flexible Algorithm feature on a per ISIS routing instance basis.

Use the `no` form of this command to disable the Flexible Algorithm feature in NSM

Command Syntax

```
capability flex-algo (routing)
(no) capability flex-algo (routing)
```

Parameters

<code>routing</code>	Enables the Flexible Algorithm feature on a per ISIS routing instance basis
----------------------	---

Default

Disabled

Command Mode

Segment-routing Mode

Applicability

Introduced in OcNOS version 6.6.0.

Example

```
ocnos(config-router)#capability flex-algo routing
```

asla flex-algo

Use this command to enables the advertisement of Flexible algorithm specific ASLA link attributes in ISIS routing.

Use the `no` form of this command to disable the advertisement of Flexible algorithm specific ASLA link attributes in ISIS routing.

Command Syntax

```
asla flex-algo (advertise|strict)
(no) asla flex-algo (advertise|strict)
```

Parameters

<code>advertise</code>	Enables the advertisement of Flexible algorithm specific ASLA link attributes in ISIS routingx
<code>strict</code>	Enables the usage of strict ASLA link attributes for Flexible Algorithm specific path calculation in ISIS

Default

Disabled

Command Mode

Segment-routing Mode

Applicability

Introduced in OcNOS version 6.6.0.

Example

```
ocnos(config-router)#capability flex-algo routing
```

flex-algo

Use this command to create a new sub-mode `config-isis-fa` under ISIS router configuration mode.

Use the `no` form of this command to disable the new sub-mode `config-isis-fa` under ISIS router configuration mode.

Command Syntax

```
flex-algo <Algorithm-Number>
```

Parameters

Algorithm- Number	Specifies the flexible algorithm number <128-255>.
----------------------	--

Default

Disabled

Command Mode

ISIS Router Configuration Mode

Applicability

Introduced in OcNOS version 6.6.0.

Example

```
ocnos(config-router)#flex-algo 128
```

isis admin-group flex-algo

Use this command to assign an Admin Group to a specific Flex-Algorithm (Flex-Algo) in IS-IS .

Use the `no` form of this command to assign an Admin Group to a specific Flex-Algorithm (Flex-Algo) in IS-IS. .

Command Syntax

```
isis admin-group flex-algo <1 - 16777214>
```

Parameters

1 - 16777214 Specifies the Flex-Algorithm ID that will be associated with an Admin Group.

Default

Disabled

Command Mode

ISIS Router Configuration Mode

Applicability

Introduced in OcNOS version 6.6.0.

Example

```
OcNOS(config)# router isis
OcNOS(config-isis)# admin-group flex-algo 100
```

affinity-map

Use this command to command associates the affinity name with the particular bit positions in the Extended Admin Group (EAG) bitmask.

The Affinity-Map (EAG) definition must be globally unique across all routers in a SR domain.

Use the `no` form of this command to affinity name with the particular bit positions.

Command Syntax

```
affinity-mapp (attribute|Bit-Number)
```

Parameters

<code>attribute</code>	Specifies the name of the affinity map.
<code>Bit-Number</code>	Bit position in the Extended Admin Group bitmask. Minimum value is 32 and maximum value is 95.

Default

Disabled

Command Mode

ISIS Router Configuration Mode

Applicability

Introduced in OcNOS version 6.6.0.

Example

```
ocnos(config-router)#affinity-mapping
```

metric-type

Use this command to specify the type of metric to be used for path computation in routing protocols, such as IS-IS or Traffic Engineering. This command allows selecting different metric types based on network optimization requirements.

Use the `no` form of this command to enable metric type as `igp-metric`.

Command Syntax

```
metric-type {igp-metric | te-metric | link-delay}
(no) metric-type {igp-metric | te-metric | link-delay}
```

Parameters

<code>igp-metric</code>	Uses the Interior Gateway Protocol (IGP) metric for routing decisions. .
<code>te-metric</code>	Uses the Traffic Engineering (TE) metric, which is specifically configured for MPLS TE.
<code>link-delay</code>	Uses the measured or configured link delay as the metric, allowing for delay-based path selection.

Default

IGP

Command Mode

ISIS Router Configuration Mode

Applicability

Introduced in OcNOS version 6.6.0.

Example

```
ocnos(config-isis-fa)#metric-type te-metric
```

priority

Use this command to define the priority value for a specific process, protocol, or routing decision. The priority value determines the precedence of an entity when multiple options exist.

Use the `no` form of this command is used then the priority value is updated to the default value of 5.

Command Syntax

```
priority <1-255>
(no) priority <1-255>
```

Parameters

1-255	Priority for Flexible Algorithm (nor for routing).
-------	--

Default

5

Command Mode

ISIS Router Configuration Mode

Applicability

Introduced in OcnOS version 6.6.0.

Example

```
ocnos(config-isis-fa)# priority 200
```

advertise-definition

Use this command to enable advertisement of the Flexible Algorithm definition.

Use the `no` form of this command to disable advertisement of the Flexible Algorithm definition.

Command Syntax

```
advertise-definition
(no) advertise-definition
```

Parameters

None

Default

5

Command Mode

ISIS Router Configuration Mode

Applicability

Introduced in OcNOS version 6.6.0.

Example

```
ocnos(config-isis-fa)# advertise-definition
```


participate

Use this command to enable participation for a Flexible Algorithm.

Use the `no` form of this command to disable participation for a Flexible Algorithm.

Command Syntax

```
participate
(no) participate
```

Parameters

None

Default

None

Command Mode

ISIS Router Configuration Mode

Applicability

Introduced in OcNOS version 6.6.0.

Example

```
ocnos(config-isis-fa)# participate
```

ti-lfa

Use this command to enable TI-LFA based fast rerouting of primary paths associated to a flexible algorithm.

Use the `no` form of this command to disable TI-LFA based fast rerouting of primary paths associated to a flexible algorithm.

Command Syntax

```
ti-lfa
(no) ti-lfa
```

Parameters

None

Default

None

Command Mode

ISIS Router Configuration Mode

Applicability

Introduced in OcNOS version 6.6.0.

Example

```
ocnos(config-isis-fa)# ti-lfa
```

exclude-maximum-delay

Use this command to set the exclude maximum link delay value constraint for a Flexible Algorithm definition.

Use the `no` form of this command to unset the exclude maximum link delay value constraint for a Flexible Algorithm definition.

Command Syntax

```
exclude-maximum-delay <1-16777215>  
(no)exclude-maximum-delay <1-16777215>
```

Parameters

<1-16777215> The maximum delay value in the range.

Default

None

Command Mode

Interface Mode

Applicability

Introduced in OcNOS version 6.6.0.

Example

```
OcNOS(config-if)# exclude-maximum-delay 100000
```

affinity-ag-exclude-any

Use this command to configure a Exclude any Admin-Group affinity name for the forward direction.

Use the `no` form of this command to disable the exclude maximum link delay value constraint for a Flexible Algorithm definition.

Command Syntax

```
affinity-ag-exclude-any <NAME>
(no) affinity-ag-exclude-any <NAME>
```

Parameters

<Name> Specifies the name of the affinity group to be excluded from path computation.

Default

None

Command Mode

MPLS Traffic Engineering (TE) configuration mode.

Applicability

Introduced in OcNOS version 6.6.0.

Example

```
OcNOS(config)# router mpls
OcNOS(config-mpls)# traffic-eng
OcNOS(config-mpls-te)# affinity-ag-exclude-any 0x02
```

affinity-ag-include-any

Use this command to configure a include any Admin-Group affinity name for the forward direction.

Use the `no` form of this command to exclude the to configure a Include any Admin-Group affinity name for the forward direction.

Command Syntax

```
affinity-ag-include-any <Affinity-Name>
(no) affinity-ag-include-any <Affinity-Name>
```

Parameters

<code><Affinity Name></code>	Specifies the affinity group(s) that must be included in the path.
--	--

Default

None

Command Mode

MPLS Traffic Engineering (TE) configuration mode.

Applicability

Introduced in OcNOS version 6.6.0.

Example

```
OcNOS(config-mpls-te-po)# affinity-ag-include-any TRUSTED_PATHS
```

affinity-ag-include-all

Use this command to to configure a include all Admin-Group affinity name for the forward direction.

Use the `no` form of this command to exclude include all Admin-Group affinity name for the forward direction.

Command Syntax

```
affinity-ag-include-all} <Affinity-Name>  
(no) affinity-ag-include-all} <Affinity-Name>
```

Parameters

<Affinity Name>	Specifies the name of the Admin-Group affinity to be included.
--------------------	--

Default

None

Command Mode

MPLS Traffic Engineering (TE) configuration mode.

Applicability

Introduced in OcNOS version 6.6.0.

Example

```
OcNOS(config-mpls-te-po)# affinity-ag-include-all FORWARD_TRUSTED_PATHS
```

affinity-ag-reverse-exclude-any

Use this command to configure a exclude any Admin-Group affinity name for the reverse direction.

Use the `no` form of this command to disable a exclude any Admin-Group affinity name for the reverse direction.

Command Syntax

```
affinity-ag-reverse-exclude-any <Affinity-Name>
(no) affinity-ag-reverse-exclude-any <Affinity-Name>
```

Parameters

<code><Affinity Name></code>	Specifies the name of the Admin-Group affinity to be excluded.
--	--

Default

None

Command Mode

MPLS Traffic Engineering (TE) configuration mode.

Applicability

Introduced in OcNOS version 6.6.0.

Example

```
OcNOS(config-mpls-te)# affinity-ag-reverse-exclude-any REVERSE_HIGH_LATENCY
```

affinity-ag-reverse-include-any

Use this command to configure a include any Admin-Group affinity name for the reverse direction.

Use the `no` form of this command to exclude a include any Admin-Group affinity name for the reverse direction.

Command Syntax

```
affinity-ag-reverse-include-any <Affinity-Name>
(no) affinity-ag-reverse-include-any <Affinity-Name>
```

Parameters

<code><Affinity Name></code>	Specifies the name of the Admin-Group affinity to be included for the reverse direction.
--	--

Default

None

Command Mode

MPLS Traffic Engineering (TE) configuration mode.

Applicability

Introduced in OcNOS version 6.6.0.

Example

```
OcNOS(config-mpls-te-po)# affinity-ag-reverse-include-any  
REVERSE_TRUSTED_PATHS
```

affinity-ag-reverse-include-all

Use this command to configure a include all Admin-Group affinity name for the reverse direction.

Use the `no` form of this command to exclude a Include all Admin-Group affinity name for the reverse direction.

Command Syntax

```
affinity-ag-reverse-include-all} <Affinity-Name>
(no) affinity-ag-reverse-include-all} <Affinity-Name>
```

Parameters

<Affinity Name>	Specifies the Admin-Group affinity name to include all associated links in the reverse direction.
--------------------	---

Default

None

Command Mode

MPLS Traffic Engineering (TE) configuration mode.

Applicability

Introduced in OcNOS version 6.6.0.

Example

```
OcNOS(config-mpls-te)# affinity-ag-reverse-include-all REVERSE_LOW_LATENCY
REVERSE_HIGH_PRIORITY
```

affinity-eag-exclude-any

Use this command to configure a exclude any Explicit Affinity Group (EAG) affinity name for the forward direction.

Use the `no` form of this command to disable a exclude any EAG affinity name for the forward direction.

Command Syntax

```
affinity-eag-exclude-any <Affinity-Name>
(no) affinity-eag-exclude-any <Affinity-Name>
```

Parameters

<code><Affinity Name></code>	Specifies the EAG affinity name that should be excluded from path selection.
--	--

Default

None

Command Mode

MPLS Traffic Engineering (TE) configuration mode.

Applicability

Introduced in OcNOS version 6.6.0.

Example

```
OcNOS(config-mpls-te-po)# affinity-eag-exclude-any EAG_UNTRUSTED
```

affinity-eag-include-any

Use this command to configure a include any Explicit Affinity Group (EAG) affinity name for the forward direction.

Use the `no` form of this command to disable a include any EAG affinity name for the forward direction.

Command Syntax

```
affinity-eag-include-any <Affinity-Name>
(no) affinity-eag-include-any <Affinity-Name>
```

Parameters

<code><Affinity Name></code>	Specifies the EAG affinity name that should be included from path selection.
--	--

Default

None

Command Mode

MPLS Traffic Engineering (TE) configuration mode.

Applicability

Introduced in OcNOS version 6.6.0.

Example

```
OcNOS(config-mpls-te-po)# affinity-eag-include-any EAG_TRUSTED_PATHS
```

affinity-eag-include-all

Use this command to configure a include all Explicit Affinity Group (EAG) affinity name for the forward direction.

Use the `no` form of this command to disable a include all EAG affinity name for the forward direction.

Command Syntax

```
affinity-eag-include-all <Affinity-Name>
(no) affinity-eag-include-all <Affinity-Name>
```

Parameters

<code><Affinity Name></code>	Specifies the EAG affinity name that should be included from path selection.
--	--

Default

None

Command Mode

MPLS Traffic Engineering (TE) configuration mode.

Applicability

Introduced in OcNOS version 6.6.0.

Example

```
OcNOS(config-mpls-te)# affinity-eag-include-all EAG_LOW_LATENCY
EAG_HIGH_PRIORITY
```

affinity-eag-reverse-exclude-any

Use this command to configure a exclude any Explicit Affinity Group (EAG) affinity name for the reverse direction.

Use the `no` form of this command to disable a exclude any EAG affinity name for the reverse direction.

Command Syntax

```
affinity-eag-reverse-exclude-any <Affinity-Name>  
(no) affinity-eag-reverse-exclude-any <Affinity-Name>
```

Parameters

<Affinity Name>	Specifies the EAG affinity name that should be excluded from reverse direction path computation.
--------------------	--

Default

None

Command Mode

MPLS Traffic Engineering (TE) configuration mode.

Applicability

Introduced in OcNOS version 6.6.0.

Example

```
OcNOS(config-mpls-te-po)# affinity-eag-reverse-exclude-any EAG_UNTRUSTED
```

affinity-eag-reverse-include-any

Use this command to configure a include any Explicit Affinity Group (EAG) affinity name for the reverse direction.

Use the `no` form of this command to disable a include any EAG affinity name for the reverse direction.

Command Syntax

```
affinity-eag-reverse-include-any <Affinity-Name>
(no) affinity-eag-reverse-include-any <Affinity-Name>
```

Parameters

<Affinity Name>	Specifies the EAG affinity name that should be included from reverse direction path computation.
--------------------	--

Default

None

Command Mode

MPLS Traffic Engineering (TE) configuration mode.

Applicability

Introduced in OcNOS version 6.6.0.

Example

```
OcNOS(config-mpls-te)# affinity-eag-reverse-include-any EAG_LOW_LATENCY
EAG_HIGH_PRIORITY
```

affinity-eag-reverse-include-all

Use this command to configure a include all Explicit Affinity Group (EAG) affinity name for the reverse direction.

Use the `no` form of this command to disable a include all EAG affinity name for the reverse direction.

Command Syntax

```
affinity-eag-reverse-include-all <Affinity-Name>
(no) affinity-eag-reverse-include-all <Affinity-Name>
```

Parameters

<Affinity Name>	Specifies the EAG affinity name that should be included all links from reverse direction path computation.
--------------------	--

Default

None

Command Mode

MPLS Traffic Engineering (TE) configuration mode.

Applicability

Introduced in OcNOS version 6.6.0.

Example

```
OcNOS(config-mpls-te)# affinity-eag-reverse-include-all EAG_LOW_LATENCY
EAG_HIGH_PRIORITY
```

isis te-metric flex-algo ipv4

Use this command to set the Traffic Engineering (TE) metric on an interface for the Flexible Algorithm application..

Use the `no` form of this command to unset the TE metric on an interface for the Flexible Algorithm application..

Command Syntax

```
isis te-metric flex-algo ipv4 <1-16777214>  
(no) isis te-metric flex-algo ipv4 <1-16777214>
```

Parameters

<1-16777214> Specifies the Flex-Algorithm ID.

Default

None

Command Mode

ISIS Router configuration mode.

Applicability

Introduced in OcNOS version 6.6.0.

Example

```
OcNOS(config)# router isis  
OcNOS(config-isis)# te-metric flex-algo ipv4 1
```

isis te-minimum-delay

Use this command to configure the Traffic Engineering (TE) maximum delay value on a ISIS routing enabled interface for the Flexible Algorithm application.

Use the `no` form of this command to disable the TE maximum delay value on a ISIS routing enabled interface for the Flexible Algorithm application.

Command Syntax

```
isis te-minimum-delay flex-algo <1-16777214>
(no) isis te-minimum-delay flex-algo <1-16777214>
```

Parameters

<1-16777214> Specifies the Flex-Algorithm ID for which the minimum delay metric should be applied.

Default

None

Command Mode

ISIS Router configuration mode.

Applicability

Introduced in OcNOS version 6.6.0.

Example

```
OcNOS(config)# router isis
OcNOS(config-isis)# te-minimum-delay flex-algo 1
```

isis te-maximum-delay

Use this command to configure the Traffic Engineering (TE) maximum delay value on a ISIS routing enabled interface for the Flexible Algorithm application.

Use the `no` form of this command to disable the TE maximum delay value on a ISIS routing enabled interface for the Flexible Algorithm application.

Command Syntax

```
isis te-maximum-delay flex-algo <1-16777214>
(no) isis te-maximum-delay flex-algo <1-16777214>
```

Parameters

<1-16777214> Specifies the Flex-Algorithm ID for which the maximum delay metric should be applied.

Default

None

Command Mode

ISIS Router configuration mode.

Applicability

Introduced in OcNOS version 6.6.0.

Example

```
OcNOS(config)# router isis
OcNOS(config-isis)# te-maximum-delay flex-algo 1
```

isis te-minimum-delay flex-algo

Use this command to configure the Traffic Engineering (TE) minimum delay value on a ISIS routing enabled interface for the Flexible Algorithm application.

Use the `no` form of this command to disable the TE minimum delay value on a ISIS routing enabled interface for the Flexible Algorithm application.

Command Syntax

```
isis te-minimum-delay flex-algo <1-16777214>  
(no) isis te-minimum-delay flex-algo <1-16777214>
```

Parameters

<1-16777214> Specifies the Flex-Algorithm ID that the minimum delay metric will be applied to.

Default

None

Command Mode

ISIS Router configuration mode.

Applicability

Introduced in OcNOS version 6.6.0.

Example

```
OcNOS(config)# router isis  
OcNOS(config-isis)# te-minimum-delay flex-algo 1
```

isis te-maximum-delay flex-algo

Use this command to configure the Traffic Engineering (TE) maximum delay value on a ISIS routing enabled interface for the Flexible Algorithm application.

Use the `no` form of this command to disable the TE maximum delay value on a ISIS routing enabled interface for the Flexible Algorithm application.

Command Syntax

```
isis te-maximum-delay flex-algo <1-16777214>  
(no) isis te-maximum-delay flex-algo <1-16777214>
```

Parameters

<1-16777214> Specifies the Flex-Algorithm ID that the maximum delay metric will be applied to.

Default

None

Command Mode

ISIS Router configuration mode.

Applicability

Introduced in OcNOS version 6.6.0.

Example

```
OcNOS(config)# router isis  
OcNOS(config-isis)# te-maximum-delay flex-algo 1
```

extended-admin-group

Use this command to associate an Extended Admin Group (EAG) name with a specific bit position in the Extended Admin Group bitmask.

Use the `no` form of this command to disassociate an EAG name with a specific bit position in the Extended Admin Group bitmask.

Command Syntax

```
extend-admin-group <Extended-Admin-Group-Name> bit-position <Bit-Number>
(no) extend-admin-group <Extended-Admin-Group-Name> bit-position <Bit-Number>
```

Parameters

Affinity-Name	Specifies the name of the affinity map.
Bit-Number	Specifies bit position in the Extended Admin Group bitmask. Minimum value is 32 and maximum value is 95.

Default

None

Command Mode

ISIS Router configuration mode.

Applicability

Introduced in OcNOS version 6.6.0.

Example

```
OcNOS(config)# router isis
OcNOS(config-isis)# extend-admin-group EAG_FAST_PATH bit-position 2
```

isis extended-admin-group flex-algo

Use this command to set the affinity, i.e. Extended Admin Group (EAG) on a routing enabled, interface for the Flexible Algorithm application.

Use the `no` form of this command to remove the affinity, i.e. EAG on a routing enabled, interface for the Flexible Algorithm application.

Command Syntax

```
isis extended-admin-group flex-algo <Affinity-Name>  
(no) isis extended-admin-group flex-algo <Affinity-Name>
```

Parameters

`Affinity-Name` Specifies the Flex-Algorithm ID that will be associated with an Extended Admin Group.

Default

None

Command Mode

ISIS Router configuration mode.

Applicability

Introduced in OcNOS version 6.6.0.

Example

```
OcNOS(config)# router isis  
OcNOS(config-isis)# extended-admin-group flex-algo 10
```

extended-admin-group anomaly

Use this command to enable anomaly detection for the Extended Admin Group (EAG) in IS-IS.

Use the `no` form of this command to disable the enable anomaly detection for the Extended Admin Group (EAG) in IS-IS.

Command Syntax

```
extended-admin-group anomaly
(no) extended-admin-group anomaly
```

Parameters

None

Default

None

Command Mode

ISIS Router configuration mode.

Applicability

Introduced in OcNOS version 6.6.0.

Example

```
OcNOS(config)# router isis
OcNOS(config-isis)# extended-admin-group anomaly
```

isis extended-admin-group anomaly flex-algo

Use this command to detect anomalies in the Extended Admin Group (EAG) configuration for a specific Flex-Algo in IS-IS.

Use the `no` form of this command to disable anomalies in the Extended Admin Group (EAG) configuration for a specific Flex-Algo in IS-IS.

Command Syntax

```
isis extended-admin-group anomaly flex-algo < 1 - 16777214>  
(no) isis extended-admin-group anomaly flex-algo < 1 - 16777214>
```

Parameters

<1 - 16777214> Specifies the Flex-Algorithm ID for which EAG anomaly detection should be enabled.

Default

None

Command Mode

ISIS Router configuration mode.

Applicability

Introduced in OcNOS version 6.6.0.

Example

```
OcNOS(config)# router isis  
OcNOS(config-isis)# extended-admin-group anomaly flex-algo 100
```


admin-group anomaly

Use this command to enable anomaly detection for the Admin Group configuration in IS-IS.

Use the `no` form of this command to disable anomaly detection for the Admin Group configuration in IS-IS..

Command Syntax

```
admin-group anomaly
(no) admin-group anomaly
```

Parameters

None

Default

None

Command Mode

ISIS Router configuration mode.

Applicability

Introduced in OcNOS version 6.6.0.

Example

```
OcNOS(config)# router isis
OcNOS(config-isis)# admin-group anomaly
```

isis admin-group anomaly flex-algo

Use this command to detect anomalies in the Admin Group configuration for a specific Flex-Algo in IS-IS.

Use the `no` form of this command to disable anomalies in the Admin Group configuration for a specific Flex-Algo in IS-IS.

Command Syntax

```
isis admin-group anomaly flex-algo < 1 - 16777214>  
(no) isis admin-group anomaly flex-algo < 1 - 16777214>
```

Parameters

<1 - 16777214> Specifies the Flex-Algorithm ID to monitor for anomalies.

Default

None

Command Mode

ISIS Router configuration mode.

Applicability

Introduced in OcNOS version 6.6.0.

Example

```
OcNOS(config)# router isis  
OcNOS(config-isis)# admin-group anomaly flex-algo 50
```

show isis flex-algo

Use this command to display information about the flexible algorithm configuration and operational state in IS-IS.

Command Syntax

```
show isis flex-algo (128-255>) (all) (control)
```

Parameters

Algorithm- Number	Specifies the flexible algorithm number <128-255>.
all	Specifies all flexible algorithms.
control	Specifies flexible algorithm global control.

Default

None

Command Mode

Execution Mode

Applicability

Introduced in OcNOS version 6.6.0.

Example

```
OcNOS#configure terminal
```

show isis flex-algo number status

Use this command to display status information for a specific Flexible Algorithm identified by (128-255).

Command Syntax

```
show isis flex-algo (128-255) status
```

Parameters

<code>election</code>	Displays whether the algorithm is part of a group of algorithms being elected to handle the path computation.
<code>usercfg</code>	Displays the algorithms that have been manually configured by the user on the device..
<code>winner</code>	Displays which algorithm has been selected for path computation based on the election process.

Default

None

Command Mode

Execution Mode

Applicability

Introduced in OcNOS version 6.6.0.

Example

View Election Status for Flexible Algorithm:

```
show isis flex-algo 150 status election
```

View Election Status for Flexible Algorithm:

```
show isis flex-algo 150 status usercfg
```

View Election Status for Flexible Algorithm:

```
show isis flex-algo 150 status winner
```

show isis flex-algo all status usercfg

Use this command to display the details of flexible algorithm.

Command Syntax

```
show isis flex-algo all status usercfg (summary/detail)
```

Parameters

summary	Displays a summary of user configuration of all flexible algorithm(s) of local router node.
detail	Displays in detail user configuration of all flexible algorithm(s) of local router node.

Default

None

Command Mode

Execution Mode

Applicability

Introduced in OcNOS version 6.6.0.

Example

View isis Status for Flexible Algorithm:

```
show isis flex-algo 150 status usercfg summary
```

show isis flex-algo all status election

Use this command to display a summary of all flexible algorithm's FAD learnt from all router(s), that participated in the election process.

Command Syntax

```
show isis flex-algo <128-255> all status election (summary/detail)
```

Parameters

summary	Displays a summary of all flexible algorithm's FAD learnt from all router(s), that participated in the election process.
detail	Displays in detail all flexible algorithm's FAD learnt from all router(s), that participated in the election process.

Default

None

Command Mode

Execution Mode

Applicability

Introduced in OcNOS version 6.6.0.

Example

View Election Status for Flexible Algorithm:

```
show isis flex-algo 128 all status election summary
show isis flex-algo 141 all status election detail
```

show isis flex-algo all status winner

Use this command to displays a summary all flexible algorithm's FAD that have been declared as election winner across all routers of the SR domain.

Command Syntax

```
show isis flex-algo <128-255> all status winner (summary/detail))
```

Parameters

summary	Displays a summary all flexible algorithm's FAD that have been declared as election winner across all routers of the SR domain.
detail	Displays in detail all flexible algorithm's FAD that have been declared as election winner across all routers of the SR domain.

Default

None

Command Mode

Execution Mode

Applicability

Introduced in OcNOS version 6.6.0.

Example

View Election Status for Flexible Algorithm:

```
show isis flex-algo 128 all status winner summary
show isis flex-algo 141 all status winner detail
```

show isis extend-admin-groups

Use this command to display the global extended admin group mapping table (Affinity map).

Command Syntax

```
show isis extend-admin-groups
```

Parameters

None

Default

None

Command Mode

Execution Mode

Applicability

Introduced in OcNOS version 6.6.0.

Example

View Election Status for Flexible Algorithm:

```
show isis extend-admin-groups
```

show isis flex-algo all status

Use this command to display the status of all Flexible Algorithms in the IS-IS protocol.

Command Syntax

```
show isis flex-algo all status (election/userconfig/winner(summary/detail))
```

Parameters

election	Displays whether the algorithm is part of a group of algorithms being elected to handle the path computation.
usercfg	Displays the algorithms that have been manually configured by the user on the device.
winner	Displays which algorithm has been selected for path computation based on the election process.
summary	Displays a summary of user configuration of flexible algorithm of local router node.
detail	Displays in detail user configuration of flexible algorithm of local router node.

Default

None

Command Mode

Execution Mode

Applicability

Introduced in OcNOS version 6.6.0.

Example

View Election Status for all Flexible Algorithms:

```
show isis flex-algo 150 status election
```

View Election Status for all Flexible Algorithms:

```
show isis flex-algo 150 status usercfg
```

View Election Status for all Flexible Algorithms:

```
show isis flex-algo 150 status winner
```

Glossary

The following provides definitions for key terms or abbreviations and their meanings used throughout this document:

Key Terms/Acronym	Description
Intermediate System to Intermediate System (IS-IS)	A link-state routing protocol used to exchange routing information within a network. It is widely used in large enterprise and service provider networks.
Flexible Algorithm (Flex-Algo)	A feature in IS-IS that allows for the definition of custom path computation algorithms. It provides more granular control over traffic routing, enabling the use of application-specific routing decisions
Segment Routing (SR)	A type of source-based routing in which the sender specifies the route that a packet will take through the network by encoding the path as a sequence of segments. In IS-IS, SR can be enhanced with flexible algorithms to improve traffic engineering.
Link-State Advertisements(LSAs)	Packets exchanged between IS-IS routers that contain information about the network's topology, such as available links, node statuses, and routing information.

CHAPTER 4 Traffic Steering for Flexible Algorithms

Overview

Traffic Steering for Flexible Algorithms feature integrates BGP On-Demand Next Hop (ODN) policies with Flexible Algorithms to improve the efficiency of path computation. Flexible Algorithms allow for route selection based on specific network constraints such as latency, bandwidth, and other performance metrics. By combining BGP ODN policies with Flexible Algorithms, the network can dynamically compute and adjust optimal paths in real-time, ensuring effective traffic management according to service requirements.

Feature Characteristics

- **Coloring for Traffic Steering:**
 - The egress PE node assigns colors to MPLS service FTNs.
 - These colors represent SR-TE SLA requirements and are advertised via BGP UPDATE messages to the ingress PE node.
 - The ingress node matches the color information with the corresponding ODN policy and steers the traffic accordingly (Traffic Steering).
- **Integration with Flexible Algorithms:**
 - ODN policies can be combined with Flexible Algorithms to create Flex-Algo-based SR-MPLS BE tunnels (Flex-Algo LSPs).
 - These tunnels enhance path computation by allowing route selection based on constraints such as latency, bandwidth, and traffic load.
 - Network operators can customize routing logic to optimize traffic flow and enhance network efficiency.
- **Support for Multiple MPLS Services:**
 - Flex-Algo LSPs can be used with:
 - VPLS (Signaling via BGP)
 - BGP VPNv4
 - BGP VPNv6
 - EVPN (ELINE, ELAN, ETREE)

Benefits

This feature offers several key advantages:

- Traffic steering based on SR-TE SLA requirements, ensuring optimal path selection.
- Customizable routing logic using Flexible Algorithms, tailored to constraints like latency, bandwidth, and traffic load.
- Dynamic network adaptation, which reduces the need for manual intervention and minimizes complexity.
- Efficient resource utilization through Flex-Algo LSPs, optimizing traffic routing.
- Policy-driven traffic steering, enhancing resource allocation and overall network performance.
- Real-time path adjustments in response to congestion, failures, or changes in SLA.

Prerequisites

This feature requires the following device capabilities:

- OcNOS devices must support:
- ISIS-SR Flex-Algorithm and ECMP
- BGP-VPLS and L3VPN/6VPE services
- EVPN services

Configuration

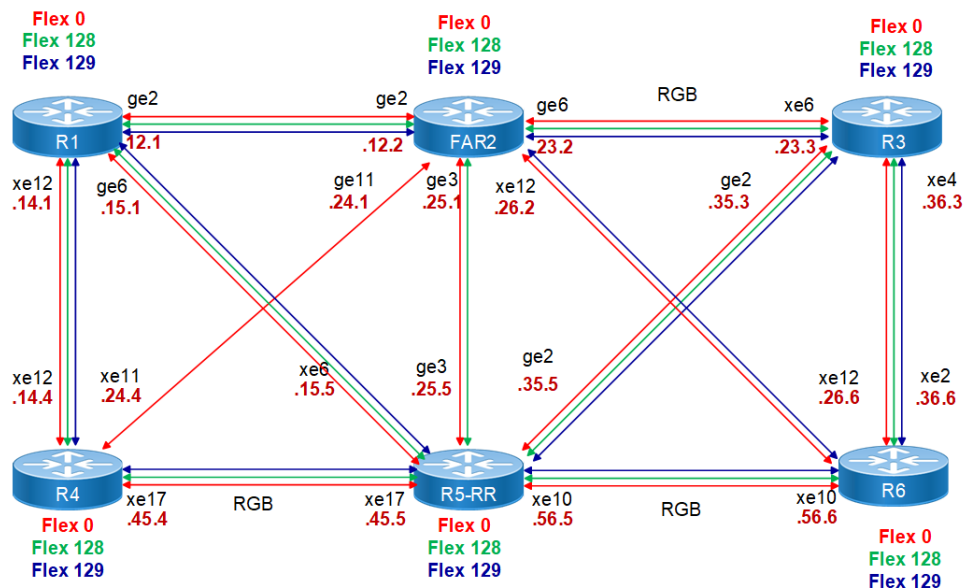
The following configuration enables Flex Algo with ISIS-SR.

Topology

This topology represents the application of Flex-Algorithm in a SR network environment, with three distinct algorithms highlighted: Flex Algo 0, 128, and 129. Each algorithm defines a specific logical topology based on unique constraints and use cases.

Topology Visualization:

- Red Lines (Flex Algo 0): Represents the default IGP metric-based paths where all links contribute to general traffic forwarding.
- Green Lines (Flex Algo 128): Highlights paths optimized for bandwidth efficiency using GREEN-affinity links, filtering out non-compliant links.
- Blue Lines (Flex Algo 129): Displays paths optimized for delay-sensitive traffic using BLUE-affinity links, excluding all others.



Logical Topologies Based on Flexible Algorithms

Configuration for BGP-VPLS Traffic Steering with ODN for FlexAlgo

The following configuration enables BGP-VPLS Traffic Steering with ODN Policy.

- The goal is to extend the existing setup used in the [Flex Algorithm for ISIS](#) chapter to configure BGP VPLS services over Flex-Algo 128.
- ODN policy will be used to automate the steering of VPLS traffic. This ensures that VPLS traffic follows the optimized paths based on Flex-Algo 128 constraints and metrics.
- The approach helps in seamless integration of VPLS over an SR-based network while maintaining traffic engineering flexibility.

To configure BGP-VPLS functionality on nodes between RTR1 to RTR3, follow the steps mentioned below:

1. Configure BGP for VPLS Services.

1. Set up BGP in L2VPN address family on RTR1 and RTR2 as below.

```
RTR1(config)#router bgp 65010
RTR1(config-router)# bgp auto-policy-soft-reset enable
RTR1(config-router)# neighbor 25.0.1.5 remote-as 65010
RTR1(config-router)# neighbor 25.0.1.5 update-source loopback2
RTR1(config-router)# end
```

```
RTR1(config-router)# address-family l2vpn vpls
RTR1(config-router-af)# neighbor 25.0.1.5 activate
RTR1(config-router-af)# exit-address-family
RTR1(config-router)# end
RTR1(config-router)# exit
```

```
RTR3(config)#router bgp 65010
RTR3(config-router)# bgp auto-policy-soft-reset enable
RTR3(config-router)# neighbor 25.0.1.5 remote-as 65010
RTR3(config-router)# neighbor 25.0.1.5 update-source loopback2
RTR1(config-router)# end
RTR3(config-router)# exit
```

```
RTR3(config-router)# address-family l2vpn vpls
RTR3(config-router-af)# neighbor 25.0.1.5 activate
RTR3(config-router-af)# exit-address-family
RTR1(config-router)# end
RTR3(config-router)# exit
```

2. Set up BGP in L2VPN address family on RTR3 which acts as RR below:

```
RTR5(config)#router bgp 65010
RTR5(config-router)# bgp auto-policy-soft-reset enable
RTR5(config-router)# no bgp inbound-route-filter
RTR5(config-router)# neighbor 25.0.1.1 remote-as 65010
RTR5(config-router)# neighbor 25.0.1.1 update-source loopback2
RTR5(config-router)# neighbor 25.0.1.3 remote-as 65010
RTR5(config-router)# neighbor 25.0.1.3 update-source loopback2
RTR5(config-router)# !
RTR5(config-router)# address-family l2vpn vpls
RTR5(config-router-af)# neighbor 25.0.1.1 activate
RTR5(config-router-af)# neighbor 25.0.1.1 route-reflector-client
RTR5(config-router-af)# neighbor 25.0.1.3 activate
```

```
RTR5(config-router-af)# neighbor 25.0.1.3 route-reflector-client
RTR5(config-router-af)# exit-address-family
RTR5(config-router)# !
RTR5(config-router)# exit
```

2. Configure VPLS Instance on Between RTR1 and RTR3.

```
RTR1(config)#mpls vpls BGP-VPLS 1000
RTR1(config-vpls)# signaling bgp
RTR1(config-vpls-sig)# ve-id 1
RTR1(config-vpls-sig)# exit-signaling
RTR1(config-vpls)# exit-vpls
RTR1(config)#end
```

```
RTR3(config)#mpls vpls BGP-VPLS 1000
RTR3(config-vpls)# signaling bgp
RTR3(config-vpls-sig)# ve-id 1
RTR3(config-vpls-sig)# exit-signaling
RTR3(config-vpls)# exit-vpls
RTR3(config)#end
```

Note: Each **VE-ID** must be unique per node within the VPLS instance.

3. Configure the egress side to advertise the color per VPLS instance using a route-map:

1. Egress-side, Color needs to be advertised per vpls instance (as mentioned below).

```
RTR3(config)#route-map set_color permit 10
RTR3(config-route-map)# set extcommunity color 1000
RTR3(config-route-map)#!
```

```
RTR3(config)#
RTR3(config)#mpls vpls BGP-VPLS 1000
RTR3(config-vpls)#route-map set_color
RTR3(config-vpls)#exit
RTR3(config)#
```

4. Enable ODN Policy for Traffic Steering on RTR1:

```
RTR1(config)#segment-routing
RTR1(config-sr)# traffic-engineering
RTR1(config-sr-te)# on-demand-nexthop 1000
RTR1(config-sr-odn)# flex-algo 128
RTR1(config-sr-odn)# exit-sr-odn
RTR1(config-sr-te)# end
RTR1(config-sr-te)# exit-te
RTR1(config-sr)#
```

5. Configure ACCESS Interface for BGP-VPLS.

```
RTR1(config)#interface xe15
RTR1(config-if)# mtu 9216
RTR1(config)#interface xe15.1000 switchport
RTR1(config-if)# encapsulation dot1q 1000
RTR1(config-if)# mtu 9216
RTR1(config-if)# access-if-vpls
RTR1(config-acc-if-vpls)# mpls-vpls BGP-VPLS
RTR1(config-acc-if-vpls)#!
```

```
RTR1(config)#interface xe15
RTR1(config-if)# mtu 9216
RTR1(config)#interface xe19.1000 switchport
RTR1(config-if)# encapsulation dot1q 1000
RTR1(config-if)# mtu 9216
RTR1(config-if)# access-if-vpls
RTR1(config-acc-if-vpls)# mpls-vpls BGP-VPLS
RTR1(config-acc-if-vpls)#!
```

Configuration Snapshot:

R1

```
mpls vpls BGP-VPLS 1000
signaling bgp
ve-id 1
exit-signaling
exit-vpls

interface xe15
  mtu 9216

interface xe15.1000 switchport
  encapsulation dot1q 1000
  mtu 9216
  access-if-vpls
  mpls-vpls BGP-VPLS

router bgp 65010
  bgp auto-policy-soft-reset enable
  address-family l2vpn vpls
    neighbor 25.0.1.5 activate
  exit-address-family

segment-routing
  traffic-engineering
    on-demand-nexthop 1000
    flex-algo 128
  exit-sr-odn
  !
exit-te
```

R2

```
route-map set_color permit 10
  set extcommunity color 1000

mpls vpls BGP-VPLS 1000
route-map set_color
signaling bgp
ve-id 3
exit-signaling
exit-vpls

interface xe19
  mtu 9216
```

```

interface xe19.1000 switchport
  encapsulation dot1q 1000
  mtu 9216
  access-if-vpls
  mpls-vpls BGP-VPLS

router bgp 65010
  bgp auto-policy-soft-reset enable
  address-family l2vpn vpls
  neighbor 25.0.1.5 activate
  exit-address-family

```

R5

```

router bgp 65010
  no bgp inbound-route-filter
  bgp auto-policy-soft-reset enable
  address-family l2vpn vpls
  neighbor 25.0.1.1 activate
  neighbor 25.0.1.1 route-reflector-client
  neighbor 25.0.1.3 activate
  neighbor 25.0.1.3 route-reflector-client
  exit-address-family
  !
  exit

```

Validation

Verify the bgp vpls summary.

```

FA-RTR1#show bgp l2vpn vpls summary
BGP router identifier 25.0.1.1, local AS number 65010
BGP table version is 1
1 BGP AS-PATH entries
0 BGP community entries

```

Neighbor PfxRcd Desc	V	AS	MsgRcv	MsgSen	TblVer	InQ	OutQ	Up/Down	State/
25.0.1.5 1	4	65010	157	160	1	0	0	01:01:15	

Total number of neighbors 1

Total number of Established sessions 1

```

FA-RTR1#show bgp l2vpn vpls detail

```

```

VPLS ID: 1000
VE-ID: 1
Discovered Peers: 1
Route-Target: 65010:1000
Local RD: 65010:1000

```


All Local Label Blocks:

[LB:81280, VBO:1, VBS:64]

Mesh Peers:

BGP Peer:25.0.1.5/32

VC Nbr Address:25.0.1.3, RD:65010:1000, VE-ID:3

VC Details: VC-ID:13

Local MTU:9216, Remote MTU:9216

Remote (LB:81280,VBO:1,VBS:64) Local (LB:81280,VBO:1,VBS:64)

LB sent on known VEID:Yes

In Label:81282, Out Label:81280

PW Status:Established

VC Installed:Yes

VC Signaled Time: 00:58:21

Extended-Community Color:1000

FA-RTR1#

FA-RTR1#show mpls dep-up table

```
=====
Route-Node Prefix: 25.0.1.3
=====
```

CLIST-INFO:

```
c_list-Pointer = 3579d30
c_list-Type    = CONFIRM_NODE_FTN
c_list-Prefix  = 25.0.1.3/32
c_list-Count   = 1
```

CONFIRM-NODE INFO:

```
Confirm-Node-Pointer = f4627000
Confirm-Data-Pointer = 30b1550
Confirm-Node-Type    = CONFIRM_VPLS_MESH_VC
VPLS Id              = 1000
Peer addrss          = 25.0.1.3/32
Color                = 1000
  Parent-FTN-Pointer = ec5d2040
  Parent-FTN-Index   = 6
  Parent-FTN-Name    = N/A
  Parent-FTN-Owner   = ISIS-SR-FA
  Parent-FTN-Algo-Num = 128
```

FA-RTR1#

FA-RTR1#show mpls vpls mesh

(m) - Service mapped over multipath transport
(e) - Service mapped over LDP ECMP

VPLS-ID	Peer Addr	Tunnel-Label	In-Label	Network-Intf	Out-Label	Lkps/St
PW-INDEX	SIG-Protocol	Status	UpTime	Ext-Color		
1000	25.0.1.3	21283	81282	ge2	81280	2/Up
1	BGP	Active	00:58:01	1000		

FA-RTR1#

FA-RTR1#show mpls vpls detail

Virtual Private LAN Service Instance: BGP-VPLS, ID: 1000

SIG-Protocol: BGP

```

Route-Distinguisher :65010:1000
Route-Target :65010:1000
VE-ID :1
Attachment-Circuit: UP
Learning: Enabled
Control-Word: Disabled
Flow Label Status: Disabled, Direction: None, Static: No
Group ID: 0, Configured MTU: 9216
Description: none
service-tpid: dot1q
Operating mode: Raw
MAC Withdrawal:

```

```

Configured interfaces:
Interface: xe15.1000
Status: Up
Subinterface Match Criteria(s) :
dot1q 1000

```

```

Mesh Peers:
25.0.1.3 (Type: Ethernet) (Negotiated - CW: No, FAT: No) (Up) (UpTime: 00:58:16)

```

FA-RTR1#

Verify FlexAlgo FTN entry and corresponding LSP information:

```
FA-RTR1#show mpls ftn-table 25.0.1.3/32 algorithm 128
```

```
Primary FTN entry with FEC: 25.0.1.3/32, id: 6, row status: Active, Tunnel-Policy: N/A,
State: Installed
```

```
CreateTime: 01:19:25, UpTime: 01:19:25, LastUpdate: N/A
```

```
Owner: ISIS-SR-FA, distance: 115, Action-type: Redirect to LSP, Exp-bits: 0x0,
Incoming DSCP: none, Algorithm Number:128
```

```
Tunnel id: 0, Protected LSP id: 0, LSP-type: Primary, Description: N/A, , Color: 0
```

```
Cross connect ix: 8, in intf: - in label: 0 out-segment ix: 22 refcount: 1
```

```
Owner: ISIS-SR-FA, Persistent: No, Admin Status: Up, Oper Status: Up
State: Active
```

```
Out-segment with ix: 22, owner: ISIS-SR-FA, Stale: NO, refcount: 4, out intf:
ge2, out label: 21283
```

```
Nexthop addr: 11.0.12.2 cross connect ix: 8, op code: Push
```

```
Cross connect ix: 8, in intf: - in label: 0 out-segment ix: 60 refcount: 1
```

```
Owner: ISIS-SR-FA, Persistent: No, Admin Status: Up, Oper Status: Up
State: Active
```

```
Out-segment with ix: 60, owner: ISIS-SR-FA, Stale: NO, refcount: 2, out intf:
ge6, out label: 21283
```

```
Nexthop addr: 11.0.15.5 cross connect ix: 8, op code: Push
```

```
Dependent service info (count 1):
```

```
[VPLS_MESH_VC] VPLS mesh vpls_id 1000 peer 25.0.1.3/32 out_label 81280 in_label 81282
opcode 8 Ext-Color 1000
```

Configuration for L3VPN (VPNv4) Traffic Steering with ODN for FlexAlgo

The following configuration enables L3VPN Traffic Steering with an ODN Policy:

- This setup extends the existing configuration from the [Flex Algorithm for ISIS](#) chapter to support L3VPN services over Flex-Algo 128.
- ODN policy automates the steering of L3VPN traffic, ensuring it follows optimized paths based on the constraints and metrics defined for Flex-Algo 128.
- This approach enables seamless integration of L3VPN over an SR-based network while providing traffic engineering flexibility and efficient resource utilization.

1. Configure BGP On RTR1 and RTR3 which are PE routers and RTR5(RR).

1. Set up BGP in Address-Family VPNv4 on RTR1 and RTR2 as below.

```
RTR1(config)#router bgp 65010
RTR1(config-router)# bgp auto-policy-soft-reset enable
RTR1(config-router)# neighbor 25.0.1.5 remote-as 65010
RTR1(config-router)# neighbor 25.0.1.5 update-source loopback2
RTR1(config-router)# end
RTR1(config-router)# address-family vpnv4 unicast
RTR1(config-router-af)# neighbor 25.0.1.5 activate
RTR1(config-router-af)# exit-address-family
RTR1(config-router)# end
RTR1(config-router)# exit
```

```
RTR3(config)#router bgp 65010
RTR3(config-router)# bgp auto-policy-soft-reset enable
RTR3(config-router)# neighbor 25.0.1.5 remote-as 65010
RTR3(config-router)# neighbor 25.0.1.5 update-source loopback2
RTR3(config-router)# end
RTR3(config-router)# address-family vpnv4 unicast
RTR3(config-router-af)# neighbor 25.0.1.5 activate
RTR3(config-router-af)# exit-address-family
RTR3(config-router)# end
RTR3(config-router)# exit
```

2. Set up BGP in Address-Family VPNv4 on RTR3 which acts as RR below:

```
RTR5(config)#router bgp 65010
RTR5(config-router)# bgp auto-policy-soft-reset enable
RTR5(config-router)# no bgp inbound-route-filter
RTR5(config-router)# neighbor 25.0.1.1 remote-as 65010
RTR5(config-router)# neighbor 25.0.1.1 update-source loopback2
RTR5(config-router)# neighbor 25.0.1.3 remote-as 65010
RTR5(config-router)# neighbor 25.0.1.3 update-source loopback2
RTR5(config-router)# end
RTR5(config-router)# address-family vpnv4 unicast
RTR5(config-router-af)# neighbor 25.0.1.1 activate
RTR5(config-router-af)# neighbor 25.0.1.1 route-reflector-client
RTR5(config-router-af)# neighbor 25.0.1.3 activate
RTR5(config-router-af)# neighbor 25.0.1.3 route-reflector-client
RTR5(config-router-af)# exit-address-family
RTR5(config-router)# end
RTR5(config-router)# exit
```

2. Configure VRF on PE Routers (RTR1 and RTR3).

```
RTR1(config)#ip vrf vrf2000
RTR1(config-vrf)# rd 10:2000
RTR1(config-vrf)# route-target both 10:2000
```

```
RTR3(config)#ip vrf vrf2000
RTR3(config-vrf)# rd 10:2000
RTR3(config-vrf)# route-target both 10:2000
```

3. Enable BGP for VRF and Configure ACCESS-IF:

```
RTR1(config)#int xe15
RTR1(config-if)# mtu 9216
RTR1(config-if)#exit
```

```
RTR1(config)#
RTR1(config-if)#interface xe15.2000
RTR1(config-if)# encapsulation dot1q 2000
RTR1(config-if)# ip vrf forwarding vrf2000
RTR1(config-if)# ip address 100.1.1.1/24
RTR1(config-if)# mtu 9216
RTR1(config-if)#exit
```

```
RTR1(config)#
RTR1(config)#router bgp 65010
RTR1(config-router)# address-family ipv4 vrf vrf2000
RTR1(config-router-af)# redistribute connected
RTR1(config-router-af)# neighbor 100.1.1.2 remote-as 100
RTR1(config-router-af)# neighbor 100.1.1.2 activate
RTR1(config-router-af)# exit-address-family
RTR1(config-router)#end
RTR1(config-router)#commit
```

```
RTR3(config)#
RTR3(config)#int xe19
RTR3(config-if)# mtu 9216
RTR3(config-if)#exit
```

```
RTR3(config)#
RTR3(config-if)#interface xe19.2000
RTR3(config-if)# encapsulation dot1q 2000
RTR3(config-if)# ip vrf forwarding vrf2000
RTR3(config-if)# ip address 200.1.1.1/24
RTR3(config-if)# mtu 9216
RTR3(config-if)#exit
```

```
RTR3(config)#
RTR3(config)#router bgp 65010
RTR3(config-router)# address-family ipv4 vrf vrf2000
RTR3(config-router-af)# redistribute connected
RTR3(config-router-af)# neighbor 200.1.1.2 remote-as 200
```

```
RTR3(config-router-af)# neighbor 200.1.1.2 activate
RTR3(config-router-af)# exit-address-family
RTR3(config-router)#end
RTR3(config-router)#commit
```

4. Configure the egress side to advertise the color per VRF under address-family using a route-map.

```
RTR3(config)#
RTR3(config)#route-map set_color_vrf2000 permit 10
RTR3(config-route-map)#set extcommunity color 2000
RTR3(config-if)#exit

RTR3(config)#router bgp 65010
RTR3(config-router)# address-family ipv4 vrf vrf2000
RTR3(config-router-af)# redistribute connected route-map set_color_vrf2000
RTR3(config-router-af)# neighbor 200.1.1.2 route-map set_color_vrf2000 in
RTR3(config-router-af)# exit-address-family
RTR3(config-router)#
```

5. Enable ODN Policy for Traffic Steering on RTR1 for L3VPN routes coming from RTR3:

```
RTR1(config)#
RTR1(config)#segment-routing
RTR1(config-sr)# traffic-engineering
RTR1(config-sr-te)# on-demand-nexthop 2000
RTR1(config-sr-odn)# flex-algo 128
RTR1(config-sr-odn)# exit-sr-odn
RTR1(config-sr-te)# !
RTR1(config-sr-te)# exit-te
RTR1(config-sr)#commit
```

Configuration Snapshot

RTR1

```
router bgp 65010
  bgp auto-policy-soft-reset enable
  neighbor 25.0.1.5 remote-as 65010
  neighbor 25.0.1.5 update-source loopback2
  !
  address-family vpnv4 unicast
    neighbor 25.0.1.5 activate
    exit-address-family
  !
  exit

  ip vrf vrf2000
    rd 10:2000
    route-target both 10:2000

  int xe15
    mtu 9216

  interface xe15.2000
    encapsulation dot1q 2000
```

```
ip vrf forwarding vrf2000
ip address 100.1.1.1/24
mtu 9216

!
router bgp 65010
address-family ipv4 vrf vrf2000
redistribute connected
neighbor 100.1.1.2 remote-as 100
neighbor 100.1.1.2 activate
exit-address-family
!

segment-routing
traffic-engineering
on-demand-nexthop 2000
flex-algo 128
exit-sr-odn
!
exit-te
```

RTR3

```
router bgp 65010
bgp auto-policy-soft-reset enable
neighbor 25.0.1.5 remote-as 65010
neighbor 25.0.1.5 update-source loopback2
!
address-family vpnv4 unicast
neighbor 25.0.1.5 activate
exit-address-family
!
exit

ip vrf vrf2000
rd 10:2000
route-target both 10:2000

int xe19
mtu 9216

interface xe19.2000
encapsulation dot1q 2000
ip vrf forwarding vrf2000
ip address 200.1.1.1/24
mtu 9216

!
router bgp 65010
address-family ipv4 vrf vrf2000
redistribute connected
neighbor 200.1.1.2 remote-as 200
```

```

neighbor 200.1.1.2 activate
exit-address-family
!

route-map set_color_vrf2000 permit 10
set extcommunity color 2000

router bgp 65010
address-family ipv4 vrf vrf2000
redistribute connected route-map set_color_vrf2000
neighbor 200.1.1.2 remote-as 200
neighbor 200.1.1.2 activate
neighbor 200.1.1.2 route-map set_color_vrf2000 in
exit-address-family

```

RTR5

```

router bgp 65010
bgp auto-policy-soft-reset enable
no bgp inbound-route-filter
neighbor 25.0.1.1 remote-as 65010
neighbor 25.0.1.1 update-source loopback2
neighbor 25.0.1.3 remote-as 65010
neighbor 25.0.1.3 update-source loopback2
!
address-family vpnv4 unicast
neighbor 25.0.1.1 activate
neighbor 25.0.1.1 route-reflector-client
neighbor 25.0.1.3 activate
neighbor 25.0.1.3 route-reflector-client
exit-address-family
!
exit

```

Validation

Ensure the VPNv4 routes are properly advertised and received across the BGP sessions. Check for correct route attributes and steering behaviors.:

```

FA-RTR1#show ip bgp vpnv4 all summary
BGP router identifier 25.0.1.1, local AS number 65010
BGP table version is 5
3 BGP AS-PATH entries
0 BGP community entries

```

Neighbor PfxRcd Desc	V	AS	MsgRcv	MsgSen	TblVer	InQ	OutQ	Up/Down	State/
25.0.1.5 11	4	65010	526	538	5	0	0	01:40:52	

Total number of neighbors 1

Total number of Established sessions 1

```
BGP VRF vrf2000 Route Distinguisher: 10:2000
BGP table version is 2
3 BGP AS-PATH entries
0 BGP community entries
```

Neighbor PfxRcd Desc	V	AS	MsgRcv	MsgSen	TblVer	InQ	OutQ	Up/Down	State/
100.1.1.2 10	4	100	41	49	2	0	0	00:15:47	

Total number of neighbors 1

Total number of Established sessions 1

FA-RTR1#sh ip bgp vpnv4 all

Status codes: s suppressed, d damped, h history, a add-path, b back-up, * valid, > best, i - internal, l - labeled

S Stale

Origin codes: i - IGP, e - EGP, ? - incomplete

Network	Next Hop	Metric	LocPrf	Weight	Path
Route Distinguisher: 10:2000 (Default for VRF vrf2000)					
*> 1 100.1.1.0/24	0.0.0.0	0	100	32768 ?	-
*> 1 101.0.0.0/24	100.1.1.2	0	100	0 100 i	-
*> 1 101.0.1.0/24	100.1.1.2	0	100	0 100 i	-
*> 1 101.0.2.0/24	100.1.1.2	0	100	0 100 i	-
*> 1 101.0.3.0/24	100.1.1.2	0	100	0 100 i	-
*> 1 101.0.4.0/24	100.1.1.2	0	100	0 100 i	-
*> 1 101.0.5.0/24	100.1.1.2	0	100	0 100 i	-
*> 1 101.0.6.0/24	100.1.1.2	0	100	0 100 i	-
*> 1 101.0.7.0/24	100.1.1.2	0	100	0 100 i	-
*> 1 101.0.8.0/24	100.1.1.2	0	100	0 100 i	-
*> 1 101.0.9.0/24	100.1.1.2	0	100	0 100 i	-
*>i 200.1.1.0	25.0.1.3	0	100	0 ?	2000
*>i 201.0.0.0	25.0.1.3	0	100	0 200 i	2000
*>i 201.0.1.0	25.0.1.3	0	100	0 200 i	2000
*>i 201.0.2.0	25.0.1.3	0	100	0 200 i	2000
*>i 201.0.3.0	25.0.1.3	0	100	0 200 i	2000
*>i 201.0.4.0	25.0.1.3	0	100	0 200 i	2000
*>i 201.0.5.0	25.0.1.3	0	100	0 200 i	2000
*>i 201.0.6.0	25.0.1.3	0	100	0 200 i	2000
*>i 201.0.7.0	25.0.1.3	0	100	0 200 i	2000
*>i 201.0.8.0	25.0.1.3	0	100	0 200 i	2000
*>i 201.0.9.0	25.0.1.3	0	100	0 200 i	2000

Announced routes count = 11

Accepted routes count = 11

Route Distinguisher: 10:2000

*>i 200.1.1.0	25.0.1.3	0	100	0 ?	2000
*>i 201.0.0.0	25.0.1.3	0	100	0 200 i	2000
*>i 201.0.1.0	25.0.1.3	0	100	0 200 i	2000
*>i 201.0.2.0	25.0.1.3	0	100	0 200 i	2000
*>i 201.0.3.0	25.0.1.3	0	100	0 200 i	2000


```
*>i 201.0.4.0      25.0.1.3      0      100      0      200 i      2000
*>i 201.0.5.0      25.0.1.3      0      100      0      200 i      2000
*>i 201.0.6.0      25.0.1.3      0      100      0      200 i      2000
*>i 201.0.7.0      25.0.1.3      0      100      0      200 i      2000
*>i 201.0.8.0      25.0.1.3      0      100      0      200 i      2000
*>i 201.0.9.0      25.0.1.3      0      100      0      200 i      2000
```

Announced routes count = 0

Accepted routes count = 11

FA-RTR1#

FA-RTR1#sh ip route vrf vrf2000

Codes: K - kernel, C - connected, S - static, R - RIP, B - BGP

O - OSPF, IA - OSPF inter area

N1 - OSPF NSSA external type 1, N2 - OSPF NSSA external type 2

E1 - OSPF external type 1, E2 - OSPF external type 2

i - IS-IS, L1 - IS-IS level-1, L2 - IS-IS level-2,

ia - IS-IS inter area, E - EVPN,

v - vrf leaked

* - candidate default

IP Route Table for VRF "vrf2000"

```
C          100.1.1.0/24 is directly connected, xe15.2000, installed 00:35:21, last
update 00:35:21 ago
B          101.0.0.0/24 [20/0] via 100.1.1.2, xe15.2000, installed 00:16:14, last
update 00:16:14 ago
B          101.0.1.0/24 [20/0] via 100.1.1.2, xe15.2000, installed 00:16:14, last
update 00:16:14 ago
B          101.0.2.0/24 [20/0] via 100.1.1.2, xe15.2000, installed 00:16:14, last
update 00:16:14 ago
B          101.0.3.0/24 [20/0] via 100.1.1.2, xe15.2000, installed 00:16:14, last
update 00:16:14 ago
B          101.0.4.0/24 [20/0] via 100.1.1.2, xe15.2000, installed 00:16:14, last
update 00:16:14 ago
B          101.0.5.0/24 [20/0] via 100.1.1.2, xe15.2000, installed 00:16:14, last
update 00:16:14 ago
B          101.0.6.0/24 [20/0] via 100.1.1.2, xe15.2000, installed 00:16:14, last
update 00:16:14 ago
B          101.0.7.0/24 [20/0] via 100.1.1.2, xe15.2000, installed 00:16:14, last
update 00:16:14 ago
B          101.0.8.0/24 [20/0] via 100.1.1.2, xe15.2000, installed 00:16:14, last
update 00:16:14 ago
B          101.0.9.0/24 [20/0] via 100.1.1.2, xe15.2000, installed 00:16:14, last
update 00:16:14 ago
C          127.0.0.0/8 is directly connected, lo.vrf2000, installed 01:38:23, last
update 01:38:23 ago
```

Gateway of last resort is not set

Ensure that MPLS label switching follows the path determined by FlexAlgo and ODN.

FA-RTR1#show mpls vrf-forwarding-table

Codes: > - installed FTN, * - selected FTN, p - stale FTN, ! - using backup, B - BGP FTN

(m) - Service mapped over multipath transport

(e) - Service mapped over LDP ECMP or SR ECMP

Ext-Color - Extended-community color advertised by BGP

Code	FEC	FTN-ID	VRF-ID	Nhlfe-ID	Pri	Out-Label	Out-Intf
Nextthop	UpTime	Ext-Color					
B>	200.1.1.0/24	1	2	4	Yes	81344	-
25.0.1.3	00:06:36	2000					
B>	201.0.0.0/24	2	2	4	Yes	81344	-
25.0.1.3	00:06:36	2000					
B>	201.0.1.0/24	3	2	4	Yes	81344	-
25.0.1.3	00:06:36	2000					
B>	201.0.2.0/24	4	2	4	Yes	81344	-
25.0.1.3	00:06:36	2000					
B>	201.0.3.0/24	5	2	4	Yes	81344	-
25.0.1.3	00:06:36	2000					
B>	201.0.4.0/24	6	2	4	Yes	81344	-
25.0.1.3	00:06:36	2000					
B>	201.0.5.0/24	7	2	4	Yes	81344	-
25.0.1.3	00:06:36	2000					
B>	201.0.6.0/24	8	2	4	Yes	81344	-
25.0.1.3	00:06:36	2000					
B>	201.0.7.0/24	9	2	4	Yes	81344	-
25.0.1.3	00:06:36	2000					
B>	201.0.8.0/24	10	2	4	Yes	81344	-
25.0.1.3	00:06:36	2000					
B>	201.0.9.0/24	11	2	4	Yes	81344	-
25.0.1.3	00:06:36	2000					

FA-RTR1#

FA-RTR1#show mpls dep-up table

=====
Route-Node Prefix: 25.0.1.3
=====

CLIST-INFO:

```

c_list-Pointer = 30b33e0
c_list-Type    = CONFIRM_NODE_FTN
c_list-Prefix  = 25.0.1.3/32
c_list-Count   = 12

```

CONFIRM-NODE INFO:

```

Confirm-Node-Pointer = f4627060
Confirm-Data-Pointer = ec5d4400
Confirm-Node-Type    = CONFIRM_VRF
Fec-Prefix           = 201.0.0.0/24
Color                = 2000
  Parent-FTN-Pointer = ec5d2040
  Parent-FTN-Index  = 6
  Parent-FTN-Name   = N/A
  Parent-FTN-Owner  = ISIS-SR-FA
  Parent-FTN-Algo-Num = 128

```

CONFIRM-NODE INFO:

```

Confirm-Node-Pointer = f4627090
Confirm-Data-Pointer = ec5d4740
Confirm-Node-Type    = CONFIRM_VRF
Fec-Prefix           = 201.0.1.0/24
Color                = 2000

```

```
Parent-FTN-Pointer = ec5d2040
Parent-FTN-Index   = 6
Parent-FTN-Name    = N/A
Parent-FTN-Owner   = ISIS-SR-FA
Parent-FTN-Algo-Num = 128
CONFIRM-NODE INFO:
Confirm-Node-Pointer = f46270c0
Confirm-Data-Pointer = ec5d4a80
Confirm-Node-Type    = CONFIRM_VRF
Fec-Prefix           = 201.0.2.0/24
Color                = 2000
  Parent-FTN-Pointer = ec5d2040
  Parent-FTN-Index   = 6
  Parent-FTN-Name    = N/A
  Parent-FTN-Owner   = ISIS-SR-FA
  Parent-FTN-Algo-Num = 128
CONFIRM-NODE INFO:
Confirm-Node-Pointer = f46270f0
Confirm-Data-Pointer = ec5d4dc0
Confirm-Node-Type    = CONFIRM_VRF
Fec-Prefix           = 201.0.3.0/24
Color                = 2000
  Parent-FTN-Pointer = ec5d2040
  Parent-FTN-Index   = 6
  Parent-FTN-Name    = N/A
  Parent-FTN-Owner   = ISIS-SR-FA
  Parent-FTN-Algo-Num = 128
CONFIRM-NODE INFO:
Confirm-Node-Pointer = f4627120
Confirm-Data-Pointer = ec5d5100
Confirm-Node-Type    = CONFIRM_VRF
Fec-Prefix           = 201.0.4.0/24
Color                = 2000
  Parent-FTN-Pointer = ec5d2040
  Parent-FTN-Index   = 6
  Parent-FTN-Name    = N/A
  Parent-FTN-Owner   = ISIS-SR-FA
  Parent-FTN-Algo-Num = 128
CONFIRM-NODE INFO:
Confirm-Node-Pointer = f4627150
Confirm-Data-Pointer = ec5d5440
Confirm-Node-Type    = CONFIRM_VRF
Fec-Prefix           = 201.0.5.0/24
Color                = 2000
  Parent-FTN-Pointer = ec5d2040
  Parent-FTN-Index   = 6
  Parent-FTN-Name    = N/A
  Parent-FTN-Owner   = ISIS-SR-FA
  Parent-FTN-Algo-Num = 128
CONFIRM-NODE INFO:
```

```
Confirm-Node-Pointer = f4627180
Confirm-Data-Pointer = ec5d5780
Confirm-Node-Type    = CONFIRM_VRF
Fec-Prefix           = 201.0.6.0/24
Color                = 2000
  Parent-FTN-Pointer = ec5d2040
  Parent-FTN-Index  = 6
  Parent-FTN-Name   = N/A
  Parent-FTN-Owner  = ISIS-SR-FA
  Parent-FTN-Algo-Num = 128
CONFIRM-NODE INFO:
Confirm-Node-Pointer = f46271b0
Confirm-Data-Pointer = ec5d5ac0
Confirm-Node-Type    = CONFIRM_VRF
Fec-Prefix           = 201.0.7.0/24
Color                = 2000
  Parent-FTN-Pointer = ec5d2040
  Parent-FTN-Index  = 6
  Parent-FTN-Name   = N/A
  Parent-FTN-Owner  = ISIS-SR-FA
  Parent-FTN-Algo-Num = 128
CONFIRM-NODE INFO:
Confirm-Node-Pointer = f46271e0
Confirm-Data-Pointer = ec5d5e00
Confirm-Node-Type    = CONFIRM_VRF
Fec-Prefix           = 201.0.8.0/24
Color                = 2000
  Parent-FTN-Pointer = ec5d2040
  Parent-FTN-Index  = 6
  Parent-FTN-Name   = N/A
  Parent-FTN-Owner  = ISIS-SR-FA
  Parent-FTN-Algo-Num = 128
CONFIRM-NODE INFO:
Confirm-Node-Pointer = f4627210
Confirm-Data-Pointer = ec5d6140
Confirm-Node-Type    = CONFIRM_VRF
Fec-Prefix           = 201.0.9.0/24
Color                = 2000
  Parent-FTN-Pointer = ec5d2040
  Parent-FTN-Index  = 6
  Parent-FTN-Name   = N/A
  Parent-FTN-Owner  = ISIS-SR-FA
  Parent-FTN-Algo-Num = 128
CONFIRM-NODE INFO:
Confirm-Node-Pointer = f4627030
Confirm-Data-Pointer = ec5d40c0
Confirm-Node-Type    = CONFIRM_VRF
Fec-Prefix           = 200.1.1.0/24
Color                = 2000
  Parent-FTN-Pointer = ec5d2040
```

```

Parent-FTN-Index      = 6
Parent-FTN-Name       = N/A
Parent-FTN-Owner      = ISIS-SR-FA
Parent-FTN-Algo-Num   = 128

```

FA-RTR1#

FA-RTR1#

FA-RTR1#show mpls forwarding-table 25.0.1.3/32 algorithm 128

Codes: > - installed FTN, * - selected FTN, p - stale FTN, ! - using backup
 B - BGP FTN, K - CLI FTN, (t) - tunnel, P - SR Policy FTN, (b) - bypass,
 L - LDP FTN, R - RSVP-TE FTN, S - SNMP FTN, I - IGP-Shortcut,
 U - unknown FTN, O - SR-OSPF FTN, i - SR-ISIS FTN, k - SR-CLI FTN
 (m) - FTN mapped over multipath transport, (e) - FTN is ECMP

FTN-ECMP LDP: Disabled, SR: Enabled

Code	FEC	FTN-ID	Nhlfe-ID	Tunnel-ID	Pri	Out-Label	Out-Intf
ELC	Nextthop	Algo-Num	UpTime				
i>	25.0.1.3/32	6	61	(e)	-	-	-
-	128	03:52:48	22	0	Yes	21283	ge2
No	11.0.12.2	-	60	0	Yes	21283	ge6
No	11.0.15.5	-	-	-	-	-	-

FA-RTR1#show mpls ftn-table 25.0.1.3/32 algorithm 128

Primary FTN entry with FEC: 25.0.1.3/32, id: 6, row status: Active, Tunnel-Policy: N/A, State: Installed

CreateTime: 03:52:56, UpTime: 03:52:56, LastUpdate: N/A

Owner: ISIS-SR-FA, distance: 115, Action-type: Redirect to LSP, Exp-bits: 0x0, Incoming DSCP: none, Algorithm Number:128

Tunnel id: 0, Protected LSP id: 0, LSP-type: Primary, Description: N/A, , Color: 0

Cross connect ix: 8, in intf: - in label: 0 out-segment ix: 22 refcount: 1

Owner: ISIS-SR-FA, Persistent: No, Admin Status: Up, Oper Status: Up

State: Active

Out-segment with ix: 22, owner: ISIS-SR-FA, Stale: NO, refcount: 4, out intf: ge2, out label: 21283

Nextthop addr: 11.0.12.2 cross connect ix: 8, op code: Push

Cross connect ix: 8, in intf: - in label: 0 out-segment ix: 60 refcount: 1

Owner: ISIS-SR-FA, Persistent: No, Admin Status: Up, Oper Status: Up

State: Active

Out-segment with ix: 60, owner: ISIS-SR-FA, Stale: NO, refcount: 2, out intf: ge6, out label: 21283

Nextthop addr: 11.0.15.5 cross connect ix: 8, op code: Push

Dependent service info (count 12):

```

[CONFIRM_VRF] ftn_ix 6 owner BGP prefix 201.0.4.0/24 nhlfe_ix 4 vrf 2 Ext-Color 2000
[CONFIRM_VRF] ftn_ix 3 owner BGP prefix 201.0.1.0/24 nhlfe_ix 4 vrf 2 Ext-Color 2000
[CONFIRM_VRF] ftn_ix 1 owner BGP prefix 200.1.1.0/24 nhlfe_ix 4 vrf 2 Ext-Color 2000
[CONFIRM_VRF] ftn_ix 2 owner BGP prefix 201.0.0.0/24 nhlfe_ix 4 vrf 2 Ext-Color 2000
[CONFIRM_VRF] ftn_ix 4 owner BGP prefix 201.0.2.0/24 nhlfe_ix 4 vrf 2 Ext-Color 2000
[CONFIRM_VRF] ftn_ix 5 owner BGP prefix 201.0.3.0/24 nhlfe_ix 4 vrf 2 Ext-Color 2000
[CONFIRM_VRF] ftn_ix 9 owner BGP prefix 201.0.7.0/24 nhlfe_ix 4 vrf 2 Ext-Color 2000

```

```
[CONFIRM_VRF] ftn_ix 7 owner BGP prefix 201.0.5.0/24 nhlfe_ix 4 vrf 2 Ext-Color 2000
[CONFIRM_VRF] ftn_ix 8 owner BGP prefix 201.0.6.0/24 nhlfe_ix 4 vrf 2 Ext-Color 2000
[CONFIRM_VRF] ftn_ix 10 owner BGP prefix 201.0.8.0/24 nhlfe_ix 4 vrf 2 Ext-Color 2000
[CONFIRM_VRF] ftn_ix 11 owner BGP prefix 201.0.9.0/24 nhlfe_ix 4 vrf 2 Ext-Color 2000
```

Configuration for EVPN Traffic Steering with ODN for FlexAlgo

The following configuration enables EVPN-ELINE Traffic Steering with an ODN Policy:

- This setup extends the existing configuration from the [Flex Algorithm for ISIS](#) chapter to support EVPN ELINE services over Flex-Algo 129.
- The ODN policy dynamically steers EVPN ELINE traffic, ensuring that it follows the most optimal paths based on the constraints and metrics defined for Flex-Algo 129.
- This approach facilitates the seamless integration of EVPN ELINE over an SR-based network, enhancing traffic engineering flexibility while optimizing resource utilization.

1. Configure BGP On RTR1 and RTR3 which are PE routers and RTR5(RR).

1. Set up BGP in Address-Family L2VPN EVPN on RTR1 and RTR2 as below.

```
RTR1(config)#router bgp 65010
RTR1(config-router)# bgp auto-policy-soft-reset enable
RTR1(config-router)# neighbor 25.0.1.5 remote-as 65010
RTR1(config-router)# neighbor 25.0.1.5 update-source loopback2
RTR1(config-router)# end
RTR1(config-router)# address-family l2vpn evpn
RTR1(config-router-af)# neighbor 25.0.1.5 activate
RTR1(config-router-af)# exit-address-family
RTR1(config-router)# end
RTR1(config-router)# exit
```

```
RTR3(config)#router bgp 65010
RTR3(config-router)# bgp auto-policy-soft-reset enable
RTR3(config-router)# neighbor 25.0.1.5 remote-as 65010
RTR3(config-router)# neighbor 25.0.1.5 update-source loopback2
RTR3(config-router)# end
RTR3(config-router)# address-family l2vpn evpn
RTR3(config-router-af)# neighbor 25.0.1.5 activate
RTR3(config-router-af)# exit-address-family
RTR3(config-router)# end
RTR3(config-router)# exit
```

2. Set up BGP in Address-Family L2VPN EVPN on RTR3 which acts as RR below:

```
RTR5(config)#router bgp 65010
RTR5(config-router)# bgp auto-policy-soft-reset enable
RTR5(config-router)# no bgp inbound-route-filter
RTR5(config-router)# neighbor 25.0.1.1 remote-as 65010
RTR5(config-router)# neighbor 25.0.1.1 update-source loopback2
RTR5(config-router)# neighbor 25.0.1.3 remote-as 65010
RTR5(config-router)# neighbor 25.0.1.3 update-source loopback2
RTR5(config-router)# !
RTR5(config-router)# address-family l2vpn evpn
RTR5(config-router-af)# neighbor 25.0.1.1 activate
RTR5(config-router-af)# neighbor 25.0.1.1 route-reflector-client
```

```

RTR5(config-router-af)# neighbor 25.0.1.3 activate
RTR5(config-router-af)# neighbor 25.0.1.3 route-reflector-client
RTR5(config-router-af)# exit-address-family
RTR5(config-router)# !
RTR5(config-router)# exit

```

2. Configure MAC-VRF on PE Routers (RTR1 and RTR3):

```

RTR1(config)#ip vrf vrf2000
RTR1(config-vrf)# rd 10:2000
RTR1(config-vrf)# route-target both 10:2000

```

```

RTR3(config)#ip vrf vrf2000
RTR3(config-vrf)# rd 10:2000
RTR3(config-vrf)# route-target both 10:2000

```

3. Configure EVPN ELINE instance:

```

RTR1(config)#evpn mpls enable
RTR1(config)#evpn mpls vtep-ip-global 25.0.1.1
RTR1(config)#!
RTR1(config)#evpn mpls id 3000 xconnect target-mpls-id 3001
RTR1(config-evpn-mpls)# host-reachability-protocol evpn-bgp ELINE_SH
RTR1(config-evpn-mpls)#!

```

```

RTR3(config)#evpn mpls enable
RTR3(config)#evpn mpls vtep-ip-global 25.0.1.3
RTR3(config)#!
RTR3(config)#evpn mpls id 3001 xconnect target-mpls-id 3000
RTR3(config-evpn-mpls)# host-reachability-protocol evpn-bgp ELINE_SH
RTR3(config-evpn-mpls)#!

```

4. Configure the egress side to advertise the color per VRF under address-family using a route-map.

```

RTR3(config)#
RTR3(config)#route-map set_color_ELINE3000 permit 10
RTR3(config-route-map)#set extcommunity color 3000
RTR3(config-if)#exit

```

```

RTR3(config)#evpn mpls id 3001 xconnect target-mpls-id 3000
RTR3(config-evpn-mpls)# route-map set_color_ELINE3000
RTR3(config-evpn-mpls)#end

```

5. Enable ODN Policy for Traffic Steering on RTR1 for EVPN routes coming from RTR3

```

RTR1(config)#
RTR1(config)#segment-routing
RTR1(config-sr)# traffic-engineering
RTR1(config-sr-te)# on-demand-nexthop 3000
RTR1(config-sr-odn)# flex-algo 129
RTR1(config-sr-odn)# exit-sr-odn
RTR1(config-sr-te)# end
RTR1(config-sr-te)# exit-te
RTR1(config-sr)#commit

```

Configuration Snapshot

RTR1

```
router bgp 65010
  bgp auto-policy-soft-reset enable
  neighbor 25.0.1.5 remote-as 65010
  neighbor 25.0.1.5 update-source loopback2
  !
  address-family l2vpn evpn
    neighbor 25.0.1.5 activate
    exit-address-family
  !
exit

mac vrf ELINE_SH
  rd 25.0.1.1:3000
  route-target both evpn-auto-rt

evpn mpls enable

evpn mpls vtep-ip-global 25.0.1.1
!
evpn mpls id 3000 xconnect target-mpls-id 3001
  host-reachability-protocol evpn-bgp ELINE_SH
!
interface xe15
  mtu 9216
!
interface xe15.3000 switchport
  encapsulation dot1q 3000
  access-if-evpn
  map vpn-id 3000
```

RTR3

```
router bgp 65010
  bgp auto-policy-soft-reset enable
  neighbor 25.0.1.5 remote-as 65010
  neighbor 25.0.1.5 update-source loopback2
  !
  address-family l2vpn evpn
    neighbor 25.0.1.5 activate
    exit-address-family
  !
  !
exit

mac vrf ELINE_SH
  rd 25.0.1.3:3000
  route-target both evpn-auto-rt

evpn mpls enable

evpn mpls vtep-ip-global 25.0.1.3
```



```

!
evpn mpls id 3001 xconnect target-mpls-id 3000
  host-reachability-protocol evpn-bgp ELINE_SH
!
interface xe19
mtu 9216
!
interface xe19.3000 switchport
  encapsulation dot1q 3000
  mtu 9216
  access-if-evpn
  map vpn-id 3001

route-map set_color_ELINE3000 permit 10
set extcommunity color 3000
exit

evpn mpls id 3001 xconnect target-mpls-id 3000
  route-map set_color_ELINE3000

```

RTR5

```

router bgp 65010
  bgp auto-policy-soft-reset enable
  no bgp inbound-route-filter
  neighbor 25.0.1.1 remote-as 65010
  neighbor 25.0.1.1 update-source loopback2
  neighbor 25.0.1.3 remote-as 65010
  neighbor 25.0.1.3 update-source loopback2
  !
  address-family l2vpn evpn
  neighbor 25.0.1.1 activate
  neighbor 25.0.1.1 route-reflector-client
  neighbor 25.0.1.3 activate
  neighbor 25.0.1.3 route-reflector-client
  exit-address-family
  !
exit

```

Validation

Verify BGP EVPN neighbor state and received prefixes:

```

FA-RTR1#show bgp l2vpn evpn summary
BGP router identifier 25.0.1.1, local AS number 65010
BGP table version is 8
3 BGP AS-PATH entries
0 BGP community entries

```

Neighbor	V	AS	MsgRcv	MsgSen	TblVer	InQ	OutQ	Up/Down	State/
PfxRcd	AD	MACIP	ESI	PREFIX-ROUTE	Desc				

```
25.0.1.5      4 65010      123      113      8      0      0 00:44:41
1      1      0      0      0      0
```

Total number of neighbors 1

Total number of Established sessions 1

FA-RTR1#sh bgp l2vpn evpn

BGP table version is 8, local router ID is 25.0.1.1

Status codes: s suppressed, d damped, h history, a add-path, b back-up, * valid, > best, i - internal,

l - labeled, S Stale

Origin codes: i - IGP, e - EGP, ? - incomplete

Description : Ext-Color - Extended community color

[EVPN route type]:[ESI]:[VNID]:[relevent route informantion]

1 - Ethernet Auto-discovery Route

2 - MAC/IP Route

3 - Inclusive Multicast Route

4 - Ethernet Segment Route

5 - Prefix Route

Network	Next Hop	Metric	LocPrf	Weight	Path	Peer
Encap						
RD[25.0.1.1:3000] VRF[ELINE_SH]:						
*> [1]:[0]:[3000]:[81920]						
	25.0.1.1	0	100	32768	i	-
----- MPLS						
* i [1]:[0]:[3001]:[81280]						
	25.0.1.3	0	100	0	i	3000 25.0.1.5
MPLS						
RD[25.0.1.3:3000]						
*>i [1]:[0]:[3001]:[81280]						
	25.0.1.3	0	100	0	i	3000 25.0.1.5
MPLS						

Verify dependency resolution for EVPN service steering over FlexAlgo:

FA-RTR1#show mpls dep-up table

=====

Route-Node Prefix: 25.0.1.3

=====

CLIST-INFO:

```
c_list-Pointer = 27d34d0
c_list-Type    = CONFIRM_NODE_FTN
c_list-Prefix  = 25.0.1.3/32
c_list-Count   = 1
```

CONFIRM-NODE INFO:

```
Confirm-Node-Pointer = b6402210
Confirm-Data-Pointer = 27d3e30
Confirm-Node-Type    = CONFIRM_EVPN
```

```

EVPN-ID           = 3000
Destination Peer  = 25.0.1.3
Color             = 3000
  Parent-FTN-Pointer = ae7c0700
  Parent-FTN-Index  = 13
  Parent-FTN-Name   = N/A
  Parent-FTN-Owner  = ISIS-SR-FA
  Parent-FTN-Algo-Num = 129
    
```

Verify EVPN MPLS tunnel label allocation and underlay path:

```
FA-RTR1#show evpn mpls xconnect tunnel
```

```
EVPN-MPLS Network tunnel Entries
```

Source id	Destination remote-evpn-id	Status	Up/Down	Update	local-evpn-id
25.0.1.1 3001	25.0.1.3	Installed	00:05:12	00:05:12	3000

Total number of entries are 1

Verify EVPN MPLS tunnel label allocation and underlay path:

```
FA-RTR1#show evpn mpls xconnect tunnel label
```

```
EVPN-MPLS Network tunnel labels
```

(*) in Policy - tunnel-policy inherited from mac-vrf

(e) - Service mapped over MPLS Multipath/ECMP

MPLS-Multipath	Destination	Status	Local Underlay	Remote Underlay	Policy	Local UC-Label	Remote UC-Label	Grp-
Name	NHLFE-ix	NW-Intf	VPWS-ID NW-Label	VPWS-ID NW-Label				
57	25.0.1.3 ge2	Installed	3000 21293	3001	--	81920	81280	--

Total number of entries are 1

Verify EVPN cross-connect status and MTU configuration:

```
FA-RTR1#show evpn mpls xconnect
```

```
EVPN Xconnect Info
```

```

=====
AC-AC: Local-Cross-connect
AC-NW: Cross-connect to Network
AC-UP: Access-port is up
AC-DN: Access-port is down
NW-UP: Network is up
NW-DN: Network is down
NW-SET: Network and AC both are up
    
```

Local	Remote	Connection-Details
=====	=====	=====

VPN-ID	EVI-Name	MTU	VPN-ID	Source	Destination
PE-IP	MTU	Type	NW-Status		
3000	----	9216	3001	xe15.3000	--- Single Homed Port ---
25.0.1.3	9216	AC-NW	NW-SET		

Total number of entries are 1

FA-RTR1#

Verify FlexAlgo FTN entry and corresponding LSP information:

FA-RTR1#show mpls ftn-table 25.0.1.3/32 algorithm 129

Primary FTN entry with FEC: 25.0.1.3/32, id: 13, row status: Active, Tunnel-Policy: N/A, State: Installed

CreateTime: 00:45:21, UpTime: 00:45:21, LastUpdate: N/A

Owner: ISIS-SR-FA, distance: 115, Action-type: Redirect to LSP, Exp-bits: 0x0, Incoming DSCP: none, Algorithm Number:129

Tunnel id: 0, Protected LSP id: 0, LSP-type: Primary, Description: N/A, , Color: 0

Cross connect ix: 7, in intf: - in label: 0 out-segment ix: 56 refcount: 1

Owner: ISIS-SR-FA, Persistent: No, Admin Status: Up, Oper Status: Up

State: Active

Out-segment with ix: 56, owner: ISIS-SR-FA, Stale: NO, refcount: 2, out intf: ge2, out label: 21293

Nexthop addr: 11.0.12.2 cross connect ix: 7, op code: Push

CHAPTER 5 Configuring ISIS SR Mapping Server with LDP

This chapter shows how to configure ISIS segment routing mapping server to work with LDP.

A segment routing mapping server allocates Segment Identifiers (SIDs) for prefixes and ranges of prefixes in an ISIS segment routing domain. LDP can advertise SIDs for destinations in the LDP part of the network that does not support segment routing. These segments are converted to MPLS labels and installed in the FTN/ILM and forwarding tables.

ISIS uses ISIS-TE TLVs to advertise any additional attributes associated with a prefix by adding new TLVs or sub-TLVs to the existing ISIS-TE TLVs.

Note: Configure an ISIS Level-1/Level-2 router as a mapping server, as it propagates both Level-1 and Level-2 LSPs.

Topology

In [Figure 5-3](#):

- “L1” means ISIS routers in Level-1
- “L2” means ISIS routers in Level-2
- “L1/L2” means ISIS routers in both Level-1 and Level-2

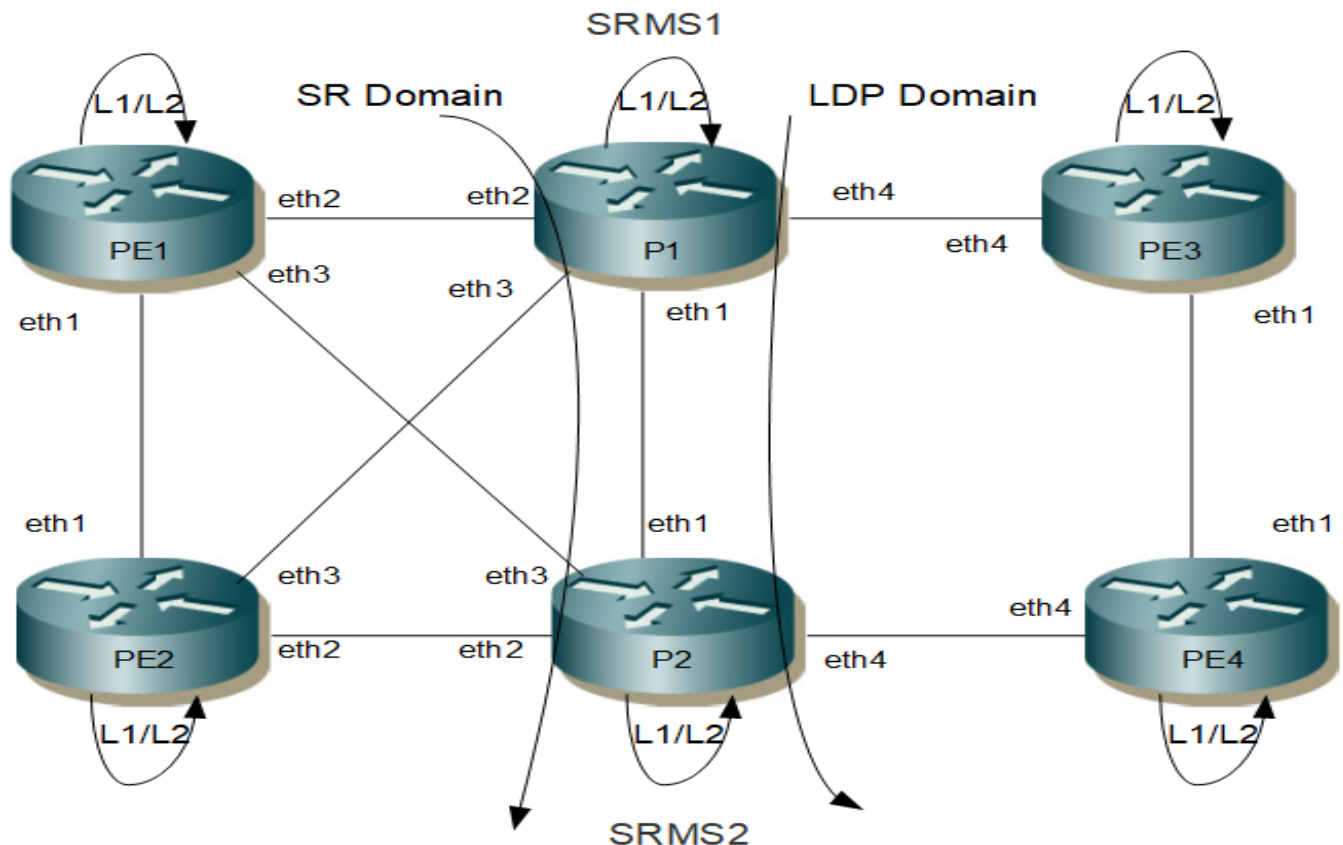


Figure 5-3: ISIS Segment routing with mapping server and LDP

Also in [Figure 5-3](#):

- PE1 to PE2 are in a Segment routing domain.
- P1 and P2 are in both Segment routing and LDP domain.
- PE3 and PE4 are in LDP domain.
- P1 and P2 are SR/LDP nodes both acting as SRMS nodes.

PE1

PE1#configure terminal	Enter configure mode.
PE1(config)#interface lo	Enter interface mode.
PE1(config-if)#ip address 10.0.1.11/32 secondary	Configure the IP address of the interface.
PE1(config-if)#ip router isis isis1	Make the interface part of the router isis isis1 instance.
PE1(config-if)#prefix-sid index 100	Configure prefix sid index value.
PE1 (config-if)#exit	Exit interface mode.
PE1(config)#interface eth2	Enter interface mode.
PE1(config-if)#ip address 10.11.1.1/30	Configure the IP address of the interface.
PE1(config-if)#ip router isis isis1	Make the interface part of the router isis isis1 instance.
R1(config-if)#label-switching	Enable label switching.
R1(config-if)#exit	Exit interface mode.
PE1(config)#interface eth3	Enter interface mode.
PE1(config-if)#ip address 10.11.2.1/30	Configure the IP address of the interface.
PE1(config-if)#ip router isis isis1	Make the interface part of the router isis isis1 instance.
PE1(config-if)#label-switching	Enable label switching.
PE1(config-if)#exit	Exit interface mode.
PE1(config)#interface eth1	Enter interface mode.
PE1(config-if)#ip address 10.11.22.1/30	Configure the IP address of the interface.
PE1(config-if)#ip router isis isis1	Make the interface part of the router isis isis1 instance.
PE1(config-if)#label-switching	Enable label switching.
PE1(config-if)#exit	Exit interface mode.
PE1(config)#router isis isis1	Set the routing process ID.
PE1(config-router)#metric-style wide	Configure metric style as wide.
PE1(config-router)#is-type level-1-2	Configure is-type with level-1-2.
PE1(config-router)#net 49.0000.0100.0000.1011.00	Configure Network entity title (NET).
PE1(config-router)#mpls traffic-eng level-1	Enable MPLS Traffic Engineering as level-1.
PE1(config-router)#mpls traffic-eng level-2	Enable MPLS Traffic Engineering as level-1.
PE1(config-router)# dynamic-hostname	Enable dynamic-hostname under ISIS isis1 process.
PE1(config-router)# isis segment-routing global block 16000 23999	Enable SRGB under ISIS isis1 process.
PE1(config-router)#segment-routing mpls	Enable segment routing under router process.
PE1(config-router)#exit	Exit router mode.
PE1(config)#commit	Commit the candidate configuration to the running configuration.

PE2

PE2#configure terminal	Enter configure mode.
PE2(config)#interface lo	Enter interface mode.
PE2(config-if)# ip address 10.0.1.22/32 secondary	Configure the IP address of the interface.
PE2(config-if)#ip router isis isis1	Make the interface part of the router isis isis1 instance.
PE2(config-if)#prefix-sid index 700	Configure prefix sid index value.
PE2(config-if)#exit	Exit interface mode.
PE2(config)#interface eth1	Enter interface mode.
PE2(config-if)#ip address 10.11.22.2/30	Configure the IP address of the interface.
PE2(config-if)#ip router isis isis1	Make the interface part of the router isis isis1 instance.
PE2(config-if)#label-switching	Enable label switching.
PE2(config-if)#exit	Exit interface mode.
PE2(config)#interface eth3	Enter interface mode.
PE2(config-if)#ip address 10.22.1.1/30	Configure the IP address of the interface.
PE2(config-if)#ip router isis isis1	Make the interface part of the router isis isis1 instance.
PE2(config-if)#label-switching	Enable label switching.
PE2(config-if)#exit	Exit interface mode.
PE2(config)#interface eth2	Enter interface mode.
PE2(config-if)#ip address 10.22.2.1/30	Configure the IP address of the interface.
PE2(config-if)#ip router isis isis1	Make the interface part of the router isis isis1 instance.
PE2(config-if)#label-switching	Enable label switching.
PE2(config-if)#exit	Exit interface mode.
PE2(config)#router isis isis1	Set the routing process ID
PE2(config-router)#metric-style wide	Configure metric style as wide.
PE2(config-router)#is-type level-1-2	Configure is-type with level-1-2.
PE2(config-router)#net 49.0000.0100.0000.1022.00	Configure Network entity title (NET).
PE2(config-router)#mpls traffic-eng level-1	Enable MPLS Traffic Engineering as level-1.
PE2(config-router)#mpls traffic-eng level-2	Enable MPLS Traffic Engineering as level-2 as well.
PE2(config-router)# isis segment-routing global block 16000 23999	Enable SRGB under ISIS isis1 process.
PE2(config-router)#segment-routing mpls	Enable segment routing under router process.
PE2(config-router)#exit	Exit router mode.
PE2(config)#commit	Commit the candidate configuration to the running configuration.

P1

P2#configure terminal	Enter configure mode.
P2(config)#router ldp	Enter router ldp mode.
P2(config-router)#exit	Exit router mode.

P1(config)#interface lo	Enter interface mode.
P1(config-if)# ip address 10.0.1.1/32 secondary	Configure the IP address of the interface.
P1(config-if)#ip router isis isis1	Make the interface part of the router isis isis1 instance.
P1(config-if)#prefix-sid index 200	Configure prefix sid index value.
P1(config-if)#exit	Exit interface mode.
P1(config)#interface eth2	Enter interface mode.
P1(config-if)#ip address 10.11.1.2/30	Configure the IP address of the interface.
P1(config-if)#ip router isis isis1	Make the interface part of the router isis isis1 instance.
P1(config-if)#label-switching	Enable label switching.
P1(config-if)#exit	Exit interface mode.
P1(config)#interface eth3	Enter interface mode.
P1(config-if)#ip address 10.22.1.2/30	Configure the IP address of the interface.
P1(config-if)#ip router isis isis1	Make the interface part of the router isis isis1 instance.
P1(config-if)#label-switching	Enable label switching.
P1(config-if)#exit	Exit interface mode.
P1(config)#interface eth1	Enter interface mode.
P1(config-if)#ip address 10.1.2.1/30	Configure the IP address of the interface.
P1(config-if)#ip router isis isis1	Make the interface part of the router isis isis1 instance.
P1(config-if)#label-switching	Enable label switching.
P1(config-if)#enable-ldp ipv4	Enable ldp ipv4 under the interface.
P1(config-if)#exit	Exit interface mode.
P1(config)#interface eth4	Enter interface mode.
P1(config-if)#ip address 10.33.1.2/30	Configure the IP address of the interface.
P1(config-if)#ip router isis isis1	Make the interface part of the router isis isis1 instance.
P1(config-if)#label-switching	Enable label switching.
P1(config-if)#enable-ldp ipv4	Enable ldp ipv4 under the interface.
P1(config-if)#exit	Exit interface mode.
P1(config)#router isis isis1	Set the routing process ID
P1(config-router)#metric-style wide	Configure metric style as wide.
P1(config-router)#is-type level-1-2	Configure is-type with level-1-2.
P1(config-router)#net 49.0000.0100.0000.1001.00	Configure Network entity title (NET).
P1(config-router)#mpls traffic-eng level-1	Enable MPLS Traffic Engineering as level-1.
P1(config-router)#mpls traffic-eng level-2	Enable MPLS Traffic Engineering as level-2 as well.
P1(config-router)# isis segment-routing global block 17000 23500	Enable SRGB under ISIS isis1 process.
P1(config-router)#segment-routing mpls	Enable segment routing under router process.
P1(config-router)# segment-routing prefix- sid-map advertise-local	Enable segment routing prefix-sid-map advertise-local under router process.
P1(config-router)#exit	Exit router mode.
P1(config)#segment-routing	Enable segment routing global mode

P1 (config-sr)#mapping-server	Enter segment routing mapping server configuration mode.
P1 (config-sr-ms)#srms preference 200	Configure segment routing mapping server preference value.
P1 (config-sr-ms)#prefix-sid-map address-family ipv4	Enter prefix-SID mapping configuration mode.
P1 (config-sr-ms-map-af4)#10.0.1.33/32 1111 range 1	Configure mapping server entry for PE3 assigning sids to prefixes.
P1 (config-sr-ms-map-af4)#10.0.1.44/32 1555 range 1	Configure mapping server entry for PE4 assigning sids to prefixes.
P1 (config-sr-ms-map-af4)#exit	Exit to privileged mode.
P1 (config)#mpls lsp-stitching	Stitch segment routing with LDP.
P1 (config)#commit	Commit the candidate configuration to the running configuration.

P2

P2#configure terminal	Enter configure mode.
P2 (config)#router ldp	Enter router ldp mode.
P2 (config-router)#exit	Exit router mode.
P2 (config)#interface lo	Enter interface mode.
P2 (config-if)#ip address 10.0.1.2/32 secondary	Configure the IP address of the interface.
P2 (config-if)#ip router isis isis1	Make the interface part of the router isis isis1 instance.
P2 (config-if)# prefix-sid index 300 no-php	Configure prefix sid index value with no php.
P2 (config-if)#exit	Exit interface mode.
P2 (config)#interface eth3	Enter interface mode.
P2 (config-if)#ip address 10.11.2.2/30	Configure the IP address of the interface.
P2 (config-if)#ip router isis isis1	Make the interface part of the router isis isis1 instance.
P2 (config-if)#label-switching	Enable label switching.
P2 (config-if)#exit	Exit interface mode.
P2 (config)#interface eth1	Enter interface mode.
P2 (config-if)#ip address 10.1.2.2/30	Configure the IP address of the interface.
P2 (config-if)#ip router isis isis1	Make the interface part of the router isis isis1 instance.
P2 (config-if)#label-switching	Enable label switching.
P2 (config-if)#enable-ldp ipv4	Enable ldp ipv4 under the interface.
P2 (config-if)#exit	Exit interface mode.
P2 (config)#interface eth2	Enter interface mode.
P2 (config-if)#ip address 10.22.2.2/30	Configure the IP address of the interface.
P2 (config-if)#ip router isis isis1	Make the interface part of the router isis isis1 instance.
P2 (config-if)#label-switching	Enable label switching.
P2 (config-if)#exit	Exit interface mode.
P2 (config)#interface eth4	Enter interface mode.
P2 (config-if)#ip address 10.44.2.2/30	Configure the IP address of the interface.
P2 (config-if)#ip router isis isis1	Make the interface part of the router isis 1 instance.

P2 (config-if)#label-switching	Enable label switching.
P2 (config-if)#enable-ldp ipv4	Enable ldp ipv4 under the interface.
P2 (config-if)#exit	Exit interface mode.
P2 (config)#router isis isis1	Set the routing process ID .
P2 (config-router)#metric-style wide	Configure metric style as wide.
P2 (config-router)#is-type level-1-2	Configure is-type.
P2 (config-router)#net 49.0000.0100.0000.1002.00	Configure Network entity title (NET).
P2 (config-router)#mpls traffic-eng level-1	Enable MPLS Traffic Engineering as level-1.
P2 (config-router)#mpls traffic-eng level-2	Enable MPLS Traffic Engineering as level-2 as well.
P2 (config-router)#dynamic-hostname	Enable dynamic-hostname under ISIS isis1 process.
P2 (config-router)isis segment-routing global block 16500 22500	Enable SRGB under ISIS isis1 process.
P2 (config-router)#segment-routing mpls	Enable segment routing under router process.
P2 (config-router)#exit	Exit router mode.
P2 (config)#segment-routing	Enter segment routing global mode.
P2 (config-sr)# mapping-server	Enter segment routing mapping server configuration mode.
P2 (config-sr-ms)#srms preference 100	Configure segment routing mapping server preference value.
P2 (config-sr-ms)#prefix-sid-map address- family ipv4	Enter prefix-SID mapping configuration mode.
P2 (config-sr-ms-map-af4)#10.0.1.33/32 2111 range 1	Configure mapping server entry for PE3 assigning sids to prefixes.
P2 (config-sr-ms-map-af4)#10.0.1.44/32 2511 range 1	Configure mapping server entry for PE4 assigning sids to prefixes.
P2 (config-sr-ms-map-af4)#exit	Exit to privileged mode.
P2 (config)#mpls lsp-stitching	Stitch segment routing with LDP.
P2 (config)#commit	Commit the candidate configuration to the running configuration.

PE3

PE3 (config)#interface lo	Enter interface mode.
PE3 (config-if)#ip address 10.0.1.33/32 secondary	Configure the IP address of the interface.
PE3 (config-if)#ip router isis isis1	Make the interface part of the router isis 1 instance.
PE3 (config-if)#exit	Exit interface mode.
PE3 (config)#router ldp	Enter router ldp mode.
PE3 (config-router)#exit	Exit router mode.
PE3 (config)#interface eth1	Enter interface mode.
PE3 (config-if)#ip address 10.33.44.1/30	Configure the IP address of the interface.
PE3 (config-if)#ip router isis isis1	Make the interface part of the router isis isis1 instance.
PE3 (config-if)#label-switching	Enable label switching.
PE3 (config-if)#enable-ldp ipv4	Enable LDP ipv4 in interface.

PE3(config-if)#exit	Exit interface mode.
PE3(config)#interface eth4	Enter interface mode.
PE3 (config-if)#ip address 10.33.1.1/30	Configure the IP address of the interface.
PE3(config-if)#ip router isis isis1	Make the interface part of the router isis isis1 instance.
PE3(config-if)#label-switching	Enable label switching.
PE3(config-if)#enable-ldp ipv4	Enable LDP ipv4 in interface.
PE3(config-if)#exit	Exit interface mode.
PE3(config)#router isis isis1	Set the routing process ID.
PE3(config-router)#metric-style wide	Configure metric style as wide.
PE3(config-router)#is-type level-1-2	Configure is-type.
PE3(config-router)#net 49.0000.0100.0000.1033.00	Configure Network entity title (NET).
PE3(config-router)#mpls traffic-eng level-1	Enable MPLS Traffic Engineering as level-1.
PE3(config-router)#mpls traffic-eng level-2	Enable MPLS Traffic Engineering as level-2.
PE3(config-router)#dynamic-hostname	Enable dynamic-hostname under ISIS isis1 process
PE3(config-router)#exit	Exit router mode.
PE3(config)#commit	Commit the candidate configuration to the running configuration.

PE4

PE4#configure terminal	Enter configure mode.
PE4(config)#interface lo	Enter interface mode.
PE4(config-if)#ip address 10.0.1.44/32 secondary	Configure the IP address of the interface.
PE4(config-if)#ip router isis isis1	Make the interface part of the router isis isis1 instance.
PE4(config-if)#exit	Exit interface mode.
PE4(config)#router ldp	Enter router ldp mode.
PE4(config-router)#exit	Exit router mode.
PE4(config)#interface eth4	Enter interface mode.
PE4(config-if)#ip address 10.44.2.1/30	Configure the IP address of the interface.
PE4(config-if)#ip router isis isis1	Make the interface part of the router isis isis1 instance.
PE4(config-if)#label-switching	Enable label switching.
PE4(config-if)#enable-ldp ipv4	Enable LDP ipv4 in interface
PE4(config-if)#exit	Exit interface mode.
PE4(config)#interface eth1	Enter interface mode.
PE4(config-if)#ip address 10.33.44.2/30	Configure the IP address of the interface.
PE4(config-if)#ip router isis isis1	Make the interface part of the router isis isis1 instance.
PE4(config-if)#label-switching	Enable label switching.
PE4(config-if)#enable-ldp ipv4	Enable LDP ipv4 in interface
PE4(config-if)#exit	Exit interface mode.
PE4(config)#router isis isis1	Set the routing process ID .

PE4(config-router)#metric-style wide	Configure metric style as wide.
PE4(config-router)#is-type level-1-2	Configure is-type.
PE4(config-router)#net 49.0000.0100.0000.1044.00	Configure Network Entity Title (NET).
PE4(config-router)#mpls traffic-eng level-1	Enable MPLS Traffic Engineering as level-1.
PE4(config-router)#mpls traffic-eng level-2	Enable MPLS Traffic Engineering as level-2.
PE4(config-router)#dynamic-hostname	Enable dynamic-hostname under ISIS isis1 process
PE4(config-router)#exit	Exit router mode.
PE4(config)#commit	Commit the candidate configuration to the running configuration.

Note: Multiple nodes can act as SRMS nodes with their individual preferences.

Note: The highest preference SRMS node SRMS entries will be advertised over lowest preference SRMS node.

Note: Non SR/LDP node i.e. Pure SR node also can act as SRMS node.

Validation 1

Verify ISIS neighbor adjacency between routers.

PE1#show clns neighbors

```
Total number of L1 adjacencies: 3
Total number of L2 adjacencies: 3
Total number of adjacencies: 6
Tag isis1: VRF : default
System Id      Interface  SNPA                State  Holdtime  Type  Protocol
PE2            eth1      5254.00fb.2770      Up     8          L1   IS-IS
               eth1      5254.00fb.2770      Up     8          L2   IS-IS
P1             eth2      5254.008b.368d      Up     6          L1   IS-IS
               eth2      5254.008b.368d      Up     6          L2   IS-IS
P2             eth3      5254.0098.900b      Up     27         L1   IS-IS
               eth3      5254.0098.900b      Up     27         L2   IS-IS
```

PE2#show clns neighbors

```
Total number of L1 adjacencies: 3
Total number of L2 adjacencies: 3
Total number of adjacencies: 6
Tag isis1: VRF : default
System Id      Interface  SNPA                State  Holdtime  Type  Protocol
PE1            eth1      5254.000d.0625      Up     21         L1   IS-IS
               eth1      5254.000d.0625      Up     21         L2   IS-IS
P2             eth2      5254.008b.d24c      Up     21         L1   IS-IS
               eth2      5254.008b.d24c      Up     21         L2   IS-IS
P1             eth3      5254.0035.771c      Up     21         L1   IS-IS
               eth3      5254.0035.771c      Up     21         L2   IS-IS
```

P1#show clns neighbors

```
Total number of L1 adjacencies: 4
```

Total number of L2 adjacencies: 4

Total number of adjacencies: 8

Tag isis1: VRF : default

System Id	Interface	SNPA	State	Holdtime	Type	Protocol
P2	eth1	5254.00de.ca03	Up	7	L1	IS-IS
			Up	7	L2	IS-IS
PE1	eth2	5254.0060.8a75	Up	18	L1	IS-IS
			Up	18	L2	IS-IS
PE2	eth3	5254.00f2.5abf	Up	5	L1	IS-IS
			Up	5	L2	IS-IS
PE3	eth4	5254.0085.7e32	Up	7	L1	IS-IS
			Up	7	L2	IS-IS

P2#show clns neighbors

Total number of L1 adjacencies: 4

Total number of L2 adjacencies: 4

Total number of adjacencies: 8

Tag isis1: VRF : default

System Id	Interface	SNPA	State	Holdtime	Type	Protocol
P1	eth1	5254.00a6.9153	Up	20	L1	IS-IS
			Up	20	L2	IS-IS
PE2	eth2	5254.00fb.3787	Up	7	L1	IS-IS
			Up	7	L2	IS-IS
PE1	eth3	5254.00ac.d346	Up	8	L1	IS-IS
			Up	8	L2	IS-IS
PE4	eth4	5254.00c8.98db	Up	8	L1	IS-IS
			Up	8	L2	IS-IS

PE3#show clns neighbors

Total number of L1 adjacencies: 2

Total number of L2 adjacencies: 2

Total number of adjacencies: 4

Tag isis1: VRF : default

System Id	Interface	SNPA	State	Holdtime	Type	Protocol
PE4	eth1	5254.0007.09e5	Up	21	L1	IS-IS
			Up	21	L2	IS-IS
P1	eth4	5254.000d.673d	Up	21	L1	IS-IS
			Up	21	L2	IS-IS

PE4#show clns neighbors

Total number of L1 adjacencies: 2

Total number of L2 adjacencies: 2

Total number of adjacencies: 4

Tag isis1: VRF : default

System Id	Interface	SNPA	State	Holdtime	Type	Protocol
PE3	eth1	5254.00d0.4baf	Up	6	L1	IS-IS
			Up	6	L2	IS-IS

```
P2          eth4          5254.0011.6e77      Up    28      L1    IS-IS
                                     Up    28      L2    IS-IS
```

Validation 2

Show the details of routers configured with segment routing.

```
P1#show isis segment-routing capability
```

```
Tag isis1 Segment-Routing:
```

```
-----
Advertisement Router Capability :10.0.1.11
Algorithm0                     :0
SRMS Preference                :0
Total SID'S Supported          :8000
SID Range List Count           :1
SID's Range                    :16000 - 23999
-----
```

```
-----
Advertisement Router Capability :10.0.1.1
Algorithm0                     :0
SRMS Preference                :200
Total SID'S Supported          :6501
SID Range List Count           :1
SID's Range                    :17000 - 23500
-----
```

```
-----
Advertisement Router Capability :10.0.1.22
Algorithm0                     :0
SRMS Preference                :0
Total SID'S Supported          :8000
SID Range List Count           :1
SID's Range                    :16000 - 23999
-----
```

```
-----
Advertisement Router Capability :10.0.1.2
Algorithm0                     :0
SRMS Preference                :100
Total SID'S Supported          :6001
SID Range List Count           :1
SID's Range                    :16500 - 22500
-----
```

Validation 3

Verify that segment routing information is present in the ISIS database.

```
P1#show isis database verbose
```

```
Tag isis1: VRF : default
```

```
IS-IS Level-1 Link State Database:
```

LSPID	LSP Seq Num	LSP Checksum	LSP Holdtime	ATT/P/OL
P1.00-00	* 0x0000025B	0x888A	856	0/0/0
Area Address: 49.0000				
NLPID:	0xCC			

```
Hostname:      P1
IP Address:    10.0.1.1
Router ID:     10.0.1.1
Router Cap:    10.0.1.1
  SRGB Range:  6501   SRGB Base SID: 17000   I:1 V:0
  SR-Algorithm:
    Algorithm:  0
  SRMS-Preference: 200
Metric:        10          IS-Extended PE3.03
  IPv4 Interface Address: 10.33.1.2
  Neighbor IP Address:    10.33.1.1
  Maximum Link Bandwidth: 100m
  Reservable Bandwidth:  100m
  Unreserved Bandwidth:
    Unreserved Bandwidth at priority 0: 100m
    Unreserved Bandwidth at priority 1: 100m
    Unreserved Bandwidth at priority 2: 100m
    Unreserved Bandwidth at priority 3: 100m
    Unreserved Bandwidth at priority 4: 100m
    Unreserved Bandwidth at priority 5: 100m
    Unreserved Bandwidth at priority 6: 100m
    Unreserved Bandwidth at priority 7: 100m
  TE-Default Metric: 10
  System-ID: 0100.0000.1033 LAN Adjacency SID: 24320   F:0 B:0 V:1 L:1 S:0 P:0
Metric:        10          IS-Extended P1.03
  IPv4 Interface Address: 10.11.1.2
  Neighbor IP Address:    10.11.1.2
  Maximum Link Bandwidth: 100m
  Reservable Bandwidth:  100m
  Unreserved Bandwidth:
    Unreserved Bandwidth at priority 0: 100m
    Unreserved Bandwidth at priority 1: 100m
    Unreserved Bandwidth at priority 2: 100m
    Unreserved Bandwidth at priority 3: 100m
    Unreserved Bandwidth at priority 4: 100m
    Unreserved Bandwidth at priority 5: 100m
    Unreserved Bandwidth at priority 6: 100m
    Unreserved Bandwidth at priority 7: 100m
  TE-Default Metric: 10
  System-ID: 0100.0000.1011 LAN Adjacency SID: 24321   F:0 B:0 V:1 L:1 S:0 P:0
Metric:        10          IS-Extended P2.02
  IPv4 Interface Address: 10.1.2.1
  Neighbor IP Address:    10.1.2.2
  Maximum Link Bandwidth: 100m
  Reservable Bandwidth:  100m
  Unreserved Bandwidth:
    Unreserved Bandwidth at priority 0: 100m
    Unreserved Bandwidth at priority 1: 100m
    Unreserved Bandwidth at priority 2: 100m
    Unreserved Bandwidth at priority 3: 100m
```

```

    Unreserved Bandwidth at priority 4: 100m
    Unreserved Bandwidth at priority 5: 100m
    Unreserved Bandwidth at priority 6: 100m
    Unreserved Bandwidth at priority 7: 100m
TE-Default Metric: 10
System-ID: 0100.0000.1002 LAN Adjacency SID: 24322 F:0 B:0 V:1 L:1 S:0 P:0
Metric: 10 IS-Extended PE2.04
IPv4 Interface Address: 10.22.1.2
Neighbor IP Address: 10.22.1.1
Maximum Link Bandwidth: 100m
Reservable Bandwidth: 100m
Unreserved Bandwidth:
    Unreserved Bandwidth at priority 0: 100m
    Unreserved Bandwidth at priority 1: 100m
    Unreserved Bandwidth at priority 2: 100m
    Unreserved Bandwidth at priority 3: 100m
    Unreserved Bandwidth at priority 4: 100m
    Unreserved Bandwidth at priority 5: 100m
    Unreserved Bandwidth at priority 6: 100m
    Unreserved Bandwidth at priority 7: 100m
TE-Default Metric: 10
System-ID: 0100.0000.1022 LAN Adjacency SID: 24323 F:0 B:0 V:1 L:1 S:0 P:0
Metric: 10 IP-Extended 10.0.1.1/32
Prefix-SID: index 200 R:0 N:1 P:0 E:0 V:0 L:0
Metric: 10 IP-Extended 10.1.2.0/30
Metric: 10 IP-Extended 10.11.1.0/30
Metric: 10 IP-Extended 10.33.1.0/30
Metric: 10 IP-Extended 10.22.1.0/30
SID Binding: 10.0.1.33/32 F:0 M:0 S:0 D:0 A:0 Range:1
SID: Start:1111 Algorithm:0 R:0 N:0 P:0 E:0 V:0 L:0
SID Binding: 10.0.1.44/32 F:0 M:0 S:0 D:0 A:0 Range:1
SID: Start:1555 Algorithm:0 R:0 N:0 P:0 E:0 V:0 L:0
P1.03-00 * 0x00000249 0x41FA 631 0/0/0
Metric: 0 IS-Extended P1.00
Metric: 0 IS-Extended PE1.00
P2.00-00 0x0000002C 0xBA48 892 0/0/0
Area Address: 49.0000
NLPID: 0xCC
Hostname: P2
IP Address: 10.0.1.2
Router ID: 10.0.1.2
Router Cap: 10.0.1.2
SRGB Range: 6001 SRGB Base SID: 16500 I:1 V:0
SR-Algorithm:
Algorithm: 0
SRMS-Preference: 100
Metric: 10 IS-Extended P2.02
IPv4 Interface Address: 10.1.2.2
Neighbor IP Address: 10.1.2.2
Maximum Link Bandwidth: 100m

```

```
Reservable Bandwidth: 100m
Unreserved Bandwidth:
  Unreserved Bandwidth at priority 0: 100m
  Unreserved Bandwidth at priority 1: 100m
  Unreserved Bandwidth at priority 2: 100m
  Unreserved Bandwidth at priority 3: 100m
  Unreserved Bandwidth at priority 4: 100m
  Unreserved Bandwidth at priority 5: 100m
  Unreserved Bandwidth at priority 6: 100m
  Unreserved Bandwidth at priority 7: 100m
TE-Default Metric: 10
System-ID: 0100.0000.1001 LAN Adjacency SID: 24320 F:0 B:0 V:1 L:1 S:0 P:0
Metric: 10 IS-Extended PE2.03
IPv4 Interface Address: 10.22.2.2
Neighbor IP Address: 10.22.2.1
Maximum Link Bandwidth: 100m
Reservable Bandwidth: 100m
Unreserved Bandwidth:
  Unreserved Bandwidth at priority 0: 100m
  Unreserved Bandwidth at priority 1: 100m
  Unreserved Bandwidth at priority 2: 100m
  Unreserved Bandwidth at priority 3: 100m
  Unreserved Bandwidth at priority 4: 100m
  Unreserved Bandwidth at priority 5: 100m
  Unreserved Bandwidth at priority 6: 100m
  Unreserved Bandwidth at priority 7: 100m
TE-Default Metric: 10
System-ID: 0100.0000.1022 LAN Adjacency SID: 24323 F:0 B:0 V:1 L:1 S:0 P:0
Metric: 10 IS-Extended PE1.04
IPv4 Interface Address: 10.11.2.2
Neighbor IP Address: 10.11.2.1
Maximum Link Bandwidth: 100m
Reservable Bandwidth: 100m
Unreserved Bandwidth:
  Unreserved Bandwidth at priority 0: 100m
  Unreserved Bandwidth at priority 1: 100m
  Unreserved Bandwidth at priority 2: 100m
  Unreserved Bandwidth at priority 3: 100m
  Unreserved Bandwidth at priority 4: 100m
  Unreserved Bandwidth at priority 5: 100m
  Unreserved Bandwidth at priority 6: 100m
  Unreserved Bandwidth at priority 7: 100m
TE-Default Metric: 10
System-ID: 0100.0000.1011 LAN Adjacency SID: 24321 F:0 B:0 V:1 L:1 S:0 P:0
Metric: 10 IS-Extended PE4.03
IPv4 Interface Address: 10.44.2.2
Neighbor IP Address: 10.44.2.1
Maximum Link Bandwidth: 100m
Reservable Bandwidth: 100m
Unreserved Bandwidth:
```

```

Unreserved Bandwidth at priority 0: 100m
Unreserved Bandwidth at priority 1: 100m
Unreserved Bandwidth at priority 2: 100m
Unreserved Bandwidth at priority 3: 100m
Unreserved Bandwidth at priority 4: 100m
Unreserved Bandwidth at priority 5: 100m
Unreserved Bandwidth at priority 6: 100m
Unreserved Bandwidth at priority 7: 100m
TE-Default Metric: 10
System-ID: 0100.0000.1044 LAN Adjacency SID: 24322 F:0 B:0 V:1 L:1 S:0 P:0
Metric: 10 IP-Extended 10.0.1.2/32
Prefix-SID: index 300 R:0 N:1 P:1 E:0 V:0 L:0
Metric: 10 IP-Extended 10.1.2.0/30
Metric: 10 IP-Extended 10.22.2.0/30
Metric: 10 IP-Extended 10.11.2.0/30
Metric: 10 IP-Extended 10.44.2.0/30
SID Binding: 10.0.1.33/32 F:0 M:0 S:0 D:0 A:0 Range:1
SID: Start:2111 Algorithm:0 R:0 N:0 P:0 E:0 V:0 L:0
SID Binding: 10.0.1.44/32 F:0 M:0 S:0 D:0 A:0 Range:1
SID: Start:2511 Algorithm:0 R:0 N:0 P:0 E:0 V:0 L:0
P2.02-00 0x00000018 0x700E 717 0/0/0
Metric: 0 IS-Extended P2.00
Metric: 0 IS-Extended P1.00
PE1.00-00 0x00000026 0xE434 710 0/0/0
Area Address: 49.0000
NLPID: 0xCC
Hostname: PE1
IP Address: 10.0.1.11
Router ID: 10.0.1.11
Router Cap: 10.0.1.11
SRGB Range: 8000 SRGB Base SID: 16000 I:1 V:0
SR-Algorithm:
Algorithm: 0
Metric: 10 IS-Extended PE1.04
IPv4 Interface Address: 10.11.2.1
Neighbor IP Address: 10.11.2.1
Maximum Link Bandwidth: 100m
Reservable Bandwidth: 100m
Unreserved Bandwidth:
Unreserved Bandwidth at priority 0: 100m
Unreserved Bandwidth at priority 1: 100m
Unreserved Bandwidth at priority 2: 100m
Unreserved Bandwidth at priority 3: 100m
Unreserved Bandwidth at priority 4: 100m
Unreserved Bandwidth at priority 5: 100m
Unreserved Bandwidth at priority 6: 100m
Unreserved Bandwidth at priority 7: 100m
TE-Default Metric: 10
System-ID: 0100.0000.1002 LAN Adjacency SID: 26241 F:0 B:0 V:1 L:1 S:0 P:0
Metric: 10 IS-Extended P1.03

```

IPv4 Interface Address: 10.11.1.1

Neighbor IP Address: 10.11.1.2

Maximum Link Bandwidth: 100m

Reservable Bandwidth: 100m

Unreserved Bandwidth:

Unreserved Bandwidth at priority 0: 100m

Unreserved Bandwidth at priority 1: 100m

Unreserved Bandwidth at priority 2: 100m

Unreserved Bandwidth at priority 3: 100m

Unreserved Bandwidth at priority 4: 100m

Unreserved Bandwidth at priority 5: 100m

Unreserved Bandwidth at priority 6: 100m

Unreserved Bandwidth at priority 7: 100m

TE-Default Metric: 10

System-ID: 0100.0000.1001 LAN Adjacency SID: 26240 F:0 B:0 V:1 L:1 S:0 P:0

Metric: 10 IS-Extended PE2.02

IPv4 Interface Address: 10.11.22.1

Neighbor IP Address: 10.11.22.2

Maximum Link Bandwidth: 100m

Reservable Bandwidth: 100m

Unreserved Bandwidth:

Unreserved Bandwidth at priority 0: 100m

Unreserved Bandwidth at priority 1: 100m

Unreserved Bandwidth at priority 2: 100m

Unreserved Bandwidth at priority 3: 100m

Unreserved Bandwidth at priority 4: 100m

Unreserved Bandwidth at priority 5: 100m

Unreserved Bandwidth at priority 6: 100m

Unreserved Bandwidth at priority 7: 100m

TE-Default Metric: 10

System-ID: 0100.0000.1022 LAN Adjacency SID: 26242 F:0 B:0 V:1 L:1 S:0 P:0

Metric: 10 IP-Extended 10.0.1.11/32

Prefix-SID: index 100 R:0 N:1 P:0 E:0 V:0 L:0

Metric: 10 IP-Extended 10.11.1.0/30

Metric: 10 IP-Extended 10.11.2.0/30

Metric: 10 IP-Extended 10.11.22.0/30

PE1.04-00 0x00000018 0x85D7 663 0/0/0

Metric: 0 IS-Extended PE1.00

Metric: 0 IS-Extended P2.00

PE2.00-00 0x00000008 0xDAF9 623 0/0/0

Area Address: 49.0000

NLPID: 0xCC

Hostname: PE2

IP Address: 10.0.1.22

Router ID: 10.0.1.22

Router Cap: 10.0.1.22

SRGB Range: 8000 SRGB Base SID: 16000 I:1 V:0

SR-Algorithm:

Algorithm: 0

Metric: 10 IS-Extended PE2.02

```

IPv4 Interface Address: 10.11.22.2
Neighbor IP Address: 10.11.22.2
Maximum Link Bandwidth: 100m
Reservable Bandwidth: 100m
Unreserved Bandwidth:
    Unreserved Bandwidth at priority 0: 100m
    Unreserved Bandwidth at priority 1: 100m
    Unreserved Bandwidth at priority 2: 100m
    Unreserved Bandwidth at priority 3: 100m
    Unreserved Bandwidth at priority 4: 100m
    Unreserved Bandwidth at priority 5: 100m
    Unreserved Bandwidth at priority 6: 100m
    Unreserved Bandwidth at priority 7: 100m
TE-Default Metric: 10
System-ID: 0100.0000.1011 LAN Adjacency SID: 25600 F:0 B:0 V:1 L:1 S:0 P:0
Metric: 10 IS-Extended PE2.03
IPv4 Interface Address: 10.22.2.1
Neighbor IP Address: 10.22.2.1
Maximum Link Bandwidth: 100m
Reservable Bandwidth: 100m
Unreserved Bandwidth:
    Unreserved Bandwidth at priority 0: 100m
    Unreserved Bandwidth at priority 1: 100m
    Unreserved Bandwidth at priority 2: 100m
    Unreserved Bandwidth at priority 3: 100m
    Unreserved Bandwidth at priority 4: 100m
    Unreserved Bandwidth at priority 5: 100m
    Unreserved Bandwidth at priority 6: 100m
    Unreserved Bandwidth at priority 7: 100m
TE-Default Metric: 10
System-ID: 0100.0000.1002 LAN Adjacency SID: 25601 F:0 B:0 V:1 L:1 S:0 P:0
Metric: 10 IS-Extended PE2.04
IPv4 Interface Address: 10.22.1.1
Neighbor IP Address: 10.22.1.1
Maximum Link Bandwidth: 100m
Reservable Bandwidth: 100m
Unreserved Bandwidth:
    Unreserved Bandwidth at priority 0: 100m
    Unreserved Bandwidth at priority 1: 100m
    Unreserved Bandwidth at priority 2: 100m
    Unreserved Bandwidth at priority 3: 100m
    Unreserved Bandwidth at priority 4: 100m
    Unreserved Bandwidth at priority 5: 100m
    Unreserved Bandwidth at priority 6: 100m
    Unreserved Bandwidth at priority 7: 100m
TE-Default Metric: 10
System-ID: 0100.0000.1001 LAN Adjacency SID: 25602 F:0 B:0 V:1 L:1 S:0 P:0
Metric: 10 IP-Extended 10.0.1.22/32
Prefix-SID: index 700 R:0 N:1 P:0 E:0 V:0 L:0
Metric: 10 IP-Extended 10.11.22.0/30

```

```

Metric: 10          IP-Extended 10.22.2.0/30
Metric: 10          IP-Extended 10.22.1.0/30
PE2.02-00          0x00000005  0xF749          653          0/0/0
Metric: 0          IS-Extended PE2.00
Metric: 0          IS-Extended PE1.00
PE2.03-00          0x00000005  0xC38B          653          0/0/0
Metric: 0          IS-Extended PE2.00
Metric: 0          IS-Extended P2.00
PE2.04-00          0x00000005  0xA8A6          653          0/0/0
Metric: 0          IS-Extended PE2.00
Metric: 0          IS-Extended P1.00
PE3.00-00          0x0000001F  0x9BB8          441          0/0/0
Area Address: 49.0000
NLPID:           0xCC
Hostname:        PE3
IP Address:      10.0.1.33
Router ID:       10.0.1.33
Metric: 10          IS-Extended PE3.02
IPv4 Interface Address: 10.33.44.1
Neighbor IP Address: 10.33.44.1
Maximum Link Bandwidth: 100m
Reservable Bandwidth: 100m
Unreserved Bandwidth:
    Unreserved Bandwidth at priority 0: 100m
    Unreserved Bandwidth at priority 1: 100m
    Unreserved Bandwidth at priority 2: 100m
    Unreserved Bandwidth at priority 3: 100m
    Unreserved Bandwidth at priority 4: 100m
    Unreserved Bandwidth at priority 5: 100m
    Unreserved Bandwidth at priority 6: 100m
    Unreserved Bandwidth at priority 7: 100m
TE-Default Metric: 10
Metric: 10          IS-Extended PE3.03
IPv4 Interface Address: 10.33.1.1
Neighbor IP Address: 10.33.1.1
Maximum Link Bandwidth: 100m
Reservable Bandwidth: 100m
Unreserved Bandwidth:
    Unreserved Bandwidth at priority 0: 100m
    Unreserved Bandwidth at priority 1: 100m
    Unreserved Bandwidth at priority 2: 100m
    Unreserved Bandwidth at priority 3: 100m
    Unreserved Bandwidth at priority 4: 100m
    Unreserved Bandwidth at priority 5: 100m
    Unreserved Bandwidth at priority 6: 100m
    Unreserved Bandwidth at priority 7: 100m
TE-Default Metric: 10
Metric: 10          IP-Extended 10.0.1.33/32
Metric: 10          IP-Extended 10.33.44.0/30
Metric: 10          IP-Extended 10.33.1.0/30

```

```

Metric: 10          IP-Extended 10.1.45.0/24
PE3.02-00          0x00000017  0xE4F4          717          0/0/0
Metric: 0          IS-Extended PE3.00
Metric: 0          IS-Extended PE4.00
PE3.03-00          0x00000018  0x9A80          717          0/0/0
Metric: 0          IS-Extended PE3.00
Metric: 0          IS-Extended P1.00
PE4.00-00          0x0000001E  0x2DE1          469          0/0/0
Area Address: 49.0000
NLPID: 0xCC
Hostname: PE4
IP Address: 10.0.1.44
Router ID: 10.0.1.44
Metric: 10          IS-Extended PE3.02
IPv4 Interface Address: 10.33.44.2
Neighbor IP Address: 10.33.44.1
Maximum Link Bandwidth: 100m
Reservable Bandwidth: 100m
Unreserved Bandwidth:
  Unreserved Bandwidth at priority 0: 100m
  Unreserved Bandwidth at priority 1: 100m
  Unreserved Bandwidth at priority 2: 100m
  Unreserved Bandwidth at priority 3: 100m
  Unreserved Bandwidth at priority 4: 100m
  Unreserved Bandwidth at priority 5: 100m
  Unreserved Bandwidth at priority 6: 100m
  Unreserved Bandwidth at priority 7: 100m
TE-Default Metric: 10
Metric: 10          IS-Extended PE4.03
IPv4 Interface Address: 10.44.2.1
Neighbor IP Address: 10.44.2.1
Maximum Link Bandwidth: 100m
Reservable Bandwidth: 100m
Unreserved Bandwidth:
  Unreserved Bandwidth at priority 0: 100m
  Unreserved Bandwidth at priority 1: 100m
  Unreserved Bandwidth at priority 2: 100m
  Unreserved Bandwidth at priority 3: 100m
  Unreserved Bandwidth at priority 4: 100m
  Unreserved Bandwidth at priority 5: 100m
  Unreserved Bandwidth at priority 6: 100m
  Unreserved Bandwidth at priority 7: 100m
TE-Default Metric: 10
Metric: 10          IP-Extended 10.0.1.44/32
Metric: 10          IP-Extended 10.33.44.0/30
Metric: 10          IP-Extended 10.44.2.0/30
Metric: 10          IP-Extended 10.1.36.0/24
PE4.03-00          0x00000017  0xC137          717          0/0/0
Metric: 0          IS-Extended PE4.00
Metric: 0          IS-Extended P2.00

```

IS-IS Level-2 Link State Database:

```

LSPID                LSP Seq Num  LSP Checksum  LSP Holdtime  ATT/P/OL
P1.00-00             * 0x000002BF  0x1EB5        1111          0/0/0
  Area Address: 49.0000
  NLPID:          0xCC
  Hostname:       P1
  IP Address:     10.0.1.1
  Router ID:      10.0.1.1
  Router Cap:     10.0.1.1
    SRGB Range: 6501  SRGB Base SID: 17000  I:1 V:0
    SR-Algorithm:
      Algorithm: 0
    SRMS-Preference: 200
  Metric: 10      IS-Extended PE3.03
  IPv4 Interface Address: 10.33.1.2
  Neighbor IP Address: 10.33.1.1
  Maximum Link Bandwidth: 100m
  Reservable Bandwidth: 100m
  Unreserved Bandwidth:
    Unreserved Bandwidth at priority 0: 100m
    Unreserved Bandwidth at priority 1: 100m
    Unreserved Bandwidth at priority 2: 100m
    Unreserved Bandwidth at priority 3: 100m
    Unreserved Bandwidth at priority 4: 100m
    Unreserved Bandwidth at priority 5: 100m
    Unreserved Bandwidth at priority 6: 100m
    Unreserved Bandwidth at priority 7: 100m
  TE-Default Metric: 10
  System-ID: 0100.0000.1033  LAN Adjacency SID: 24320  F:0 B:0 V:1 L:1 S:0 P:0
  Metric: 10      IS-Extended P1.03
  IPv4 Interface Address: 10.11.1.2
  Neighbor IP Address: 10.11.1.2
  Maximum Link Bandwidth: 100m
  Reservable Bandwidth: 100m
  Unreserved Bandwidth:
    Unreserved Bandwidth at priority 0: 100m
    Unreserved Bandwidth at priority 1: 100m
    Unreserved Bandwidth at priority 2: 100m
    Unreserved Bandwidth at priority 3: 100m
    Unreserved Bandwidth at priority 4: 100m
    Unreserved Bandwidth at priority 5: 100m
    Unreserved Bandwidth at priority 6: 100m
    Unreserved Bandwidth at priority 7: 100m
  TE-Default Metric: 10
  System-ID: 0100.0000.1011  LAN Adjacency SID: 24321  F:0 B:0 V:1 L:1 S:0 P:0
  Metric: 10      IS-Extended P2.02
  IPv4 Interface Address: 10.1.2.1
  Neighbor IP Address: 10.1.2.2
  Maximum Link Bandwidth: 100m
  
```

```
Reservable Bandwidth: 100m
Unreserved Bandwidth:
  Unreserved Bandwidth at priority 0: 100m
  Unreserved Bandwidth at priority 1: 100m
  Unreserved Bandwidth at priority 2: 100m
  Unreserved Bandwidth at priority 3: 100m
  Unreserved Bandwidth at priority 4: 100m
  Unreserved Bandwidth at priority 5: 100m
  Unreserved Bandwidth at priority 6: 100m
  Unreserved Bandwidth at priority 7: 100m
TE-Default Metric: 10
System-ID: 0100.0000.1002 LAN Adjacency SID: 24322 F:0 B:0 V:1 L:1 S:0 P:0
Metric: 10 IS-Extended PE2.04
IPv4 Interface Address: 10.22.1.2
Neighbor IP Address: 10.22.1.1
Maximum Link Bandwidth: 100m
Reservable Bandwidth: 100m
Unreserved Bandwidth:
  Unreserved Bandwidth at priority 0: 100m
  Unreserved Bandwidth at priority 1: 100m
  Unreserved Bandwidth at priority 2: 100m
  Unreserved Bandwidth at priority 3: 100m
  Unreserved Bandwidth at priority 4: 100m
  Unreserved Bandwidth at priority 5: 100m
  Unreserved Bandwidth at priority 6: 100m
  Unreserved Bandwidth at priority 7: 100m
TE-Default Metric: 10
System-ID: 0100.0000.1022 LAN Adjacency SID: 24323 F:0 B:0 V:1 L:1 S:0 P:0
Metric: 10 IP-Extended 10.0.1.1/32
  Prefix-SID: index 200 R:0 N:1 P:0 E:0 V:0 L:0
Metric: 10 IP-Extended 10.1.2.0/30
Metric: 10 IP-Extended 10.11.1.0/30
Metric: 10 IP-Extended 10.33.1.0/30
Metric: 20 IP-Extended 10.0.1.2/32
  Prefix-SID: index 300 R:1 N:0 P:1 E:0 V:0 L:0
Metric: 20 IP-Extended 10.0.1.33/32
Metric: 30 IP-Extended 10.1.36.0/24
Metric: 20 IP-Extended 10.1.45.0/24
Metric: 20 IP-Extended 10.11.2.0/30
Metric: 20 IP-Extended 10.33.44.0/30
Metric: 20 IP-Extended 10.44.2.0/30
Metric: 20 IP-Extended 10.0.1.11/32
  Prefix-SID: index 100 R:1 N:0 P:0 E:0 V:0 L:0
Metric: 30 IP-Extended 10.0.1.44/32
Metric: 20 IP-Extended 10.11.22.0/30
Metric: 20 IP-Extended 10.22.2.0/30
Metric: 10 IP-Extended 10.22.1.0/30
Metric: 20 IP-Extended 10.0.1.22/32
  Prefix-SID: index 700 R:1 N:0 P:0 E:0 V:0 L:0
SID Binding: 10.0.1.33/32 F:0 M:0 S:0 D:0 A:0 Range:1
```

```

SID: Start:1111 Algorithm:0 R:0 N:0 P:0 E:0 V:0 L:0
SID Binding: 10.0.1.44/32 F:0 M:0 S:0 D:0 A:0 Range:1
SID: Start:1555 Algorithm:0 R:0 N:0 P:0 E:0 V:0 L:0
P1.03-00 * 0x00000285 0xC837 633 0/0/0
Metric: 0 IS-Extended P1.00
Metric: 0 IS-Extended PE1.00
P2.00-00 0x00000065 0x4F33 1110 0/0/0
Area Address: 49.0000
NLPID: 0xCC
Hostname: P2
IP Address: 10.0.1.2
Router ID: 10.0.1.2
Router Cap: 10.0.1.2
SRGB Range: 6001 SRGB Base SID: 16500 I:1 V:0
SR-Algorithm:
Algorithm: 0
SRMS-Preference: 100
Metric: 10 IS-Extended P2.02
IPv4 Interface Address: 10.1.2.2
Neighbor IP Address: 10.1.2.2
Maximum Link Bandwidth: 100m
Reservable Bandwidth: 100m
Unreserved Bandwidth:
Unreserved Bandwidth at priority 0: 100m
Unreserved Bandwidth at priority 1: 100m
Unreserved Bandwidth at priority 2: 100m
Unreserved Bandwidth at priority 3: 100m
Unreserved Bandwidth at priority 4: 100m
Unreserved Bandwidth at priority 5: 100m
Unreserved Bandwidth at priority 6: 100m
Unreserved Bandwidth at priority 7: 100m
TE-Default Metric: 10
System-ID: 0100.0000.1001 LAN Adjacency SID: 24320 F:0 B:0 V:1 L:1 S:0 P:0
Metric: 10 IS-Extended PE2.03
IPv4 Interface Address: 10.22.2.2
Neighbor IP Address: 10.22.2.1
Maximum Link Bandwidth: 100m
Reservable Bandwidth: 100m
Unreserved Bandwidth:
Unreserved Bandwidth at priority 0: 100m
Unreserved Bandwidth at priority 1: 100m
Unreserved Bandwidth at priority 2: 100m
Unreserved Bandwidth at priority 3: 100m
Unreserved Bandwidth at priority 4: 100m
Unreserved Bandwidth at priority 5: 100m
Unreserved Bandwidth at priority 6: 100m
Unreserved Bandwidth at priority 7: 100m
TE-Default Metric: 10
System-ID: 0100.0000.1022 LAN Adjacency SID: 24323 F:0 B:0 V:1 L:1 S:0 P:0
Metric: 10 IS-Extended PE1.04

```

```
IPv4 Interface Address: 10.11.2.2
Neighbor IP Address: 10.11.2.1
Maximum Link Bandwidth: 100m
Reservable Bandwidth: 100m
Unreserved Bandwidth:
  Unreserved Bandwidth at priority 0: 100m
  Unreserved Bandwidth at priority 1: 100m
  Unreserved Bandwidth at priority 2: 100m
  Unreserved Bandwidth at priority 3: 100m
  Unreserved Bandwidth at priority 4: 100m
  Unreserved Bandwidth at priority 5: 100m
  Unreserved Bandwidth at priority 6: 100m
  Unreserved Bandwidth at priority 7: 100m
TE-Default Metric: 10
System-ID: 0100.0000.1011 LAN Adjacency SID: 24321 F:0 B:0 V:1 L:1 S:0 P:0
Metric: 10 IS-Extended PE4.03
IPv4 Interface Address: 10.44.2.2
Neighbor IP Address: 10.44.2.1
Maximum Link Bandwidth: 100m
Reservable Bandwidth: 100m
Unreserved Bandwidth:
  Unreserved Bandwidth at priority 0: 100m
  Unreserved Bandwidth at priority 1: 100m
  Unreserved Bandwidth at priority 2: 100m
  Unreserved Bandwidth at priority 3: 100m
  Unreserved Bandwidth at priority 4: 100m
  Unreserved Bandwidth at priority 5: 100m
  Unreserved Bandwidth at priority 6: 100m
  Unreserved Bandwidth at priority 7: 100m
TE-Default Metric: 10
System-ID: 0100.0000.1044 LAN Adjacency SID: 24322 F:0 B:0 V:1 L:1 S:0 P:0
Metric: 10 IP-Extended 10.0.1.2/32
  Prefix-SID: index 300 R:0 N:1 P:1 E:0 V:0 L:0
Metric: 10 IP-Extended 10.1.2.0/30
Metric: 20 IP-Extended 10.0.1.11/32
  Prefix-SID: index 100 R:1 N:0 P:0 E:0 V:0 L:0
Metric: 10 IP-Extended 10.11.2.0/30
Metric: 10 IP-Extended 10.44.2.0/30
Metric: 30 IP-Extended 10.0.1.33/32
Metric: 20 IP-Extended 10.0.1.44/32
Metric: 20 IP-Extended 10.1.36.0/24
Metric: 20 IP-Extended 10.11.1.0/30
Metric: 20 IP-Extended 10.33.44.0/30
Metric: 30 IP-Extended 10.1.45.0/24
Metric: 20 IP-Extended 10.11.22.0/30
Metric: 20 IP-Extended 10.33.1.0/30
Metric: 20 IP-Extended 10.0.1.1/32
  Prefix-SID: index 200 R:1 N:0 P:0 E:0 V:0 L:0
Metric: 10 IP-Extended 10.22.2.0/30
Metric: 20 IP-Extended 10.0.1.22/32
```

```
Prefix-SID: index 700 R:1 N:0 P:0 E:0 V:0 L:0
Metric: 20 IP-Extended 10.22.1.0/30
SID Binding: 10.0.1.33/32 F:0 M:0 S:0 D:0 A:0 Range:1
SID: Start:2111 Algorithm:0 R:0 N:0 P:0 E:0 V:0 L:0
SID Binding: 10.0.1.44/32 F:0 M:0 S:0 D:0 A:0 Range:1
SID: Start:2511 Algorithm:0 R:0 N:0 P:0 E:0 V:0 L:0
P2.02-00 0x00000017 0x720D 717 0/0/0
Metric: 0 IS-Extended P2.00
Metric: 0 IS-Extended P1.00
PE1.00-00 0x00000061 0xBF77 1110 0/0/0
Area Address: 49.0000
NLPID: 0xCC
Hostname: PE1
IP Address: 10.0.1.11
Router ID: 10.0.1.11
Router Cap: 10.0.1.11
SRGB Range: 8000 SRGB Base SID: 16000 I:1 V:0
SR-Algorithm:
Algorithm: 0
Metric: 10 IS-Extended PE1.04
IPv4 Interface Address: 10.11.2.1
Neighbor IP Address: 10.11.2.1
Maximum Link Bandwidth: 100m
Reservable Bandwidth: 100m
Unreserved Bandwidth:
Unreserved Bandwidth at priority 0: 100m
Unreserved Bandwidth at priority 1: 100m
Unreserved Bandwidth at priority 2: 100m
Unreserved Bandwidth at priority 3: 100m
Unreserved Bandwidth at priority 4: 100m
Unreserved Bandwidth at priority 5: 100m
Unreserved Bandwidth at priority 6: 100m
Unreserved Bandwidth at priority 7: 100m
TE-Default Metric: 10
System-ID: 0100.0000.1002 LAN Adjacency SID: 26241 F:0 B:0 V:1 L:1 S:0 P:0
Metric: 10 IS-Extended P1.03
IPv4 Interface Address: 10.11.1.1
Neighbor IP Address: 10.11.1.2
Maximum Link Bandwidth: 100m
Reservable Bandwidth: 100m
Unreserved Bandwidth:
Unreserved Bandwidth at priority 0: 100m
Unreserved Bandwidth at priority 1: 100m
Unreserved Bandwidth at priority 2: 100m
Unreserved Bandwidth at priority 3: 100m
Unreserved Bandwidth at priority 4: 100m
Unreserved Bandwidth at priority 5: 100m
Unreserved Bandwidth at priority 6: 100m
Unreserved Bandwidth at priority 7: 100m
TE-Default Metric: 10
```

```

System-ID: 0100.0000.1001 LAN Adjacency SID: 26240 F:0 B:0 V:1 L:1 S:0 P:0
Metric: 10 IS-Extended PE2.02
IPv4 Interface Address: 10.11.22.1
Neighbor IP Address: 10.11.22.2
Maximum Link Bandwidth: 100m
Reservable Bandwidth: 100m
Unreserved Bandwidth:
  Unreserved Bandwidth at priority 0: 100m
  Unreserved Bandwidth at priority 1: 100m
  Unreserved Bandwidth at priority 2: 100m
  Unreserved Bandwidth at priority 3: 100m
  Unreserved Bandwidth at priority 4: 100m
  Unreserved Bandwidth at priority 5: 100m
  Unreserved Bandwidth at priority 6: 100m
  Unreserved Bandwidth at priority 7: 100m
TE-Default Metric: 10
System-ID: 0100.0000.1022 LAN Adjacency SID: 26242 F:0 B:0 V:1 L:1 S:0 P:0
Metric: 10 IP-Extended 10.0.1.11/32
Prefix-SID: index 100 R:0 N:1 P:0 E:0 V:0 L:0
Metric: 10 IP-Extended 10.11.1.0/30
Metric: 10 IP-Extended 10.11.2.0/30
Metric: 20 IP-Extended 10.0.1.2/32
Prefix-SID: index 300 R:1 N:0 P:1 E:0 V:0 L:0
Metric: 20 IP-Extended 10.1.2.0/30
Metric: 20 IP-Extended 10.33.1.0/30
Metric: 30 IP-Extended 10.0.1.33/32
Metric: 30 IP-Extended 10.0.1.44/32
Metric: 30 IP-Extended 10.1.36.0/24
Metric: 30 IP-Extended 10.1.45.0/24
Metric: 20 IP-Extended 10.22.2.0/30
Metric: 30 IP-Extended 10.33.44.0/30
Metric: 20 IP-Extended 10.44.2.0/30
Metric: 20 IP-Extended 10.0.1.1/32
Prefix-SID: index 200 R:1 N:0 P:0 E:0 V:0 L:0
Metric: 10 IP-Extended 10.11.22.0/30
Metric: 20 IP-Extended 10.0.1.22/32
Prefix-SID: index 700 R:1 N:0 P:0 E:0 V:0 L:0
Metric: 20 IP-Extended 10.22.1.0/30
PE1.04-00 0x00000016 0x89D5 717 0/0/0
Metric: 0 IS-Extended PE1.00
Metric: 0 IS-Extended P2.00
PE2.00-00 0x00000019 0xFF98 628 0/0/0
Area Address: 49.0000
NLPID: 0xCC
Hostname: PE2
IP Address: 10.0.1.22
Router ID: 10.0.1.22
Router Cap: 10.0.1.22
SRGB Range: 8000 SRGB Base SID: 16000 I:1 V:0
SR-Algorithm:

```

```
Algorithm: 0
Metric: 10          IS-Extended PE2.02
IPv4 Interface Address: 10.11.22.2
Neighbor IP Address: 10.11.22.2
Maximum Link Bandwidth: 100m
Reservable Bandwidth: 100m
Unreserved Bandwidth:
  Unreserved Bandwidth at priority 0: 100m
  Unreserved Bandwidth at priority 1: 100m
  Unreserved Bandwidth at priority 2: 100m
  Unreserved Bandwidth at priority 3: 100m
  Unreserved Bandwidth at priority 4: 100m
  Unreserved Bandwidth at priority 5: 100m
  Unreserved Bandwidth at priority 6: 100m
  Unreserved Bandwidth at priority 7: 100m
TE-Default Metric: 10
System-ID: 0100.0000.1011 LAN Adjacency SID: 25600 F:0 B:0 V:1 L:1 S:0 P:0
Metric: 10          IS-Extended PE2.03
IPv4 Interface Address: 10.22.2.1
Neighbor IP Address: 10.22.2.1
Maximum Link Bandwidth: 100m
Reservable Bandwidth: 100m
Unreserved Bandwidth:
  Unreserved Bandwidth at priority 0: 100m
  Unreserved Bandwidth at priority 1: 100m
  Unreserved Bandwidth at priority 2: 100m
  Unreserved Bandwidth at priority 3: 100m
  Unreserved Bandwidth at priority 4: 100m
  Unreserved Bandwidth at priority 5: 100m
  Unreserved Bandwidth at priority 6: 100m
  Unreserved Bandwidth at priority 7: 100m
TE-Default Metric: 10
System-ID: 0100.0000.1002 LAN Adjacency SID: 25601 F:0 B:0 V:1 L:1 S:0 P:0
Metric: 10          IS-Extended PE2.04
IPv4 Interface Address: 10.22.1.1
Neighbor IP Address: 10.22.1.1
Maximum Link Bandwidth: 100m
Reservable Bandwidth: 100m
Unreserved Bandwidth:
  Unreserved Bandwidth at priority 0: 100m
  Unreserved Bandwidth at priority 1: 100m
  Unreserved Bandwidth at priority 2: 100m
  Unreserved Bandwidth at priority 3: 100m
  Unreserved Bandwidth at priority 4: 100m
  Unreserved Bandwidth at priority 5: 100m
  Unreserved Bandwidth at priority 6: 100m
  Unreserved Bandwidth at priority 7: 100m
TE-Default Metric: 10
System-ID: 0100.0000.1001 LAN Adjacency SID: 25602 F:0 B:0 V:1 L:1 S:0 P:0
Metric: 10          IP-Extended 10.0.1.22/32
```

```

Prefix-SID: index 700 R:0 N:1 P:0 E:0 V:0 L:0
Metric: 10 IP-Extended 10.11.22.0/30
Metric: 10 IP-Extended 10.22.2.0/30
Metric: 10 IP-Extended 10.22.1.0/30
Metric: 20 IP-Extended 10.0.1.1/32
Prefix-SID: index 200 R:1 N:0 P:0 E:0 V:0 L:0
Metric: 20 IP-Extended 10.0.1.2/32
Prefix-SID: index 300 R:1 N:0 P:1 E:0 V:0 L:0
Metric: 20 IP-Extended 10.0.1.11/32
Prefix-SID: index 100 R:1 N:0 P:0 E:0 V:0 L:0
Metric: 30 IP-Extended 10.0.1.33/32
Metric: 30 IP-Extended 10.0.1.44/32
Metric: 20 IP-Extended 10.1.2.0/30
Metric: 30 IP-Extended 10.1.36.0/24
Metric: 30 IP-Extended 10.1.45.0/24
Metric: 20 IP-Extended 10.11.1.0/30
Metric: 20 IP-Extended 10.11.2.0/30
Metric: 20 IP-Extended 10.33.1.0/30
Metric: 30 IP-Extended 10.33.44.0/30
Metric: 20 IP-Extended 10.44.2.0/30
PE2.02-00 0x00000005 0xF749 653 0/0/0
Metric: 0 IS-Extended PE2.00
Metric: 0 IS-Extended PE1.00
PE2.03-00 0x00000005 0xC38B 653 0/0/0
Metric: 0 IS-Extended PE2.00
Metric: 0 IS-Extended P2.00
PE2.04-00 0x00000005 0xA8A6 653 0/0/0
Metric: 0 IS-Extended PE2.00
Metric: 0 IS-Extended P1.00
PE3.00-00 0x00000059 0xA69A 1110 0/0/0
Area Address: 49.0000
NLPID: 0xCC
Hostname: PE3
IP Address: 10.0.1.33
Router ID: 10.0.1.33
Metric: 10 IS-Extended PE3.02
IPv4 Interface Address: 10.33.44.1
Neighbor IP Address: 10.33.44.1
Maximum Link Bandwidth: 100m
Reservable Bandwidth: 100m
Unreserved Bandwidth:
Unreserved Bandwidth at priority 0: 100m
Unreserved Bandwidth at priority 1: 100m
Unreserved Bandwidth at priority 2: 100m
Unreserved Bandwidth at priority 3: 100m
Unreserved Bandwidth at priority 4: 100m
Unreserved Bandwidth at priority 5: 100m
Unreserved Bandwidth at priority 6: 100m
Unreserved Bandwidth at priority 7: 100m
TE-Default Metric: 10

```

```

Metric: 10          IS-Extended PE3.03
  IPv4 Interface Address: 10.33.1.1
  Neighbor IP Address: 10.33.1.1
  Maximum Link Bandwidth: 100m
  Reservable Bandwidth: 100m
  Unreserved Bandwidth:
    Unreserved Bandwidth at priority 0: 100m
    Unreserved Bandwidth at priority 1: 100m
    Unreserved Bandwidth at priority 2: 100m
    Unreserved Bandwidth at priority 3: 100m
    Unreserved Bandwidth at priority 4: 100m
    Unreserved Bandwidth at priority 5: 100m
    Unreserved Bandwidth at priority 6: 100m
    Unreserved Bandwidth at priority 7: 100m

```

TE-Default Metric: 10

```

Metric: 10          IP-Extended 10.0.1.33/32
Metric: 10          IP-Extended 10.33.44.0/30
Metric: 10          IP-Extended 10.33.1.0/30
Metric: 10          IP-Extended 10.1.45.0/24
Metric: 30          IP-Extended 10.0.1.2/32
Metric: 30          IP-Extended 10.0.1.11/32
Metric: 20          IP-Extended 10.0.1.44/32
Metric: 20          IP-Extended 10.1.2.0/30
Metric: 20          IP-Extended 10.1.36.0/24
Metric: 20          IP-Extended 10.11.1.0/30
Metric: 30          IP-Extended 10.11.2.0/30
Metric: 30          IP-Extended 10.11.22.0/30
Metric: 30          IP-Extended 10.22.2.0/30
Metric: 20          IP-Extended 10.44.2.0/30
Metric: 20          IP-Extended 10.0.1.1/32
Metric: 30          IP-Extended 10.0.1.22/32
Metric: 20          IP-Extended 10.22.1.0/30
PE3.02-00          0x00000016  0xE6F3          717          0/0/0
  Metric: 0          IS-Extended PE3.00
  Metric: 0          IS-Extended PE4.00
PE3.03-00          0x00000017  0x9C7F          717          0/0/0
  Metric: 0          IS-Extended PE3.00
  Metric: 0          IS-Extended P1.00
PE4.00-00          0x0000005A  0x2BDC          1110         0/0/0

```

```

Area Address: 49.0000
NLPID:       0xCC
Hostname:    PE4
IP Address:  10.0.1.44
Router ID:   10.0.1.44
Metric: 10   IS-Extended PE3.02
  IPv4 Interface Address: 10.33.44.2
  Neighbor IP Address: 10.33.44.1
  Maximum Link Bandwidth: 100m
  Reservable Bandwidth: 100m
  Unreserved Bandwidth:

```

```

Unreserved Bandwidth at priority 0: 100m
Unreserved Bandwidth at priority 1: 100m
Unreserved Bandwidth at priority 2: 100m
Unreserved Bandwidth at priority 3: 100m
Unreserved Bandwidth at priority 4: 100m
Unreserved Bandwidth at priority 5: 100m
Unreserved Bandwidth at priority 6: 100m
Unreserved Bandwidth at priority 7: 100m
TE-Default Metric: 10
Metric: 10          IS-Extended PE4.03
IPv4 Interface Address: 10.44.2.1
Neighbor IP Address: 10.44.2.1
Maximum Link Bandwidth: 100m
Reservable Bandwidth: 100m
Unreserved Bandwidth:
  Unreserved Bandwidth at priority 0: 100m
  Unreserved Bandwidth at priority 1: 100m
  Unreserved Bandwidth at priority 2: 100m
  Unreserved Bandwidth at priority 3: 100m
  Unreserved Bandwidth at priority 4: 100m
  Unreserved Bandwidth at priority 5: 100m
  Unreserved Bandwidth at priority 6: 100m
  Unreserved Bandwidth at priority 7: 100m
TE-Default Metric: 10
Metric: 10          IP-Extended 10.0.1.44/32
Metric: 10          IP-Extended 10.33.44.0/30
Metric: 10          IP-Extended 10.44.2.0/30
Metric: 10          IP-Extended 10.1.36.0/24
Metric: 20          IP-Extended 10.0.1.33/32
Metric: 20          IP-Extended 10.1.45.0/24
Metric: 20          IP-Extended 10.33.1.0/30
Metric: 20          IP-Extended 10.0.1.2/32
Metric: 30          IP-Extended 10.0.1.11/32
Metric: 20          IP-Extended 10.1.2.0/30
Metric: 30          IP-Extended 10.11.1.0/30
Metric: 20          IP-Extended 10.11.2.0/30
Metric: 30          IP-Extended 10.11.22.0/30
Metric: 20          IP-Extended 10.22.2.0/30
Metric: 30          IP-Extended 10.0.1.1/32
Metric: 30          IP-Extended 10.0.1.22/32
Metric: 30          IP-Extended 10.22.1.0/30
PE4.03-00           0x00000016  0xC336          717            0/0/0
Metric: 0          IS-Extended PE4.00
Metric: 0          IS-Extended P2.00

```

Validation 4

Show the details of mapping server entries advertised by SRMS.

```

P1#show segment-routing mapping-server prefix-sid-map ipv4 detail
Prefix
10.0.1.33/32

```



```

    SID Index:          1111
    Range:              1
    Last Prefix:       10.0.1.33/32
    Last SID Index:    1111
    Binding Flags:
    SRMS pref:        200
Prefix
10.0.1.44/32
    SID Index:          1555
    Range:              1
    Last Prefix:       10.0.1.44/32
    Last SID Index:    1555
    Binding Flags:
    SRMS pref:        200

```

Number of mapping entries: 2

```

P1#show isis segment-routing mapping-table ipv4 active
Tag isis1 Segment-Routing:
Conflict Resolution Policy: Quarantine

```

Prefix	SID Index	Range	Flags
10.0.1.1/32	200	1	
10.0.1.2/32	300	1	
10.0.1.11/32	100	1	
10.0.1.22/32	700	1	
10.0.1.33/32	1111	1	
10.0.1.44/32	1555	1	

Number of mapping entries in Active IPv4 Table: 6

```

P1#show isis segment-routing mapping-table ipv4 inactive
Tag isis1 Segment-Routing:
Conflict Resolution Policy: Quarantine

```

Prefix	SID Index	Range	Flags
10.0.1.33/32	2111	1	
10.0.1.44/32	2511	1	

Number of mapping entries in Inactive IPv4 Table: 2

Validation 5

Verify that segment routing is enabled and that prefix SIDs are announced to other routers.

Verify that prefix SIDs are installed as labels in the MPLS forwarding table. Verify the same in FTN and ILM tables.

```

P1#show mpls forwarding-table
Codes: > - installed FTN, * - selected FTN, p - stale FTN,
       B - BGP FTN, K - CLI FTN, t - tunnel, P - SR Policy FTN,
       L - LDP FTN, R - RSVP-TE FTN, S - SNMP FTN, I - IGP-Shortcut,

```

U - unknown FTN, O - SR-OSPF FTN, i - SR-ISIS FTN, k - SR-CLI FTN

Code	FEC	FTN-ID	Nhlfe-ID	Tunnel-id	Pri	LSP-Type	Out-Label
Out-Intf	ELC	Nexthop					
L>	10.0.1.2/32	2	3	-	-	LSP_DEFAULT	3
eth1	No	10.1.2.2					
i	10.0.1.2/32	1	4	0	Yes	LSP_DEFAULT	16800
eth1	No	10.1.2.2					
i>	10.0.1.11/32	3	2	0	Yes	LSP_DEFAULT	3
eth2	No	10.11.1.1					
i>	10.0.1.22/32	5	6	0	Yes	LSP_DEFAULT	3
eth3	No	10.22.1.1					
L>	10.0.1.33/32	11	1	-	-	LSP_DEFAULT	3
eth4	No	10.33.1.1					
L>	10.0.1.44/32	6	5	-	-	LSP_DEFAULT	25602
eth1	No	10.1.2.2					
				-	-	LSP_DEFAULT	24967
eth4	No	10.33.1.1					
i	10.0.1.44/32	4	7	0	Yes	LSP_DEFAULT	18055
eth1	No	10.1.2.2					
L>	10.1.36.0/24	7	8	-	-	LSP_DEFAULT	25603
eth1	No	10.1.2.2					
				-	-	LSP_DEFAULT	24968
eth4	No	10.33.1.1					
L>	10.1.45.0/24	12	1	-	-	LSP_DEFAULT	3
eth4	No	10.33.1.1					
L>	10.11.2.0/30	8	3	-	-	LSP_DEFAULT	3
eth1	No	10.1.2.2					
L>	10.22.2.0/30	9	3	-	-	LSP_DEFAULT	3
eth1	No	10.1.2.2					
L>	10.33.44.0/30	13	1	-	-	LSP_DEFAULT	3
eth4	No	10.33.1.1					
L>	10.44.2.0/30	10	3	-	-	LSP_DEFAULT	3
eth1	No	10.1.2.2					

P1#show mpls ilm-table

Codes: > - installed ILM, * - selected ILM, p - stale ILM
 K - CLI ILM, T - MPLS-TP, s - Stitched ILM
 S - SNMP, L - LDP, R - RSVP, C - CRLDP
 B - BGP, K - CLI, V - LDP_VC, I - IGP_SHORTCUT
 O - OSPF/OSPF6 SR, i - ISIS SR, k - SR CLI
 P - SR Policy, U - unknown

Code	FEC/VRF/L2CKT	ILM-ID	In-Label	Out-Label	In-Intf	Out-Intf/VRF
Nexthop		LSP-Type				
L>	10.11.22.0/30	30	25604	Nolabel	N/A	N/A
127.0.0.1		LSP_DEFAULT				
i>	10.33.1.1/32	18	24320	3	N/A	eth4
10.33.1.1		LSP_DEFAULT				
i>	10.0.1.2/32	21	17300	16800	N/A	eth1
10.1.2.2		LSP_DEFAULT				
i>	10.0.1.1/32	17	17200	Nolabel	N/A	N/A
127.0.0.1		LSP_DEFAULT				

i>	10.0.1.11/32	23	17100	3	N/A	eth2
10.11.1.1		LSP_DEFAULT				
s i>	10.0.1.33/32	26	18111	3	N/A	eth4
10.33.1.1		LSP_DEFAULT				
i>	10.0.1.22/32	39	17700	3	N/A	eth3
10.22.1.1		LSP_DEFAULT				
i>	10.0.1.44/32	24	18555	18055	N/A	eth1
10.1.2.2		LSP_DEFAULT				
s L>	10.0.1.11/32	22	25600	3	N/A	eth2
10.11.1.1		LSP_DEFAULT				
i>	10.1.2.2/32	20	24322	3	N/A	eth1
10.1.2.2		LSP_DEFAULT				
i>	10.11.1.1/32	19	24321	3	N/A	eth2
10.11.1.1		LSP_DEFAULT				
i>	10.22.1.1/32	25	24323	3	N/A	eth3
10.22.1.1		LSP_DEFAULT				
L>	10.0.1.33/32	28	25602	3	N/A	eth4
10.33.1.1		LSP_DEFAULT				
s L>	10.0.1.22/32	27	25601	3	N/A	eth3
10.22.1.1		LSP_DEFAULT				
L>	10.1.45.0/24	29	25603	3	N/A	eth4
10.33.1.1		LSP_DEFAULT				
s L>	10.0.1.22/32	34	25608	3	N/A	eth3
10.22.1.1		LSP_DEFAULT				
L>	10.0.1.2/32	32	25606	3	N/A	eth1
10.1.2.2		LSP_DEFAULT				
L>	10.33.44.0/30	31	25605	3	N/A	eth4
10.33.1.1		LSP_DEFAULT				
s L>	10.0.1.11/32	33	25607	3	N/A	eth2
10.11.1.1		LSP_DEFAULT				
L>	10.11.22.0/30	36	25610	Nolabel	N/A	N/A
127.0.0.1		LSP_DEFAULT				
L>	10.11.2.0/30	35	25609	3	N/A	eth1
10.1.2.2		LSP_DEFAULT				
L>	10.22.2.0/30	37	25611	3	N/A	eth1
10.1.2.2		LSP_DEFAULT				
L>	10.44.2.0/30	38	25612	3	N/A	eth1
10.1.2.2		LSP_DEFAULT				

Pl#show mpls ftn-table

Primary FTN entry with FEC: 10.0.1.2/32, id: 2, row status: Active
 Owner: LDP, distance: 0, Action-type: Redirect to LSP, Exp-bits: 0x0, Incoming DSCP: none
 Tunnel id: 0, Protected LSP id: 0, Description: N/A
 Matched bytes:0, pkts:0, TX bytes:0, Pushed pkts:0
 Cross connect ix: 5, in intf: - in label: 0 out-segment ix: 3
 Owner: N/A, Persistent: No, Admin Status: Up, Oper Status: Up
 Out-segment with ix: 3, owner: N/A, Stale: NO, out intf: eth1, out label: 3
 Nexthop addr: 10.1.2.2 cross connect ix: 5, op code: Push

Primary FTN entry with FEC: 10.0.1.2/32, id: 1, row status: Active
 Owner: ISIS-SR, distance: 115, Action-type: Redirect to LSP, Exp-bits: 0x0, Incoming DSCP: none

```
Tunnel id: 0, Protected LSP id: 0, Description: N/A
  Matched bytes:0, pkts:0, TX bytes:0, Pushed pkts:0
  Cross connect ix: 6, in intf: - in label: 0 out-segment ix: 4
  Owner: ISIS-SR, Persistent: No, Admin Status: Down, Oper Status: Down
  Out-segment with ix: 4, owner: ISIS-SR, Stale: NO, out intf: eth1, out label:
16800
  Nexthop addr: 10.1.2.2          cross connect ix: 6, op code: Push

Primary FTN entry with FEC: 10.0.1.11/32, id: 3, row status: Active
  Owner: ISIS-SR, distance: 115, Action-type: Redirect to LSP, Exp-bits: 0x0, Incoming
DSCP: none
  Tunnel id: 0, Protected LSP id: 0, Description: N/A
  Matched bytes:0, pkts:0, TX bytes:0, Pushed pkts:0
  Cross connect ix: 3, in intf: - in label: 0 out-segment ix: 2
  Owner: N/A, Persistent: No, Admin Status: Up, Oper Status: Up
  Out-segment with ix: 2, owner: N/A, Stale: NO, out intf: eth2, out label: 3
  Nexthop addr: 10.11.1.1        cross connect ix: 3, op code: Push

Stitched Ilm Info:
  Ilm index 22, Incoming Interface index 0, In-Label 25600
  Ilm index 33, Incoming Interface index 0, In-Label 25607

Primary FTN entry with FEC: 10.0.1.22/32, id: 5, row status: Active
  Owner: ISIS-SR, distance: 115, Action-type: Redirect to LSP, Exp-bits: 0x0, Incoming
DSCP: none
  Tunnel id: 0, Protected LSP id: 0, Description: N/A
  Matched bytes:0, pkts:0, TX bytes:0, Pushed pkts:0
  Cross connect ix: 8, in intf: - in label: 0 out-segment ix: 6
  Owner: N/A, Persistent: No, Admin Status: Up, Oper Status: Up
  Out-segment with ix: 6, owner: N/A, Stale: NO, out intf: eth3, out label: 3
  Nexthop addr: 10.22.1.1        cross connect ix: 8, op code: Push

Stitched Ilm Info:
  Ilm index 27, Incoming Interface index 0, In-Label 25601
  Ilm index 34, Incoming Interface index 0, In-Label 25608

Primary FTN entry with FEC: 10.0.1.33/32, id: 11, row status: Active
  Owner: LDP, distance: 0, Action-type: Redirect to LSP, Exp-bits: 0x0, Incoming DSCP:
none
  Tunnel id: 0, Protected LSP id: 0, Description: N/A
  Matched bytes:0, pkts:0, TX bytes:0, Pushed pkts:0
  Cross connect ix: 1, in intf: - in label: 0 out-segment ix: 1
  Owner: N/A, Persistent: No, Admin Status: Up, Oper Status: Up
  Out-segment with ix: 1, owner: N/A, Stale: NO, out intf: eth4, out label: 3
  Nexthop addr: 10.33.1.1        cross connect ix: 1, op code: Push

Stitched Ilm Info:
  Ilm index 26, Incoming Interface index 0, In-Label 18111

Primary FTN entry with FEC: 10.0.1.44/32, id: 6, row status: Active
```

Owner: LDP, distance: 0, Action-type: Redirect to LSP, Exp-bits: 0x0, Incoming DSCP: none

Tunnel id: 0, Protected LSP id: 0, Description: N/A

Matched bytes:0, pkts:0, TX bytes:0, Pushed pkts:0

Cross connect ix: 7, in intf: - in label: 0 out-segment ix: 5

Owner: LDP, Persistent: No, Admin Status: Up, Oper Status: Up

Out-segment with ix: 5, owner: LDP, Stale: NO, out intf: eth1, out label: 25602

Nexthop addr: 10.1.2.2 cross connect ix: 7, op code: Push

Cross connect ix: 7, in intf: - in label: 0 out-segment ix: 10

Owner: LDP, Persistent: No, Admin Status: Down, Oper Status: Not present

Out-segment with ix: 10, owner: LDP, Stale: NO, out intf: eth4, out label: 24967

Nexthop addr: 10.33.1.1 cross connect ix: 7, op code: Push

Primary FTN entry with FEC: 10.0.1.44/32, id: 4, row status: Active

Owner: ISIS-SR, distance: 115, Action-type: Redirect to LSP, Exp-bits: 0x0, Incoming DSCP: none

Tunnel id: 0, Protected LSP id: 0, Description: N/A

Matched bytes:0, pkts:0, TX bytes:0, Pushed pkts:0

Cross connect ix: 9, in intf: - in label: 0 out-segment ix: 7

Owner: ISIS-SR, Persistent: No, Admin Status: Down, Oper Status: Down

Out-segment with ix: 7, owner: ISIS-SR, Stale: NO, out intf: eth1, out label: 18055

Nexthop addr: 10.1.2.2 cross connect ix: 9, op code: Push

Primary FTN entry with FEC: 10.1.36.0/24, id: 7, row status: Active

Owner: LDP, distance: 0, Action-type: Redirect to LSP, Exp-bits: 0x0, Incoming DSCP: none

Tunnel id: 0, Protected LSP id: 0, Description: N/A

Matched bytes:0, pkts:0, TX bytes:0, Pushed pkts:0

Cross connect ix: 10, in intf: - in label: 0 out-segment ix: 8

Owner: LDP, Persistent: No, Admin Status: Up, Oper Status: Up

Out-segment with ix: 8, owner: LDP, Stale: NO, out intf: eth1, out label: 25603

Nexthop addr: 10.1.2.2 cross connect ix: 10, op code: Push

Cross connect ix: 10, in intf: - in label: 0 out-segment ix: 11

Owner: LDP, Persistent: No, Admin Status: Down, Oper Status: Not present

Out-segment with ix: 11, owner: LDP, Stale: NO, out intf: eth4, out label: 24968

Nexthop addr: 10.33.1.1 cross connect ix: 10, op code: Push

Primary FTN entry with FEC: 10.1.45.0/24, id: 12, row status: Active

Owner: LDP, distance: 0, Action-type: Redirect to LSP, Exp-bits: 0x0, Incoming DSCP: none

Tunnel id: 0, Protected LSP id: 0, Description: N/A

Matched bytes:208, pkts:4, TX bytes:208, Pushed pkts:4

Cross connect ix: 1, in intf: - in label: 0 out-segment ix: 1

Owner: N/A, Persistent: No, Admin Status: Up, Oper Status: Up

Out-segment with ix: 1, owner: N/A, Stale: NO, out intf: eth4, out label: 3

Nextthop addr: 10.33.1.1 cross connect ix: 1, op code: Push

Primary FTN entry with FEC: 10.11.2.0/30, id: 8, row status: Active
Owner: LDP, distance: 0, Action-type: Redirect to LSP, Exp-bits: 0x0, Incoming DSCP:
none
Tunnel id: 0, Protected LSP id: 0, Description: N/A
Matched bytes:0, pkts:0, TX bytes:0, Pushed pkts:0
Cross connect ix: 5, in intf: - in label: 0 out-segment ix: 3
Owner: N/A, Persistent: No, Admin Status: Up, Oper Status: Up
Out-segment with ix: 3, owner: N/A, Stale: NO, out intf: eth1, out label: 3
Nextthop addr: 10.1.2.2 cross connect ix: 5, op code: Push

Primary FTN entry with FEC: 10.22.2.0/30, id: 9, row status: Active
Owner: LDP, distance: 0, Action-type: Redirect to LSP, Exp-bits: 0x0, Incoming DSCP:
none
Tunnel id: 0, Protected LSP id: 0, Description: N/A
Matched bytes:0, pkts:0, TX bytes:0, Pushed pkts:0
Cross connect ix: 5, in intf: - in label: 0 out-segment ix: 3
Owner: N/A, Persistent: No, Admin Status: Up, Oper Status: Up
Out-segment with ix: 3, owner: N/A, Stale: NO, out intf: eth1, out label: 3
Nextthop addr: 10.1.2.2 cross connect ix: 5, op code: Push

Primary FTN entry with FEC: 10.33.44.0/30, id: 13, row status: Active
Owner: LDP, distance: 0, Action-type: Redirect to LSP, Exp-bits: 0x0, Incoming DSCP:
none
Tunnel id: 0, Protected LSP id: 0, Description: N/A
Matched bytes:0, pkts:0, TX bytes:0, Pushed pkts:0
Cross connect ix: 1, in intf: - in label: 0 out-segment ix: 1
Owner: N/A, Persistent: No, Admin Status: Up, Oper Status: Up
Out-segment with ix: 1, owner: N/A, Stale: NO, out intf: eth4, out label: 3
Nextthop addr: 10.33.1.1 cross connect ix: 1, op code: Push

Primary FTN entry with FEC: 10.44.2.0/30, id: 10, row status: Active
Owner: LDP, distance: 0, Action-type: Redirect to LSP, Exp-bits: 0x0, Incoming DSCP:
none
Tunnel id: 0, Protected LSP id: 0, Description: N/A
Matched bytes:0, pkts:0, TX bytes:0, Pushed pkts:0
Cross connect ix: 5, in intf: - in label: 0 out-segment ix: 3
Owner: N/A, Persistent: No, Admin Status: Up, Oper Status: Up
Out-segment with ix: 3, owner: N/A, Stale: NO, out intf: eth1, out label: 3
Nextthop addr: 10.1.2.2 cross connect ix: 5, op code: Push

P1#show mpls in-segment-table

Owner: LDP, # of pops: 1, fec: 10.11.22.0/30, ILM-ID: 30
RX bytes:0, pkts:0, TX bytes:0, Swapped pkts:0, Popped pkts:0
Cross connect ix: 1, in intf: - in label: 25604 out-segment ix: 0

Owner: LDP, Persistent: No, Admin Status: Up, Oper Status: Up
 Out-segment with ix: 0, owner: CLI, Stale: NO, out intf: N/A, out label: N/A
 Nexthop addr: 127.0.0.1 cross connect ix: 1, op code: Pop

Owner: ISIS-SR, # of pops: 1, fec: 10.33.1.1/32, ILM-ID: 18
 RX bytes:0, pkts:0, TX bytes:0, Swapped pkts:0, Popped pkts:0
 Cross connect ix: 1, in intf: - in label: 24320 out-segment ix: 1
 Owner: N/A, Persistent: No, Admin Status: Up, Oper Status: Up
 Out-segment with ix: 1, owner: N/A, Stale: NO, out intf: eth4, out label: 3
 Nexthop addr: 10.33.1.1 cross connect ix: 1, op code: Swap

Owner: ISIS-SR, # of pops: 1, fec: 10.0.1.2/32, ILM-ID: 21
 RX bytes:0, pkts:0, TX bytes:0, Swapped pkts:0, Popped pkts:0
 Cross connect ix: 6, in intf: - in label: 17300 out-segment ix: 4
 Owner: ISIS-SR, Persistent: No, Admin Status: Up, Oper Status: Up
 Out-segment with ix: 4, owner: ISIS-SR, Stale: NO, out intf: eth1, out label:
 16800
 Nexthop addr: 10.1.2.2 cross connect ix: 6, op code: Swap

Owner: ISIS-SR, # of pops: 1, fec: 10.0.1.1/32, ILM-ID: 17
 RX bytes:0, pkts:0, TX bytes:0, Swapped pkts:0, Popped pkts:0
 Cross connect ix: 1, in intf: - in label: 17200 out-segment ix: 0
 Owner: ISIS-SR, Persistent: No, Admin Status: Up, Oper Status: Up
 Out-segment with ix: 0, owner: CLI, Stale: NO, out intf: N/A, out label: N/A
 Nexthop addr: 127.0.0.1 cross connect ix: 1, op code: Pop

Owner: ISIS-SR, # of pops: 1, fec: 10.0.1.11/32, ILM-ID: 23
 RX bytes:0, pkts:0, TX bytes:0, Swapped pkts:0, Popped pkts:0
 Cross connect ix: 3, in intf: - in label: 17100 out-segment ix: 2
 Owner: N/A, Persistent: No, Admin Status: Up, Oper Status: Up
 Out-segment with ix: 2, owner: N/A, Stale: NO, out intf: eth2, out label: 3
 Nexthop addr: 10.11.1.1 cross connect ix: 3, op code: Swap

Owner: ISIS-SR, # of pops: 1, fec: 10.0.1.33/32, ILM-ID: 26
 RX bytes:0, pkts:0, TX bytes:0, Swapped pkts:0, Popped pkts:0
 Cross connect ix: 1, in intf: - in label: 18111 out-segment ix: 1
 Owner: N/A, Persistent: No, Admin Status: Up, Oper Status: Up
 Out-segment with ix: 1, owner: N/A, Stale: NO, out intf: eth4, out label: 3
 Nexthop addr: 10.33.1.1 cross connect ix: 1, op code: Swap

Owner: ISIS-SR, # of pops: 1, fec: 10.0.1.22/32, ILM-ID: 39
 RX bytes:0, pkts:0, TX bytes:0, Swapped pkts:0, Popped pkts:0
 Cross connect ix: 8, in intf: - in label: 17700 out-segment ix: 6
 Owner: N/A, Persistent: No, Admin Status: Up, Oper Status: Up
 Out-segment with ix: 6, owner: N/A, Stale: NO, out intf: eth3, out label: 3

Nextthop addr: 10.22.1.1 cross connect ix: 8, op code: Swap

Owner: ISIS-SR, # of pops: 1, fec: 10.0.1.44/32, ILM-ID: 24

RX bytes:0, pkts:0, TX bytes:0, Swapped pkts:0, Popped pkts:0

Cross connect ix: 9, in intf: - in label: 18555 out-segment ix: 7

Owner: ISIS-SR, Persistent: No, Admin Status: Up, Oper Status: Up

Out-segment with ix: 7, owner: ISIS-SR, Stale: NO, out intf: eth1, out label: 18055

Nextthop addr: 10.1.2.2 cross connect ix: 9, op code: Swap

Owner: LDP, # of pops: 1, fec: 10.0.1.11/32, ILM-ID: 22

RX bytes:0, pkts:0, TX bytes:0, Swapped pkts:0, Popped pkts:0

Cross connect ix: 3, in intf: - in label: 25600 out-segment ix: 2

Owner: N/A, Persistent: No, Admin Status: Up, Oper Status: Up

Out-segment with ix: 2, owner: N/A, Stale: NO, out intf: eth2, out label: 3

Nextthop addr: 10.11.1.1 cross connect ix: 3, op code: Swap

Owner: ISIS-SR, # of pops: 1, fec: 10.1.2.2/32, ILM-ID: 20

RX bytes:0, pkts:0, TX bytes:0, Swapped pkts:0, Popped pkts:0

Cross connect ix: 5, in intf: - in label: 24322 out-segment ix: 3

Owner: N/A, Persistent: No, Admin Status: Up, Oper Status: Up

Out-segment with ix: 3, owner: N/A, Stale: NO, out intf: eth1, out label: 3

Nextthop addr: 10.1.2.2 cross connect ix: 5, op code: Swap

Owner: ISIS-SR, # of pops: 1, fec: 10.11.1.1/32, ILM-ID: 19

RX bytes:0, pkts:0, TX bytes:0, Swapped pkts:0, Popped pkts:0

Cross connect ix: 3, in intf: - in label: 24321 out-segment ix: 2

Owner: N/A, Persistent: No, Admin Status: Up, Oper Status: Up

Out-segment with ix: 2, owner: N/A, Stale: NO, out intf: eth2, out label: 3

Nextthop addr: 10.11.1.1 cross connect ix: 3, op code: Swap

Owner: ISIS-SR, # of pops: 1, fec: 10.22.1.1/32, ILM-ID: 25

RX bytes:0, pkts:0, TX bytes:0, Swapped pkts:0, Popped pkts:0

Cross connect ix: 8, in intf: - in label: 24323 out-segment ix: 6

Owner: N/A, Persistent: No, Admin Status: Up, Oper Status: Up

Out-segment with ix: 6, owner: N/A, Stale: NO, out intf: eth3, out label: 3

Nextthop addr: 10.22.1.1 cross connect ix: 8, op code: Swap

Owner: LDP, # of pops: 1, fec: 10.0.1.33/32, ILM-ID: 28

RX bytes:0, pkts:0, TX bytes:0, Swapped pkts:0, Popped pkts:0

Cross connect ix: 1, in intf: - in label: 25602 out-segment ix: 1

Owner: N/A, Persistent: No, Admin Status: Up, Oper Status: Up

Out-segment with ix: 1, owner: N/A, Stale: NO, out intf: eth4, out label: 3

Nextthop addr: 10.33.1.1 cross connect ix: 1, op code: Swap

Owner: LDP, # of pops: 1, fec: 10.0.1.22/32, ILM-ID: 27
RX bytes:0, pkts:0, TX bytes:0, Swapped pkts:0, Popped pkts:0
Cross connect ix: 8, in intf: - in label: 25601 out-segment ix: 6
Owner: N/A, Persistent: No, Admin Status: Up, Oper Status: Up
Out-segment with ix: 6, owner: N/A, Stale: NO, out intf: eth3, out label: 3
Nexthop addr: 10.22.1.1 cross connect ix: 8, op code: Swap

Owner: LDP, # of pops: 1, fec: 10.1.45.0/24, ILM-ID: 29
RX bytes:0, pkts:0, TX bytes:0, Swapped pkts:0, Popped pkts:0
Cross connect ix: 1, in intf: - in label: 25603 out-segment ix: 1
Owner: N/A, Persistent: No, Admin Status: Up, Oper Status: Up
Out-segment with ix: 1, owner: N/A, Stale: NO, out intf: eth4, out label: 3
Nexthop addr: 10.33.1.1 cross connect ix: 1, op code: Swap

Owner: LDP, # of pops: 1, fec: 10.0.1.22/32, ILM-ID: 34
RX bytes:0, pkts:0, TX bytes:0, Swapped pkts:0, Popped pkts:0
Cross connect ix: 8, in intf: - in label: 25608 out-segment ix: 6
Owner: N/A, Persistent: No, Admin Status: Up, Oper Status: Up
Out-segment with ix: 6, owner: N/A, Stale: NO, out intf: eth3, out label: 3
Nexthop addr: 10.22.1.1 cross connect ix: 8, op code: Swap

Owner: LDP, # of pops: 1, fec: 10.0.1.2/32, ILM-ID: 32
RX bytes:0, pkts:0, TX bytes:0, Swapped pkts:0, Popped pkts:0
Cross connect ix: 5, in intf: - in label: 25606 out-segment ix: 3
Owner: N/A, Persistent: No, Admin Status: Up, Oper Status: Up
Out-segment with ix: 3, owner: N/A, Stale: NO, out intf: eth1, out label: 3
Nexthop addr: 10.1.2.2 cross connect ix: 5, op code: Swap

Owner: LDP, # of pops: 1, fec: 10.33.44.0/30, ILM-ID: 31
RX bytes:0, pkts:0, TX bytes:0, Swapped pkts:0, Popped pkts:0
Cross connect ix: 1, in intf: - in label: 25605 out-segment ix: 1
Owner: N/A, Persistent: No, Admin Status: Up, Oper Status: Up
Out-segment with ix: 1, owner: N/A, Stale: NO, out intf: eth4, out label: 3
Nexthop addr: 10.33.1.1 cross connect ix: 1, op code: Swap

Owner: LDP, # of pops: 1, fec: 10.0.1.11/32, ILM-ID: 33
RX bytes:0, pkts:0, TX bytes:0, Swapped pkts:0, Popped pkts:0
Cross connect ix: 3, in intf: - in label: 25607 out-segment ix: 2
Owner: N/A, Persistent: No, Admin Status: Up, Oper Status: Up
Out-segment with ix: 2, owner: N/A, Stale: NO, out intf: eth2, out label: 3
Nexthop addr: 10.11.1.1 cross connect ix: 3, op code: Swap

Owner: LDP, # of pops: 1, fec: 10.11.22.0/30, ILM-ID: 36

```
RX bytes:0, pkts:0, TX bytes:0, Swapped pkts:0, Popped pkts:0
Cross connect ix: 1, in intf: - in label: 25610 out-segment ix: 0
Owner: LDP, Persistent: No, Admin Status: Up, Oper Status: Up
Out-segment with ix: 0, owner: CLI, Stale: NO, out intf: N/A, out label: N/A
Nexthop addr: 127.0.0.1          cross connect ix: 1, op code: Pop
```

```
Owner: LDP, # of pops: 1, fec: 10.11.2.0/30, ILM-ID: 35
RX bytes:0, pkts:0, TX bytes:0, Swapped pkts:0, Popped pkts:0
Cross connect ix: 5, in intf: - in label: 25609 out-segment ix: 3
Owner: N/A, Persistent: No, Admin Status: Up, Oper Status: Up
Out-segment with ix: 3, owner: N/A, Stale: NO, out intf: eth1, out label: 3
Nexthop addr: 10.1.2.2          cross connect ix: 5, op code: Swap
```

```
Owner: LDP, # of pops: 1, fec: 10.22.2.0/30, ILM-ID: 37
RX bytes:0, pkts:0, TX bytes:0, Swapped pkts:0, Popped pkts:0
Cross connect ix: 5, in intf: - in label: 25611 out-segment ix: 3
Owner: N/A, Persistent: No, Admin Status: Up, Oper Status: Up
Out-segment with ix: 3, owner: N/A, Stale: NO, out intf: eth1, out label: 3
Nexthop addr: 10.1.2.2          cross connect ix: 5, op code: Swap
```

```
Owner: LDP, # of pops: 1, fec: 10.44.2.0/30, ILM-ID: 38
RX bytes:0, pkts:0, TX bytes:0, Swapped pkts:0, Popped pkts:0
Cross connect ix: 5, in intf: - in label: 25612 out-segment ix: 3
Owner: N/A, Persistent: No, Admin Status: Up, Oper Status: Up
Out-segment with ix: 3, owner: N/A, Stale: NO, out intf: eth1, out label: 3
Nexthop addr: 10.1.2.2          cross connect ix: 5, op code: Swap
```

```
P1#show mpls out-segment-table
```

```
Out-segment with ix: 2, owner: N/A, Stale: NO, out intf: eth2, out label: 3
Nexthop addr: 10.11.1.1          cross connect ix: 3, op code: Push
```

```
TX bytes:0, pkts:0, error pkts:0, discard pkts:0
```

```
Out-segment with ix: 4, owner: ISIS-SR, Stale: NO, out intf: eth1, out label:
16800
Nexthop addr: 10.1.2.2          cross connect ix: 6, op code: Push
```

```
TX bytes:0, pkts:0, error pkts:0, discard pkts:0
```

```
Out-segment with ix: 3, owner: N/A, Stale: NO, out intf: eth1, out label: 3
Nexthop addr: 10.1.2.2          cross connect ix: 5, op code: Push
```

```
TX bytes:0, pkts:0, error pkts:0, discard pkts:0
```

Out-segment with ix: 5, owner: LDP, Stale: NO, out intf: eth1, out label: 25602
Nexthop addr: 10.1.2.2 cross connect ix: 7, op code: Push

TX bytes:0, pkts:0, error pkts:0, discard pkts:0

18055 Out-segment with ix: 7, owner: ISIS-SR, Stale: NO, out intf: eth1, out label:
Nexthop addr: 10.1.2.2 cross connect ix: 9, op code: Push

TX bytes:0, pkts:0, error pkts:0, discard pkts:0

Out-segment with ix: 8, owner: LDP, Stale: NO, out intf: eth1, out label: 25603
Nexthop addr: 10.1.2.2 cross connect ix: 10, op code: Push

TX bytes:0, pkts:0, error pkts:0, discard pkts:0

Out-segment with ix: 1, owner: N/A, Stale: NO, out intf: eth4, out label: 3
Nexthop addr: 10.33.1.1 cross connect ix: 1, op code: Push

TX bytes:0, pkts:0, error pkts:0, discard pkts:0

Out-segment with ix: 6, owner: N/A, Stale: NO, out intf: eth3, out label: 3
Nexthop addr: 10.22.1.1 cross connect ix: 8, op code: Push

TX bytes:0, pkts:0, error pkts:0, discard pkts:0

Out-segment with ix: 11, owner: LDP, Stale: NO, out intf: eth4, out label: 24968
Nexthop addr: 10.33.1.1 cross connect ix: 10, op code: Push

TX bytes:0, pkts:0, error pkts:0, discard pkts:0

Out-segment with ix: 10, owner: LDP, Stale: NO, out intf: eth4, out label: 24967
Nexthop addr: 10.33.1.1 cross connect ix: 7, op code: Push

TX bytes:0, pkts:0, error pkts:0, discard pkts:0

CHAPTER 6 Configuring OSPF Intra-Area Segment Routing

This chapter shows how to configure segment routing between routers in the same area.

The segment routing capabilities of a router are advertised to other routers through the Router Information opaque LSA.

Prefix SIDs are advertised through the Extended Prefix opaque LSA which supports multiple Extended Prefix TLVs containing subTLVs to carry the prefix and corresponding SID information.

Topology

Figure 6-4 shows the configuration required to enable OSPF segment routing at a global level and configure a prefix SID at the interface level.

You can configure a prefix SID on any router directly attached to that network prefix. In most cases configuring only one router is sufficient. If a prefix SID with the same prefix is configured on different routers, IP Infusion Inc. recommends that all SID values be the same.

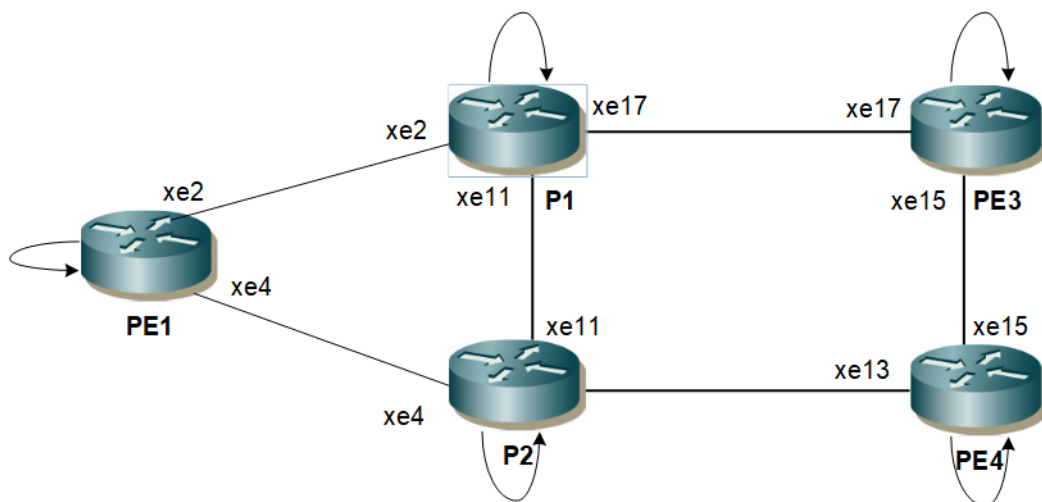


Figure 6-4: OSPF Intra-Area Segment Routing Topology

Note: You must ensure that prefix SIDs are globally unique. Do not configure the same SID on different prefixes.

PE1

PE1#configure terminal	Enter configure mode.
PE1(config)#int xe2	Enter interface mode.
PE1(config-if)#ip address 10.11.1.1/30	Configure the IP address of the interface.
PE1(config-if)#label-switching	Enable label switching.
R2(config-if)#exit	Exit interface mode.
PE1(config)#int xe4	Enter interface mode.
PE1(config-if)#ip address 10.11.2.1/30	Configure the IP address of the interface.

PE1 (config-if)#label-switching	Enable label switching.
PE1 (config-if)#exit	Exit interface mode.
PE1 (config)#int lo	Enter interface mode.
PE1 (config-if)#ip address 10.0.1.11/32 secondary	Configure the IP address of the interface.
PE1 (config-if)#prefix-sid absolute 16000 no-php	Assign the prefix sid values
PE1 (config-if)#exit	Exit interface mode.
PE1 (config)#router ospf 1	Enter OSPF router mode for process ID 1.
PE1 (config-router)#router-id 10.0.1.11	Set the router-id
PE1 (config-router)#network 10.0.1.11/32 area 0.0.0.0	Advertise the lo interface in OSPF area 0.
PE1 (config-router)#network 10.11.1.0/30 area 0.0.0.0	Advertise the xe2 interface in OSPF area 0.
PE1 (config-router)#network 10.11.2.0/30 area 0.0.0.0	Advertise the xe4 interface in OSPF area 0.
PE1 (config-router)#ospf segment-routing global block 16000 23999	Enable SRGB range under OSPF process.
PE1 (config-router)#segment-routing mpls	Enable segment routing for the OSPF process.
PE1 (config-if)#exit	Exit interface mode.
PE1 (config)#commit	Commit the candidate configuration to the running configuration.

P1

P1#configure terminal	Enter configure mode.
P1 (config)#int lo	Enter interface mode.
P1 (config-if)#ip address 10.0.1.1/32 secondary	Configure the IP address of the interface.
P1 (config-if)#prefix-sid index 1000 no-php	Set the SID value.
P1 (config-if)#exit	Exit interface mode.
P1 (config)#int xe2	Enter interface mode.
P1 (config-if)#ip address 10.11.1.2/30	Configure the IP address of the interface.
P1 (config-if)#label-switching	Enable label switching.
P1 (config-if)#exit	Exit interface mode.
P1 (config)#int xel1	Enter interface mode.
P1 (config-if)#ip address 10.1.1.1/30	Configure the IP address of the loopback interface.
P1 (nfig-if)#label-switching	Enable label switching
P1 (config-if)#exit	Exit interface mode.
P1 (config)#int xe17	Enter interface mode.
P1 (config-if)#ip address 10.33.1.2/30	Configure the IP address of the loopback interface.
P1 (nfig-if)#label-switching	Enable label switching

P1 (config-if)#exit	Exit interface mode.
P1 (config)#router ospf 1	Enter OSPF router mode for process ID 1.
P1 (config-router)#router-id 10.0.1.1	Set the router-id
P1 (config-router)#network 10.0.1.1/32 area 0.0.0.0	Advertise the lo interface in OSPF area 0.
P1 (config-router)#network 10.1.1.0/30 area 0.0.0.0	Advertise the xe2 interface in OSPF area 0.
P1 (config-router)#network 10.11.1.0/30 area 0.0.0.0	Advertise the xe11 interface in OSPF area 0.
P1 (config-router)#network 10.33.1.0/30 area 0.0.0.0	Advertise the xe17 interface in OSPF area 0.
P1 (config)#ospf segment-routing global block 16000 23999	Enable SRGB range under OSPF process.
P1 (config-router)#segment-routing mpls	Enable segment routing for the OSPF process.
P1 (config-if)#exit	Exit interface mode.
P1 (config)#commit	Commit the candidate configuration to the running configuration.

P2

P2#configure terminal	Enter configure mode.
P2 (config)#int lo	Enter interface mode.
P2 (config-if)#ip address 10.0.1.2/32 secondary	Configure the IP address of the interface.
P2 (config-if)#prefix-sid index 2000 no- php	Enable label switching.
P2 (config-if)#exit	Exit interface mode.
P2 (config)#int xe4	Enter interface mode.
P2 (config-if)#ip address 10.11.2.2/30	Configure the IP address of the interface.
P2 (config-if)#label-switching	Enable label switching.
P2 (config-if)#exit	Exit interface mode.
P2 (config)#int xel1	Enter interface mode.
P2 (config-if)#ip address 10.1.1.2/30	Configure the IP address of the loopback interface.
P2 (config-if)#label-switching	Enable label switching.
P2 (config-if)#exit	Exit interface mode.
P2 (config)#int xe13	Enter interface mode.
P2 (config-if)#ip address 10.44.2.2/30	Configure the IP address of the loopback interface.
P2 (config-if)#label-switching	Enable label switching.
P2 (config-if)#exit	Exit interface mode.
P2 (config)#router ospf 1	Enter OSPF router mode for process ID 1.
P2 (config-router)#router-id 10.0.1.2	Advertise the router-id.
P2 (config-router)#network 10.0.1.2/32 area 0.0.0.0	Advertise the lo interface in OSPF area 0.

P2(config-router)#network 10.1.1.0/30 area 0.0.0.0	Advertise the xe11 interface in OSPF area 0.
P2(config-router)#network 10.11.2.0/30 area 0.0.0.0	Advertise the xe4 interface in OSPF area 0.
P2(config-router)#network 10.44.2.0/30 area 0.0.0.0	Advertise the xe13 interface in OSPF area 0.
P2(config)#ospf segment-routing global block 16000 23999	Enable SRGB range under OSPF process.
P2(config-router)#segment-routing mpls	Enable segment routing for the OSPF process.
P2(config-if)#exit	Exit interface mode.
P2(config)#commit	Commit the candidate configuration to the running configuration.

PE3

PE3#configure terminal	Enter configure mode.
PE3(config)#int lo	Enter interface mode.
PE3(config-if)#ip address 10.0.1.33/32 secondary	Configure the IP address of the interface.
PE3(config-if)#prefix-sid absolute 19000 no-php	Enable label switching.
PE3(config-if)#exit	Exit interface mode.
PE3(config)#int xe15	Enter interface mode.
PE3(config-if)#ip address 10.33.44.1/ 30	Configure the IP address of the loopback interface.
PE3(config-if)#label-switching	Enable Label switching
PE3(config-if)#exit	Exit interface mode.
PE3(config)#int xe17	Enter interface mode.
PE3(config-if)#ip address 10.33.1.1/30	Configure the IP address of the loopback interface.
PE3(config-if)#label-switching	Enable Label switching
PE3(config-if)#exit	Exit interface mode.
PE3(config)#router ospf 1	Enter OSPF router mode for process ID 1.
PE3(config-router)#router-id 10.0.1.33	Advertise the router-id..
PE3(config-router)#network 10.0.1.33/ 32 area 0.0.0.0	Advertise the lo interface in OSPF area 0.
PE3(config-router)#network 10.33.1.0/ 30 area 0.0.0.0	Advertise the xe15 interface in OSPF area 0.
PE3(config-router)#network 10.33.44.0/ 30 area 0.0.0.0	Advertise the xe17 interface in OSPF area 0.
PE3(config-router)#ospf segment- routing global block 16000 23999	Enable SRGB range under OSPF process.
PE3(config-router)#segment-routing mpls	Enable segment routing for OSPF process.
PE3(config-if)#exit	Exit interface mode.
PE3(config)#commit	Commit the candidate configuration to the running configuration.

PE4

PE4#configure terminal	Enter configure mode
PE4(config)#int lo	Enter interface mode.
PE4(config-if)#ip address 10.0.1.44/32 secondary	Configure the IP address of the interface.
PE4(config-if)#prefix-sid absolute 20000 no-php	Enable label switching.
PE4(config-if)#exit	Exit interface mode.
PE4(config)#int xe13	Enter interface mode.
PE4(config-if)#ip address 10.44.2.1/30	Configure the IP address of the loopback interface.
PE4(config-if)#label-switching	Enable Label switching
PE4(config-if)#exit	Exit interface mode.
PE4(config)#int xe15	Enter interface mode.
PE4(config-if)#ip address 10.33.44.2/30	Configure the IP address of the loopback interface.
PE4(config-if)#label-switching	Enable Label switching
PE4(config-if)#exit	Exit interface mode.
PE4(config)#router ospf 1	Enter OSPF router mode for process ID 1.
PE4(config-router)#router-id 10.0.1.44	Advertise the router-id..
PE4(config-router)#network 10.0.1.44/32 area 0.0.0.0	Advertise the lo interface in OSPF area 0.
PE4(config-router)#network 10.33.44.0/30 area 0.0.0.0	Advertise the xe13 interface in OSPF area 0.
PE4(config-router)#network 10.44.2.0/30 area 0.0.0.0	Advertise the xe15 interface in OSPF area 0.
PE4(config-router)#ospf segment-routing global block 16000 23999	Enable SRGB range under OSPF process.
PE4(config-router)#segment-routing mpls	Enable segment routing for OSPF process.
PE4(config-if)#exit	Exit interface mode.
PE4(config)#commit	Commit the candidate configuration to the running configuration.

Validation

Validation 1

Verify OSPF neighbor adjacency between all 5 routers.

```
PE1#show ip ospf neighbor
```

```
Total number of full neighbors: 2
OSPF process 1 VRF(default):
```


Neighbor ID	Pri	State	Dead Time	Address	Interface	Instance ID
10.0.1.1	1	Full/Backup	00:00:32	10.11.1.2	xe2	0
10.0.1.2	1	Full/Backup	00:00:37	10.11.2.2	xe4	0

P1#show ip ospf neighbor

Total number of full neighbors: 3
 OSPF process 1 VRF(default):

Neighbor ID	Pri	State	Dead Time	Address	Interface	Instance ID
10.0.1.2	1	Full/Backup	00:00:29	10.1.1.2	xe11	0
10.0.1.11	1	Full/DR	00:00:37	10.11.1.1	xe2	0
10.0.1.33	1	Full/Backup	00:00:35	10.33.1.1	xe17	0

P2#show ip ospf neighbor

Total number of full neighbors: 3
 OSPF process 1 VRF(default):

Neighbor ID	Pri	State	Dead Time	Address	Interface	Instance ID
10.0.1.1	1	Full/DR	00:00:28	10.1.1.1	xe11	0
10.0.1.11	1	Full/DR	00:00:34	10.11.2.1	xe4	0
10.0.1.44	1	Full/Backup	00:00:34	10.44.2.1	xe13	0

PE3#show ip ospf neighbor

Total number of full neighbors: 2
 OSPF process 1 VRF(default):

Neighbor ID	Pri	State	Dead Time	Address	Interface	Instance ID
10.0.1.1	1	Full/DR	00:00:31	10.33.1.2	xe17	0
10.0.1.44	1	Full/Backup	00:00:29	10.33.44.2	xe15	0

PE4#show ip ospf neighbor

Total number of full neighbors: 2
 OSPF process 1 VRF(default):

Neighbor ID	Pri	State	Dead Time	Address	Interface	Instance ID
10.0.1.33	1	Full/DR	00:00:38	10.33.44.1	xe15	0
10.0.1.2	1	Full/DR	00:00:37	10.44.2.2	xe13	0

Validation 2

Verify that segment routing is enabled and that prefix SIDs are announced to other routers via OSPF opaque LSAs.

Verify that labels are in the MPLS forwarding table and that prefix SIDs are installed. Verify the same in FTN and ILM tables.

PE1#show mpls forwarding-table

Codes: > - installed FTN, * - selected FTN, p - stale FTN,
 B - BGP FTN, K - CLI FTN, t - tunnel, P - SR Policy FTN,
 L - LDP FTN, R - RSVP-TE FTN, S - SNMP FTN, I - IGP-Shortcut,
 U - unknown FTN, O - SR-OSPF FTN, i - SR-ISIS FTN, k - SR-CLI FTN

Code	FEC	FTN-ID	Tunnel-id	Pri	LSP-Type	Out-Label	Out-Intf	ELC	NextHop
O>	10.0.1.1/32	1	0	Yes	LSP_DEFAULT	17000	xe2	No	10.11.1.2
O>	10.0.1.2/32	2	0	Yes	LSP_DEFAULT	18000	xe4	No	10.11.2.2

```
O> 10.0.1.33/32      3      0      Yes  LSP_DEFAULT  19000      xe2      No      10.11.1.2
O> 10.0.1.44/32      4      0      Yes  LSP_DEFAULT  20000      xe4      No      10.11.2.2
```

P1#show mpls forwarding-table

Codes: > - installed FTN, * - selected FTN, p - stale FTN,
 B - BGP FTN, K - CLI FTN, t - tunnel, P - SR Policy FTN,
 L - LDP FTN, R - RSVP-TE FTN, S - SNMP FTN, I - IGP-Shortcut,
 U - unknown FTN, O - SR-OSPF FTN, i - SR-ISIS FTN, k - SR-CLI FTN

Code	FEC	FTN-ID	Tunnel-id	Pri	LSP-Type	Out-Label	Out-Intf	ELC	Nexthop
O>	10.0.1.2/32	2	0	Yes	LSP_DEFAULT	18000	xe11	No	10.1.1.2
O>	10.0.1.11/32	1	0	Yes	LSP_DEFAULT	16000	xe2	No	10.11.1.1
O>	10.0.1.33/32	3	0	Yes	LSP_DEFAULT	19000	xe17	No	10.33.1.1
O>	10.0.1.44/32	4	0	Yes	LSP_DEFAULT	20000	xe11	No	10.1.1.2

P2#show mpls forwarding-table

Codes: > - installed FTN, * - selected FTN, p - stale FTN,
 B - BGP FTN, K - CLI FTN, t - tunnel, P - SR Policy FTN,
 L - LDP FTN, R - RSVP-TE FTN, S - SNMP FTN, I - IGP-Shortcut,
 U - unknown FTN, O - SR-OSPF FTN, i - SR-ISIS FTN, k - SR-CLI FTN

Code	FEC	FTN-ID	Tunnel-id	Pri	LSP-Type	Out-Label	Out-Intf	ELC	Nexthop
O>	10.0.1.1/32	1	0	Yes	LSP_DEFAULT	17000	xe11	No	10.1.1.1
O>	10.0.1.11/32	2	0	Yes	LSP_DEFAULT	16000	xe4	No	10.11.2.1
O>	10.0.1.33/32	3	0	Yes	LSP_DEFAULT	19000	xe13	No	10.44.2.1
O>	10.0.1.44/32	4	0	Yes	LSP_DEFAULT	20000	xe13	No	10.44.2.1

PE3#show mpls forwarding-table

Codes: > - installed FTN, * - selected FTN, p - stale FTN,
 B - BGP FTN, K - CLI FTN, t - tunnel, P - SR Policy FTN,
 L - LDP FTN, R - RSVP-TE FTN, S - SNMP FTN, I - IGP-Shortcut,
 U - unknown FTN, O - SR-OSPF FTN, i - SR-ISIS FTN, k - SR-CLI FTN

Code	FEC	FTN-ID	Tunnel-id	Pri	LSP-Type	Out-Label	Out-Intf	ELC	Nexthop
O>	10.0.1.1/32	1	0	Yes	LSP_DEFAULT	17000	xe17	No	10.33.1.2
O>	10.0.1.2/32	2	0	Yes	LSP_DEFAULT	18000	xe17	No	10.33.1.2
O>	10.0.1.11/32	3	0	Yes	LSP_DEFAULT	16000	xe17	No	10.33.1.2
O>	10.0.1.44/32	4	0	Yes	LSP_DEFAULT	20000	xe15	No	10.33.44.2

PE4#show mpls forwarding-table

Codes: > - installed FTN, * - selected FTN, p - stale FTN,
 B - BGP FTN, K - CLI FTN, t - tunnel, P - SR Policy FTN,
 L - LDP FTN, R - RSVP-TE FTN, S - SNMP FTN, I - IGP-Shortcut,
 U - unknown FTN, O - SR-OSPF FTN, i - SR-ISIS FTN, k - SR-CLI FTN

Code	FEC	FTN-ID	Tunnel-id	Pri	LSP-Type	Out-Label	Out-Intf	ELC	Nexthop
O>	10.0.1.1/32	1	0	Yes	LSP_DEFAULT	17000	xe13	No	10.44.2.2
O>	10.0.1.2/32	2	0	Yes	LSP_DEFAULT	18000	xe13	No	10.44.2.2
O>	10.0.1.11/32	3	0	Yes	LSP_DEFAULT	16000	xe13	No	10.44.2.2
O>	10.0.1.33/32	4	0	Yes	LSP_DEFAULT	19000	xe15	No	10.33.44.1

In the forwarding tables above, the configured prefix SIDs are in the Out-Label column which is expected and is global across the topology. The swap happens in between nodes with this prefix SID and there is no local labelling.

Also verify the ILM and FTN tables.

PE1#show mpls ftn-table

```
Primary FTN entry with FEC: 10.0.1.1/32, id: 1, row status: Active
Owner: OSPF-SR, distance: 110, Action-type: Redirect to Tunnel, Exp-bits: 0x0, Incoming DSCP: none
Tunnel id: 0, Protected LSP id: 0, QoS Resource id: 0, Description: N/A
Cross connect ix: 2, in intf: - in label: 0 out-segment ix: 2
Owner: OSPF-SR, Persistent: No, Admin Status: Up, Oper Status: Up
Out-segment with ix: 2, owner: OSPF-SR, Stale: NO, out intf: xe2, out label: 17000
Nexthop addr: 10.11.1.2 cross connect ix: 2, op code: Push
```

```

Primary FTN entry with FEC: 10.0.1.2/32, id: 2, row status: Active
Owner: OSPF-SR, distance: 110, Action-type: Redirect to Tunnel, Exp-bits: 0x0, Incoming DSCP: none
Tunnel id: 0, Protected LSP id: 0, QoS Resource id: 0, Description: N/A
Cross connect ix: 4, in intf: - in label: 0 out-segment ix: 5
Owner: OSPF-SR, Persistent: No, Admin Status: Up, Oper Status: Up
Out-segment with ix: 5, owner: OSPF-SR, Stale: NO, out intf: xe4, out label: 18000
Nexthop addr: 10.11.2.2 cross connect ix: 4, op code: Push
    
```

```

Primary FTN entry with FEC: 10.0.1.33/32, id: 3, row status: Active
Owner: OSPF-SR, distance: 110, Action-type: Redirect to Tunnel, Exp-bits: 0x0, Incoming DSCP: none
Tunnel id: 0, Protected LSP id: 0, QoS Resource id: 0, Description: N/A
Cross connect ix: 5, in intf: - in label: 0 out-segment ix: 7
Owner: OSPF-SR, Persistent: No, Admin Status: Up, Oper Status: Up
Out-segment with ix: 7, owner: OSPF-SR, Stale: NO, out intf: xe2, out label: 19000
Nexthop addr: 10.11.1.2 cross connect ix: 5, op code: Push
    
```

```

Primary FTN entry with FEC: 10.0.1.44/32, id: 4, row status: Active
Owner: OSPF-SR, distance: 110, Action-type: Redirect to Tunnel, Exp-bits: 0x0, Incoming DSCP: none
Tunnel id: 0, Protected LSP id: 0, QoS Resource id: 0, Description: N/A
Cross connect ix: 7, in intf: - in label: 0 out-segment ix: 11
Owner: OSPF-SR, Persistent: No, Admin Status: Up, Oper Status: Up
Out-segment with ix: 11, owner: OSPF-SR, Stale: NO, out intf: xe4, out label: 20000
Nexthop addr: 10.11.2.2 cross connect ix: 7, op code: Push
    
```

PE1#show mpls ilm-table

```

Codes: > - installed ILM, * - selected ILM, p - stale ILM
K - CLI ILM, T - MPLS-TP, s - Stitched ILM
S - SNMP, L - LDP, R - RSVP, C - CRLDP
B - BGP, K - CLI, V - LDP_VC, I - IGP_SHORTCUT
O - OSPF/OSPF6 SR, i - ISIS SR, k - SR CLI
P - SR Policy, U - unknown
    
```

Code	FEC/VRF/L2CKT	ILM-ID	In-Label	Out-Label	In-Intf	Out-Intf/VRF	Nexthop	LSP-Type
O>	10.0.1.2/32	5	18000	18000	N/A	xe4	10.11.2.2	LSP_DEFAULT
O>	10.0.1.1/32	3	17000	17000	N/A	xe2	10.11.1.2	LSP_DEFAULT
O>	10.0.1.11/32	1	16000	Nolabel	N/A	N/A	127.0.0.1	LSP_DEFAULT
O>	10.11.1.2/32	2	24320	3	N/A	xe2	10.11.1.2	LSP_DEFAULT
O>	10.0.1.33/32	6	19000	19000	N/A	xe2	10.11.1.2	LSP_DEFAULT
O>	10.0.1.44/32	7	20000	20000	N/A	xe4	10.11.2.2	LSP_DEFAULT
O>	10.11.2.2/32	4	24321	3	N/A	xe4	10.11.2.2	LSP_DEFAULT

Here, the ILM Entry for In-Label 24320 is for the adjacency SID. The rest of the entries are for the prefix SID.

P1#show mpls ftn-table

```

Primary FTN entry with FEC: 10.0.1.2/32, id: 2, row status: Active
Owner: OSPF-SR, distance: 110, Action-type: Redirect to Tunnel, Exp-bits: 0x0, Incoming DSCP: none
Tunnel id: 0, Protected LSP id: 0, QoS Resource id: 0, Description: N/A
Cross connect ix: 4, in intf: - in label: 0 out-segment ix: 5
Owner: OSPF-SR, Persistent: No, Admin Status: Up, Oper Status: Up
Out-segment with ix: 5, owner: OSPF-SR, Stale: NO, out intf: xe11, out label: 18000
Nexthop addr: 10.1.1.2 cross connect ix: 4, op code: Push
    
```

```

Primary FTN entry with FEC: 10.0.1.11/32, id: 1, row status: Active
Owner: OSPF-SR, distance: 110, Action-type: Redirect to Tunnel, Exp-bits: 0x0, Incoming DSCP: none
Tunnel id: 0, Protected LSP id: 0, QoS Resource id: 0, Description: N/A
Cross connect ix: 1, in intf: - in label: 0 out-segment ix: 1
Owner: OSPF-SR, Persistent: No, Admin Status: Up, Oper Status: Up
Out-segment with ix: 1, owner: OSPF-SR, Stale: NO, out intf: xe2, out label: 16000
Nexthop addr: 10.11.1.1 cross connect ix: 1, op code: Push
    
```

Primary FTN entry with FEC: 10.0.1.33/32, id: 3, row status: Active
 Owner: OSPF-SR, distance: 110, Action-type: Redirect to Tunnel, Exp-bits: 0x0, Incoming DSCP: none
 Tunnel id: 0, Protected LSP id: 0, QoS Resource id: 0, Description: N/A
 Cross connect ix: 5, in intf: - in label: 0 out-segment ix: 7
 Owner: OSPF-SR, Persistent: No, Admin Status: Up, Oper Status: Up
 Out-segment with ix: 7, owner: OSPF-SR, Stale: NO, out intf: xe17, out label: 19000
 Nexthop addr: 10.33.1.1 cross connect ix: 5, op code: Push

Primary FTN entry with FEC: 10.0.1.44/32, id: 4, row status: Active
 Owner: OSPF-SR, distance: 110, Action-type: Redirect to Tunnel, Exp-bits: 0x0, Incoming DSCP: none
 Tunnel id: 0, Protected LSP id: 0, QoS Resource id: 0, Description: N/A
 Cross connect ix: 8, in intf: - in label: 0 out-segment ix: 12
 Owner: OSPF-SR, Persistent: No, Admin Status: Up, Oper Status: Up
 Out-segment with ix: 12, owner: OSPF-SR, Stale: NO, out intf: xe11, out label: 20000
 Nexthop addr: 10.1.1.2 cross connect ix: 8, op code: Push

P1#show mpls ilm-table

Codes: > - installed ILM, * - selected ILM, p - stale ILM
 K - CLI ILM, T - MPLS-TP, s - Stitched ILM
 S - SNMP, L - LDP, R - RSVP, C - CRLDP
 B - BGP, K - CLI, V - LDP_VC, I - IGP_SHORTCUT
 O - OSPF/OSPF6 SR, i - ISIS SR, k - SR CLI
 P - SR Policy, U - unknown

Code	FEC/VRF/L2CKT	ILM-ID	In-Label	Out-Label	In-Intf	Out-Intf/VRF	Nexthop	LSP-Type
O>	10.0.1.2/32	5	18000	18000	N/A	xe11	10.1.1.2	LSP_DEFAULT
O>	10.0.1.1/32	3	17000	NoLabel	N/A	N/A	127.0.0.1	LSP_DEFAULT
O>	10.0.1.11/32	1	16000	16000	N/A	xe2	10.11.1.1	LSP_DEFAULT
O>	10.11.1.1/32	2	24320	3	N/A	xe2	10.11.1.1	LSP_DEFAULT
O>	10.0.1.33/32	6	19000	19000	N/A	xe17	10.33.1.1	LSP_DEFAULT
O>	10.0.1.44/32	8	20000	20000	N/A	xe11	10.1.1.2	LSP_DEFAULT
O>	10.1.1.2/32	4	24321	3	N/A	xe11	10.1.1.2	LSP_DEFAULT
O>	10.33.1.1/32	7	24322	3	N/A	xe17	10.33.1.1	LSP_DEFAULT

P2#show mpls ftn-table

Primary FTN entry with FEC: 10.0.1.1/32, id: 1, row status: Active
 Owner: OSPF-SR, distance: 110, Action-type: Redirect to Tunnel, Exp-bits: 0x0, Incoming DSCP: none
 Tunnel id: 0, Protected LSP id: 0, QoS Resource id: 0, Description: N/A
 Cross connect ix: 1, in intf: - in label: 0 out-segment ix: 1
 Owner: OSPF-SR, Persistent: No, Admin Status: Up, Oper Status: Up
 Out-segment with ix: 1, owner: OSPF-SR, Stale: NO, out intf: xe11, out label: 17000
 Nexthop addr: 10.1.1.1 cross connect ix: 1, op code: Push

Primary FTN entry with FEC: 10.0.1.11/32, id: 2, row status: Active
 Owner: OSPF-SR, distance: 110, Action-type: Redirect to Tunnel, Exp-bits: 0x0, Incoming DSCP: none
 Tunnel id: 0, Protected LSP id: 0, QoS Resource id: 0, Description: N/A
 Cross connect ix: 4, in intf: - in label: 0 out-segment ix: 6
 Owner: OSPF-SR, Persistent: No, Admin Status: Up, Oper Status: Up
 Out-segment with ix: 6, owner: OSPF-SR, Stale: NO, out intf: xe4, out label: 16000
 Nexthop addr: 10.11.2.1 cross connect ix: 4, op code: Push

Primary FTN entry with FEC: 10.0.1.33/32, id: 3, row status: Active
 Owner: OSPF-SR, distance: 110, Action-type: Redirect to Tunnel, Exp-bits: 0x0, Incoming DSCP: none
 Tunnel id: 0, Protected LSP id: 0, QoS Resource id: 0, Description: N/A
 Cross connect ix: 7, in intf: - in label: 0 out-segment ix: 11
 Owner: OSPF-SR, Persistent: No, Admin Status: Up, Oper Status: Up
 Out-segment with ix: 11, owner: OSPF-SR, Stale: NO, out intf: xe13, out label: 19000
 Nexthop addr: 10.44.2.1 cross connect ix: 7, op code: Push

```

Primary FTN entry with FEC: 10.0.1.44/32, id: 4, row status: Active
Owner: OSPF-SR, distance: 110, Action-type: Redirect to Tunnel, Exp-bits: 0x0, Incoming DSCP: none
Tunnel id: 0, Protected LSP id: 0, QoS Resource id: 0, Description: N/A
Cross connect ix: 5, in intf: - in label: 0 out-segment ix: 7
  Owner: OSPF-SR, Persistent: No, Admin Status: Up, Oper Status: Up
  Out-segment with ix: 7, owner: OSPF-SR, Stale: NO, out intf: xe13, out label: 20000
Nexthop addr: 10.44.2.1      cross connect ix: 5, op code: Push
  
```

P2#show mpls ilm-table

```

Codes: > - installed ILM, * - selected ILM, p - stale ILM
      K - CLI ILM, T - MPLS-TP, s - Stitched ILM
      S - SNMP, L - LDP, R - RSVP, C - CRLDP
      B - BGP, K - CLI, V - LDP_VC, I - IGP_SHORTCUT
      O - OSPF/OSPF6 SR, i - ISIS SR, k - SR CLI
      P - SR Policy, U - unknown
  
```

Code	FEC/VRF/L2CKT	ILM-ID	In-Label	Out-Label	In-Intf	Out-Intf/VRF	Nexthop	LSP-Type
O>	10.0.1.2/32	5	18000	Nolabel	N/A	N/A	127.0.0.1	LSP_DEFAULT
O>	10.0.1.1/32	1	17000	17000	N/A	xe11	10.1.1.1	LSP_DEFAULT
O>	10.0.1.11/32	2	16000	16000	N/A	xe4	10.11.2.1	LSP_DEFAULT
O>	10.1.1.1/32	3	24320	3	N/A	xe11	10.1.1.1	LSP_DEFAULT
O>	10.0.1.33/32	6	19000	19000	N/A	xe13	10.44.2.1	LSP_DEFAULT
O>	10.0.1.44/32	7	20000	20000	N/A	xe13	10.44.2.1	LSP_DEFAULT
O>	10.11.2.1/32	4	24321	3	N/A	xe4	10.11.2.1	LSP_DEFAULT
O>	10.44.2.1/32	8	24322	3	N/A	xe13	10.44.2.1	LSP_DEFAULT

PE3#show mpls ftn-table

```

Primary FTN entry with FEC: 10.0.1.1/32, id: 1, row status: Active
Owner: OSPF-SR, distance: 110, Action-type: Redirect to Tunnel, Exp-bits: 0x0, Incoming DSCP: none
Tunnel id: 0, Protected LSP id: 0, QoS Resource id: 0, Description: N/A
Cross connect ix: 1, in intf: - in label: 0 out-segment ix: 1
  Owner: OSPF-SR, Persistent: No, Admin Status: Up, Oper Status: Up
  Out-segment with ix: 1, owner: OSPF-SR, Stale: NO, out intf: xe17, out label: 17000
Nexthop addr: 10.33.1.2      cross connect ix: 1, op code: Push
  
```

```

Primary FTN entry with FEC: 10.0.1.2/32, id: 2, row status: Active
Owner: OSPF-SR, distance: 110, Action-type: Redirect to Tunnel, Exp-bits: 0x0, Incoming DSCP: none
Tunnel id: 0, Protected LSP id: 0, QoS Resource id: 0, Description: N/A
Cross connect ix: 2, in intf: - in label: 0 out-segment ix: 3
  Owner: OSPF-SR, Persistent: No, Admin Status: Up, Oper Status: Up
  Out-segment with ix: 3, owner: OSPF-SR, Stale: NO, out intf: xe17, out label: 18000
Nexthop addr: 10.33.1.2      cross connect ix: 2, op code: Push
  
```

```

Primary FTN entry with FEC: 10.0.1.11/32, id: 3, row status: Active
Owner: OSPF-SR, distance: 110, Action-type: Redirect to Tunnel, Exp-bits: 0x0, Incoming DSCP: none
Tunnel id: 0, Protected LSP id: 0, QoS Resource id: 0, Description: N/A
Cross connect ix: 3, in intf: - in label: 0 out-segment ix: 5
  Owner: OSPF-SR, Persistent: No, Admin Status: Up, Oper Status: Up
  Out-segment with ix: 5, owner: OSPF-SR, Stale: NO, out intf: xe17, out label: 16000
Nexthop addr: 10.33.1.2      cross connect ix: 3, op code: Push
  
```

```

Primary FTN entry with FEC: 10.0.1.44/32, id: 4, row status: Active
Owner: OSPF-SR, distance: 110, Action-type: Redirect to Tunnel, Exp-bits: 0x0, Incoming DSCP: none
Tunnel id: 0, Protected LSP id: 0, QoS Resource id: 0, Description: N/A
Cross connect ix: 5, in intf: - in label: 0 out-segment ix: 8
  Owner: OSPF-SR, Persistent: No, Admin Status: Up, Oper Status: Up
  Out-segment with ix: 8, owner: OSPF-SR, Stale: NO, out intf: xe15, out label: 20000
Nexthop addr: 10.33.44.2     cross connect ix: 5, op code: Push
  
```

PE3#show mpls ilm-table

```

Codes: > - installed ILM, * - selected ILM, p - stale ILM
      K - CLI ILM, T - MPLS-TP, s - Stitched ILM
      S - SNMP, L - LDP, R - RSVP, C - CRLDP
  
```

B - BGP , K - CLI , V - LDP_VC, I - IGP_SHORTCUT
 O - OSPF/OSPF6 SR, i - ISIS SR, k - SR CLI
 P - SR Policy, U - unknown

Code	FEC/VRF/L2CKT	ILM-ID	In-Label	Out-Label	In-Intf	Out-Intf/VRF	Nexthop	LSP-Type
O>	10.0.1.33/32	1	19000	Nolabel	N/A	N/A	127.0.0.1	LSP_DEFAULT
O>	10.0.1.1/32	2	17000	17000	N/A	xe17	10.33.1.2	LSP_DEFAULT
O>	10.0.1.11/32	4	16000	16000	N/A	xe17	10.33.1.2	LSP_DEFAULT
O>	10.0.1.2/32	3	18000	18000	N/A	xe17	10.33.1.2	LSP_DEFAULT
O>	10.33.1.2/32	5	24320	3	N/A	xe17	10.33.1.2	LSP_DEFAULT
O>	10.0.1.44/32	6	20000	20000	N/A	xe15	10.33.44.2	LSP_DEFAULT
O>	10.33.44.2/32	7	24321	3	N/A	xe15	10.33.44.2	LSP_DEFAULT

PE4#show mpls ftn-table

Primary FTN entry with FEC: 10.0.1.1/32, id: 1, row status: Active
 Owner: OSPF-SR, distance: 110, Action-type: Redirect to Tunnel, Exp-bits: 0x0, Incoming DSCP: none
 Tunnel id: 0, Protected LSP id: 0, QoS Resource id: 0, Description: N/A
 Cross connect ix: 6, in intf: - in label: 0 out-segment ix: 10
 Owner: OSPF-SR, Persistent: No, Admin Status: Up, Oper Status: Up
 Out-segment with ix: 10, owner: OSPF-SR, Stale: NO, out intf: xe13, out label: 17000
 Nexthop addr: 10.44.2.2 cross connect ix: 6, op code: Push

Primary FTN entry with FEC: 10.0.1.2/32, id: 2, row status: Active
 Owner: OSPF-SR, distance: 110, Action-type: Redirect to Tunnel, Exp-bits: 0x0, Incoming DSCP: none
 Tunnel id: 0, Protected LSP id: 0, QoS Resource id: 0, Description: N/A
 Cross connect ix: 1, in intf: - in label: 0 out-segment ix: 1
 Owner: OSPF-SR, Persistent: No, Admin Status: Up, Oper Status: Up
 Out-segment with ix: 1, owner: OSPF-SR, Stale: NO, out intf: xe13, out label: 18000
 Nexthop addr: 10.44.2.2 cross connect ix: 1, op code: Push

Primary FTN entry with FEC: 10.0.1.11/32, id: 3, row status: Active
 Owner: OSPF-SR, distance: 110, Action-type: Redirect to Tunnel, Exp-bits: 0x0, Incoming DSCP: none
 Tunnel id: 0, Protected LSP id: 0, QoS Resource id: 0, Description: N/A
 Cross connect ix: 2, in intf: - in label: 0 out-segment ix: 3
 Owner: OSPF-SR, Persistent: No, Admin Status: Up, Oper Status: Up
 Out-segment with ix: 3, owner: OSPF-SR, Stale: NO, out intf: xe13, out label: 16000
 Nexthop addr: 10.44.2.2 cross connect ix: 2, op code: Push

Primary FTN entry with FEC: 10.0.1.33/32, id: 4, row status: Active
 Owner: OSPF-SR, distance: 110, Action-type: Redirect to Tunnel, Exp-bits: 0x0, Incoming DSCP: none
 Tunnel id: 0, Protected LSP id: 0, QoS Resource id: 0, Description: N/A
 Cross connect ix: 4, in intf: - in label: 0 out-segment ix: 7
 Owner: OSPF-SR, Persistent: No, Admin Status: Up, Oper Status: Up
 Out-segment with ix: 7, owner: OSPF-SR, Stale: NO, out intf: xe15, out label: 19000
 Nexthop addr: 10.33.44.1 cross connect ix: 4, op code: Push

PE4#show mpls ilm-table

Codes: > - installed ILM, * - selected ILM, p - stale ILM
 K - CLI ILM, T - MPLS-TP, s - Stitched ILM
 S - SNMP, L - LDP, R - RSVP, C - CRLDP
 B - BGP , K - CLI , V - LDP_VC, I - IGP_SHORTCUT
 O - OSPF/OSPF6 SR, i - ISIS SR, k - SR CLI
 P - SR Policy, U - unknown

Code	FEC/VRF/L2CKT	ILM-ID	In-Label	Out-Label	In-Intf	Out-Intf/VRF	Nexthop	LSP-Type
O>	10.0.1.33/32	5	19000	19000	N/A	xe15	10.33.44.1	LSP_DEFAULT
O>	10.0.1.1/32	2	17000	17000	N/A	xe13	10.44.2.2	LSP_DEFAULT
O>	10.0.1.11/32	4	16000	16000	N/A	xe13	10.44.2.2	LSP_DEFAULT
O>	10.0.1.2/32	3	18000	18000	N/A	xe13	10.44.2.2	LSP_DEFAULT
O>	10.33.44.1/32	6	24320	3	N/A	xe15	10.33.44.1	LSP_DEFAULT
O>	10.0.1.44/32	1	20000	Nolabel	N/A	N/A	127.0.0.1	LSP_DEFAULT
O>	10.44.2.2/32	7	24321	3	N/A	xe13	10.44.2.2	LSP_DEFAULT

Validation 3

The command output below displays the details of routers configured with segment routing.

```
PE1#show ip ospf segment-routing capability
```

```
OSPF process 1:
```

```
-----
Advertisement Router Capability :10.0.1.1
Algorithm                      :0
SRMS Preference                :0
Total SID'S Supported          :8000
SID Range List Count           :1
SID's Range                    :16000 - 23999
-----
```

```
-----
Advertisement Router Capability :10.0.1.2
Algorithm                      :0
SRMS Preference                :0
Total SID'S Supported          :8000
SID Range List Count           :1
SID's Range                    :16000 - 23999
-----
```

```
-----
Advertisement Router Capability :10.0.1.11
Algorithm                      :0
SRMS Preference                :0
Total SID'S Supported          :8000
SID Range List Count           :1
SID's Range                    :16000 - 23999
-----
```

```
-----
Advertisement Router Capability :10.0.1.33
Algorithm                      :0
SRMS Preference                :0
Total SID'S Supported          :8000
SID Range List Count           :1
SID's Range                    :16000 - 23999
-----
```

```
-----
Advertisement Router Capability :10.0.1.44
Algorithm                      :0
SRMS Preference                :0
Total SID'S Supported          :8000
SID Range List Count           :1
SID's Range                    :16000 - 23999
-----
```

The command below displays the database details where a prefix SID is advertised through opaque LSAs.

```
PE1#show ip ospf database opaque-area self-originate
```

```

      OSPF Router with ID (10.0.1.11) (Process ID 1 VRF default)

          Area-Local Opaque-LSA (Area 0.0.0.0)
```

LS age: 569
Options: 0x22 (-|-|DC|-|-|-|E|-)
LS Type: Area-Local Opaque-LSA
Link State ID: 1.0.0.1 (Area-Local Opaque-Type/ID)
Opaque Type: 1
Opaque ID: 1
Advertising Router: 10.0.1.11
LS Seq Number: 80000004
Checksum: 0x40bf
Length: 28

MPLS TE router ID : 10.0.1.11

Number of Links : 0

LS age: 663
Options: 0x22 (-|-|DC|-|-|-|E|-)
LS Type: Area-Local Opaque-LSA
Link State ID: 1.0.0.12 (Area-Local Opaque-Type/ID)
Opaque Type: 1
Opaque ID: 12
Advertising Router: 10.0.1.11
LS Seq Number: 80000001
Checksum: 0x6abc
Length: 108

Link connected to Broadcast network

Link ID : 10.11.1.1

Interface Address : 10.11.1.1

Admin Metric : 1

Maximum bandwidth : 10000000.00 Kbits/s

Maximum reservable bandwidth : 10000000.00 Kbits/s

Unreserved Bandwidth :

Number of Priority : 8

Priority 0 : 10000000.00 Kbits/s

Priority 1 : 10000000.00 Kbits/s

Priority 2 : 10000000.00 Kbits/s

Priority 3 : 10000000.00 Kbits/s

Priority 4 : 10000000.00 Kbits/s

Priority 5 : 10000000.00 Kbits/s

Priority 6 : 10000000.00 Kbits/s

Priority 7 : 10000000.00 Kbits/s

Number of Links : 1

LS age: 569
Options: 0x22 (-|-|DC|-|-|-|E|-)
LS Type: Area-Local Opaque-LSA
Link State ID: 1.0.0.16 (Area-Local Opaque-Type/ID)
Opaque Type: 1
Opaque ID: 16
Advertising Router: 10.0.1.11
LS Seq Number: 80000001
Checksum: 0x74ac

Length: 108

Link connected to Broadcast network

Link ID : 10.11.2.1

Interface Address : 10.11.2.1

Admin Metric : 1

Maximum bandwidth : 10000000.00 Kbits/s

Maximum reservable bandwidth : 10000000.00 Kbits/s

Unreserved Bandwidth :

Number of Priority : 8

Priority 0 : 10000000.00 Kbits/s

Priority 1 : 10000000.00 Kbits/s

Priority 2 : 10000000.00 Kbits/s

Priority 3 : 10000000.00 Kbits/s

Priority 4 : 10000000.00 Kbits/s

Priority 5 : 10000000.00 Kbits/s

Priority 6 : 10000000.00 Kbits/s

Priority 7 : 10000000.00 Kbits/s

Number of Links : 1

LS age: 758

Options: 0x22 (-|-|DC|-|-|-|E|-)

LS Type: Area-Local Opaque-LSA

Link State ID: 4.0.0.0 (Area-Local Opaque-Type/ID)

Opaque Type: 4

Opaque ID: 0

Advertising Router: 10.0.1.11

LS Seq Number: 80000001

Checksum: 0x705b

Length: 44

Range Size: 8000

Base-SID: 16000

Algorithm: 0

LS age: 758

Options: 0x22 (-|-|DC|-|-|-|E|-)

LS Type: Area-Local Opaque-LSA

Link State ID: 7.0.0.0 (Area-Local Opaque-Type/ID)

Opaque Type: 7

Opaque ID: 0

Advertising Router: 10.0.1.11

LS Seq Number: 80000001

Checksum: 0x94d6

Length: 44

Prefix type : Extended Prefix TLV

Route Type: 1

Prefix Length: 32

AF: 0

Flags: 0x40 (-|N|-|-|-|-|-|-)

Address Prefix: 10.0.1.11

```
Flags: 0x48 (-|NP|-|-|V|-|-|-)
MT-ID: 0
Algorithm: 0
SID: 16000
```

```
LS age: 663
Options: 0x22 (-|-|DC|-|-|-|E|-)
LS Type: Area-Local Opaque-LSA
Link State ID: 8.0.39.20 (Area-Local Opaque-Type/ID)
Opaque Type: 8
Opaque ID: 10004
Advertising Router: 10.0.1.11
LS Seq Number: 80000001
Checksum: 0x1588
Length: 52
```

```
Link Type: 2
Link ID: 10.11.1.1
Link Data: 10.11.1.1
Flags: 0x60 (-|V|L|-|-|-|-|-)
MT-ID: 0
Weight: 0
NBR ID: 10.0.1.1
SID: 24320
```

```
LS age: 569
Options: 0x22 (-|-|DC|-|-|-|E|-)
LS Type: Area-Local Opaque-LSA
Link State ID: 8.0.39.22 (Area-Local Opaque-Type/ID)
Opaque Type: 8
Opaque ID: 10006
Advertising Router: 10.0.1.11
LS Seq Number: 80000001
Checksum: 0x5e39
Length: 52
```

```
Link Type: 2
Link ID: 10.11.2.1
Link Data: 10.11.2.1
Flags: 0x60 (-|V|L|-|-|-|-|-)
MT-ID: 0
Weight: 0
NBR ID: 10.0.1.2
SID: 24321
```

```
PE1#show ip ospf database opaque-area
```

```
OSPF Router with ID (10.0.1.11) (Process ID 1 VRF default)
```

Area-Local Opaque-LSA (Area 0.0.0.0)

LS age: 560
Options: 0x22 (-|-|DC|-|-|-|E|-)
LS Type: Area-Local Opaque-LSA
Link State ID: 1.0.0.1 (Area-Local Opaque-Type/ID)
Opaque Type: 1
Opaque ID: 1
Advertising Router: 10.0.1.1
LS Seq Number: 80000004
Checksum: 0x18fb
Length: 28

MPLS TE router ID : 10.0.1.1

Number of Links : 0

LS age: 557
Options: 0x22 (-|-|DC|-|-|-|E|-)
LS Type: Area-Local Opaque-LSA
Link State ID: 1.0.0.1 (Area-Local Opaque-Type/ID)
Opaque Type: 1
Opaque ID: 1
Advertising Router: 10.0.1.2
LS Seq Number: 80000003
Checksum: 0x1ef4
Length: 28

MPLS TE router ID : 10.0.1.2

Number of Links : 0

LS age: 556
Options: 0x22 (-|-|DC|-|-|-|E|-)
LS Type: Area-Local Opaque-LSA
Link State ID: 1.0.0.1 (Area-Local Opaque-Type/ID)
Opaque Type: 1
Opaque ID: 1
Advertising Router: 10.0.1.11
LS Seq Number: 80000004
Checksum: 0x40bf
Length: 28

MPLS TE router ID : 10.0.1.11

Number of Links : 0

LS age: 385
Options: 0x22 (-|-|DC|-|-|-|E|-)

LS Type: Area-Local Opaque-LSA
 Link State ID: 1.0.0.1 (Area-Local Opaque-Type/ID)
 Opaque Type: 1
 Opaque ID: 1
 Advertising Router: 10.0.1.33
 LS Seq Number: 80000003
 Checksum: 0x9a3a
 Length: 28

MPLS TE router ID : 10.0.1.33

Number of Links : 0

LS age: 377
 Options: 0x22 (-|-|DC|-|-|-|E|-)
 LS Type: Area-Local Opaque-LSA
 Link State ID: 1.0.0.1 (Area-Local Opaque-Type/ID)
 Opaque Type: 1
 Opaque ID: 1
 Advertising Router: 10.0.1.44
 LS Seq Number: 80000003
 Checksum: 0xc6f7
 Length: 28

MPLS TE router ID : 10.0.1.44

Number of Links : 0

LS age: 652
 Options: 0x22 (-|-|DC|-|-|-|E|-)
 LS Type: Area-Local Opaque-LSA
 Link State ID: 1.0.0.12 (Area-Local Opaque-Type/ID)
 Opaque Type: 1
 Opaque ID: 12
 Advertising Router: 10.0.1.1
 LS Seq Number: 80000001
 Checksum: 0xc46b
 Length: 108

Link connected to Broadcast network
 Link ID : 10.11.1.1
 Interface Address : 10.11.1.2
 Admin Metric : 1
 Maximum bandwidth : 10000000.00 Kbits/s
 Maximum reservable bandwidth : 10000000.00 Kbits/s
 Unreserved Bandwidth :
 Number of Priority : 8
 Priority 0 : 10000000.00 Kbits/s Priority 1 : 10000000.00 Kbits/s
 Priority 2 : 10000000.00 Kbits/s Priority 3 : 10000000.00 Kbits/s
 Priority 4 : 10000000.00 Kbits/s Priority 5 : 10000000.00 Kbits/s

Priority 6 : 10000000.00 Kbits/s Priority 7 : 10000000.00 Kbits/s

Number of Links : 1

LS age: 651
Options: 0x22 (-|-|DC|-|-|-|E|-)
LS Type: Area-Local Opaque-LSA
Link State ID: 1.0.0.12 (Area-Local Opaque-Type/ID)
Opaque Type: 1
Opaque ID: 12
Advertising Router: 10.0.1.11
LS Seq Number: 80000001
Checksum: 0x6abc
Length: 108

Link connected to Broadcast network
Link ID : 10.11.1.1
Interface Address : 10.11.1.1
Admin Metric : 1
Maximum bandwidth : 10000000.00 Kbits/s
Maximum reservable bandwidth : 10000000.00 Kbits/s
Unreserved Bandwidth :
Number of Priority : 8
Priority 0 : 10000000.00 Kbits/s Priority 1 : 10000000.00 Kbits/s
Priority 2 : 10000000.00 Kbits/s Priority 3 : 10000000.00 Kbits/s
Priority 4 : 10000000.00 Kbits/s Priority 5 : 10000000.00 Kbits/s
Priority 6 : 10000000.00 Kbits/s Priority 7 : 10000000.00 Kbits/s

Number of Links : 1

LS age: 557
Options: 0x22 (-|-|DC|-|-|-|E|-)
LS Type: Area-Local Opaque-LSA
Link State ID: 1.0.0.16 (Area-Local Opaque-Type/ID)
Opaque Type: 1
Opaque ID: 16
Advertising Router: 10.0.1.2
LS Seq Number: 80000001
Checksum: 0xc860
Length: 108

Link connected to Broadcast network
Link ID : 10.11.2.1
Interface Address : 10.11.2.2
Admin Metric : 1
Maximum bandwidth : 10000000.00 Kbits/s
Maximum reservable bandwidth : 10000000.00 Kbits/s
Unreserved Bandwidth :
Number of Priority : 8
Priority 0 : 10000000.00 Kbits/s Priority 1 : 10000000.00 Kbits/s

```

Priority 2 : 10000000.00 Kbits/s      Priority 3 : 10000000.00 Kbits/s
Priority 4 : 10000000.00 Kbits/s      Priority 5 : 10000000.00 Kbits/s
Priority 6 : 10000000.00 Kbits/s      Priority 7 : 10000000.00 Kbits/s

```

Number of Links : 1

```

LS age: 556
Options: 0x22 (-|-|DC|-|-|-|E|-)
LS Type: Area-Local Opaque-LSA
Link State ID: 1.0.0.16 (Area-Local Opaque-Type/ID)
Opaque Type: 1
Opaque ID: 16
Advertising Router: 10.0.1.11
LS Seq Number: 80000001
Checksum: 0x74ac
Length: 108

```

Link connected to Broadcast network

```

Link ID : 10.11.2.1
Interface Address : 10.11.2.1
Admin Metric : 1
Maximum bandwidth : 10000000.00 Kbits/s
Maximum reservable bandwidth : 10000000.00 Kbits/s
Unreserved Bandwidth :
Number of Priority : 8
Priority 0 : 10000000.00 Kbits/s      Priority 1 : 10000000.00 Kbits/s
Priority 2 : 10000000.00 Kbits/s      Priority 3 : 10000000.00 Kbits/s
Priority 4 : 10000000.00 Kbits/s      Priority 5 : 10000000.00 Kbits/s
Priority 6 : 10000000.00 Kbits/s      Priority 7 : 10000000.00 Kbits/s

```

Number of Links : 1

```

LS age: 560
Options: 0x22 (-|-|DC|-|-|-|E|-)
LS Type: Area-Local Opaque-LSA
Link State ID: 1.0.0.30 (Area-Local Opaque-Type/ID)
Opaque Type: 1
Opaque ID: 30
Advertising Router: 10.0.1.1
LS Seq Number: 80000001
Checksum: 0x1023
Length: 108

```

Link connected to Broadcast network

```

Link ID : 10.1.1.1
Interface Address : 10.1.1.1
Admin Metric : 1
Maximum bandwidth : 10000000.00 Kbits/s
Maximum reservable bandwidth : 10000000.00 Kbits/s
Unreserved Bandwidth :

```

```

Number of Priority : 8
Priority 0 : 10000000.00 Kbits/s      Priority 1 : 10000000.00 Kbits/s
Priority 2 : 10000000.00 Kbits/s      Priority 3 : 10000000.00 Kbits/s
Priority 4 : 10000000.00 Kbits/s      Priority 5 : 10000000.00 Kbits/s
Priority 6 : 10000000.00 Kbits/s      Priority 7 : 10000000.00 Kbits/s

```

Number of Links : 1

```

LS age: 561
Options: 0x22 (-|-|DC|-|-|-|E|-)
LS Type: Area-Local Opaque-LSA
Link State ID: 1.0.0.30 (Area-Local Opaque-Type/ID)
Opaque Type: 1
Opaque ID: 30
Advertising Router: 10.0.1.2
LS Seq Number: 80000001
Checksum: 0x2809
Length: 108

```

Link connected to Broadcast network

```

Link ID : 10.1.1.1
Interface Address : 10.1.1.2
Admin Metric : 1
Maximum bandwidth : 10000000.00 Kbits/s
Maximum reservable bandwidth : 10000000.00 Kbits/s
Unreserved Bandwidth :
Number of Priority : 8
Priority 0 : 10000000.00 Kbits/s      Priority 1 : 10000000.00 Kbits/s
Priority 2 : 10000000.00 Kbits/s      Priority 3 : 10000000.00 Kbits/s
Priority 4 : 10000000.00 Kbits/s      Priority 5 : 10000000.00 Kbits/s
Priority 6 : 10000000.00 Kbits/s      Priority 7 : 10000000.00 Kbits/s

```

Number of Links : 1

```

LS age: 377
Options: 0x22 (-|-|DC|-|-|-|E|-)
LS Type: Area-Local Opaque-LSA
Link State ID: 1.0.0.32 (Area-Local Opaque-Type/ID)
Opaque Type: 1
Opaque ID: 32
Advertising Router: 10.0.1.44
LS Seq Number: 80000001
Checksum: 0x5953
Length: 108

```

Link connected to Broadcast network

```

Link ID : 10.44.2.2
Interface Address : 10.44.2.1
Admin Metric : 1
Maximum bandwidth : 10000000.00 Kbits/s

```

```

Maximum reservable bandwidth : 10000000.00 Kbits/s
Unreserved Bandwidth :
Number of Priority : 8
Priority 0 : 10000000.00 Kbits/s      Priority 1 : 10000000.00 Kbits/s
Priority 2 : 10000000.00 Kbits/s      Priority 3 : 10000000.00 Kbits/s
Priority 4 : 10000000.00 Kbits/s      Priority 5 : 10000000.00 Kbits/s
Priority 6 : 10000000.00 Kbits/s      Priority 7 : 10000000.00 Kbits/s
    
```

Number of Links : 1

```

LS age: 376
Options: 0x22 (-|-|DC|-|-|-|E|-)
LS Type: Area-Local Opaque-LSA
Link State ID: 1.0.0.34 (Area-Local Opaque-Type/ID)
Opaque Type: 1
Opaque ID: 34
Advertising Router: 10.0.1.2
LS Seq Number: 80000001
Checksum: 0x6073
Length: 108
    
```

```

Link connected to Broadcast network
  Link ID : 10.44.2.2
  Interface Address : 10.44.2.2
  Admin Metric : 1
  Maximum bandwidth : 10000000.00 Kbits/s
  Maximum reservable bandwidth : 10000000.00 Kbits/s
  Unreserved Bandwidth :
  Number of Priority : 8
  Priority 0 : 10000000.00 Kbits/s      Priority 1 : 10000000.00 Kbits/s
  Priority 2 : 10000000.00 Kbits/s      Priority 3 : 10000000.00 Kbits/s
  Priority 4 : 10000000.00 Kbits/s      Priority 5 : 10000000.00 Kbits/s
  Priority 6 : 10000000.00 Kbits/s      Priority 7 : 10000000.00 Kbits/s
    
```

Number of Links : 1

```

LS age: 385
Options: 0x22 (-|-|DC|-|-|-|E|-)
LS Type: Area-Local Opaque-LSA
Link State ID: 1.0.0.36 (Area-Local Opaque-Type/ID)
Opaque Type: 1
Opaque ID: 36
Advertising Router: 10.0.1.33
LS Seq Number: 80000001
Checksum: 0x87ee
Length: 108
    
```

```

Link connected to Broadcast network
  Link ID : 10.33.44.1
  Interface Address : 10.33.44.1
    
```



```

Admin Metric : 1
Maximum bandwidth : 10000000.00 Kbits/s
Maximum reservable bandwidth : 10000000.00 Kbits/s
Unreserved Bandwidth :
Number of Priority : 8
Priority 0 : 10000000.00 Kbits/s      Priority 1 : 10000000.00 Kbits/s
Priority 2 : 10000000.00 Kbits/s      Priority 3 : 10000000.00 Kbits/s
Priority 4 : 10000000.00 Kbits/s      Priority 5 : 10000000.00 Kbits/s
Priority 6 : 10000000.00 Kbits/s      Priority 7 : 10000000.00 Kbits/s
    
```

Number of Links : 1

```

LS age: 385
Options: 0x22 (-|-|DC|-|-|-|E|-)
LS Type: Area-Local Opaque-LSA
Link State ID: 1.0.0.36 (Area-Local Opaque-Type/ID)
Opaque Type: 1
Opaque ID: 36
Advertising Router: 10.0.1.44
LS Seq Number: 80000001
Checksum: 0x6307
Length: 108
    
```

Link connected to Broadcast network

```

Link ID : 10.33.44.1
Interface Address : 10.33.44.2
Admin Metric : 1
Maximum bandwidth : 10000000.00 Kbits/s
Maximum reservable bandwidth : 10000000.00 Kbits/s
Unreserved Bandwidth :
Number of Priority : 8
Priority 0 : 10000000.00 Kbits/s      Priority 1 : 10000000.00 Kbits/s
Priority 2 : 10000000.00 Kbits/s      Priority 3 : 10000000.00 Kbits/s
Priority 4 : 10000000.00 Kbits/s      Priority 5 : 10000000.00 Kbits/s
Priority 6 : 10000000.00 Kbits/s      Priority 7 : 10000000.00 Kbits/s
    
```

Number of Links : 1

```

LS age: 490
Options: 0x22 (-|-|DC|-|-|-|E|-)
LS Type: Area-Local Opaque-LSA
Link State ID: 1.0.0.40 (Area-Local Opaque-Type/ID)
Opaque Type: 1
Opaque ID: 40
Advertising Router: 10.0.1.33
LS Seq Number: 80000001
Checksum: 0x07c0
Length: 108
    
```

Link connected to Broadcast network

```

Link ID : 10.33.1.2
Interface Address : 10.33.1.1
Admin Metric : 1
Maximum bandwidth : 10000000.00 Kbits/s
Maximum reservable bandwidth : 10000000.00 Kbits/s
Unreserved Bandwidth :
Number of Priority : 8
Priority 0 : 10000000.00 Kbits/s      Priority 1 : 10000000.00 Kbits/s
Priority 2 : 10000000.00 Kbits/s      Priority 3 : 10000000.00 Kbits/s
Priority 4 : 10000000.00 Kbits/s      Priority 5 : 10000000.00 Kbits/s
Priority 6 : 10000000.00 Kbits/s      Priority 7 : 10000000.00 Kbits/s

```

Number of Links : 1

```

LS age: 489
Options: 0x22 (-|-|DC|-|-|-|E|-)
LS Type: Area-Local Opaque-LSA
Link State ID: 1.0.0.42 (Area-Local Opaque-Type/ID)
Opaque Type: 1
Opaque ID: 42
Advertising Router: 10.0.1.1
LS Seq Number: 80000001
Checksum: 0xd113
Length: 108

```

Link connected to Broadcast network

```

Link ID : 10.33.1.2
Interface Address : 10.33.1.2
Admin Metric : 1
Maximum bandwidth : 10000000.00 Kbits/s
Maximum reservable bandwidth : 10000000.00 Kbits/s
Unreserved Bandwidth :
Number of Priority : 8
Priority 0 : 10000000.00 Kbits/s      Priority 1 : 10000000.00 Kbits/s
Priority 2 : 10000000.00 Kbits/s      Priority 3 : 10000000.00 Kbits/s
Priority 4 : 10000000.00 Kbits/s      Priority 5 : 10000000.00 Kbits/s
Priority 6 : 10000000.00 Kbits/s      Priority 7 : 10000000.00 Kbits/s

```

Number of Links : 1

```

LS age: 657
Options: 0x22 (-|-|DC|-|-|-|E|-)
LS Type: Area-Local Opaque-LSA
Link State ID: 4.0.0.0 (Area-Local Opaque-Type/ID)
Opaque Type: 4
Opaque ID: 0
Advertising Router: 10.0.1.1
LS Seq Number: 80000001
Checksum: 0xac29
Length: 44

```

Range Size: 8000
Base-SID: 16000
Algorithm: 0

LS age: 570
Options: 0x22 (-|-|DC|-|-|-|E|-)
LS Type: Area-Local Opaque-LSA
Link State ID: 4.0.0.0 (Area-Local Opaque-Type/ID)
Opaque Type: 4
Opaque ID: 0
Advertising Router: 10.0.1.2
LS Seq Number: 80000001
Checksum: 0xa62e
Length: 44

Range Size: 8000
Base-SID: 16000
Algorithm: 0

LS age: 746
Options: 0x22 (-|-|DC|-|-|-|E|-)
LS Type: Area-Local Opaque-LSA
Link State ID: 4.0.0.0 (Area-Local Opaque-Type/ID)
Opaque Type: 4
Opaque ID: 0
Advertising Router: 10.0.1.11
LS Seq Number: 80000001
Checksum: 0x705b
Length: 44

Range Size: 8000
Base-SID: 16000
Algorithm: 0

LS age: 502
Options: 0x22 (-|-|DC|-|-|-|E|-)
LS Type: Area-Local Opaque-LSA
Link State ID: 4.0.0.0 (Area-Local Opaque-Type/ID)
Opaque Type: 4
Opaque ID: 0
Advertising Router: 10.0.1.33
LS Seq Number: 80000001
Checksum: 0xebc9
Length: 44

Range Size: 8000

Base-SID: 16000
Algorithm: 0

LS age: 409
Options: 0x22 (-|-|DC|-|-|-|E|-)
LS Type: Area-Local Opaque-LSA
Link State ID: 4.0.0.0 (Area-Local Opaque-Type/ID)
Opaque Type: 4
Opaque ID: 0
Advertising Router: 10.0.1.44
LS Seq Number: 80000001
Checksum: 0xa901
Length: 44

Range Size: 8000
Base-SID: 16000
Algorithm: 0

LS age: 622
Options: 0x22 (-|-|DC|-|-|-|E|-)
LS Type: Area-Local Opaque-LSA
Link State ID: 7.0.0.0 (Area-Local Opaque-Type/ID)
Opaque Type: 7
Opaque ID: 0
Advertising Router: 10.0.1.1
LS Seq Number: 80000001
Checksum: 0x7ddc
Length: 44

Prefix type : Extended Prefix TLV
Route Type: 1
Prefix Length: 32
AF: 0
Flags: 0x40 (-|N|-|-|-|-|-|-)
Address Prefix: 10.0.1.1
Flags: 0x40 (-|NP|-|-|-|-|-|-)
MT-ID: 0
Algorithm: 0
SID: 1000

LS age: 552
Options: 0x22 (-|-|DC|-|-|-|E|-)
LS Type: Area-Local Opaque-LSA
Link State ID: 7.0.0.0 (Area-Local Opaque-Type/ID)
Opaque Type: 7
Opaque ID: 0
Advertising Router: 10.0.1.2
LS Seq Number: 80000001

Checksum: 0x77f4

Length: 44

Prefix type : Extended Prefix TLV

Route Type: 1

Prefix Length: 32

AF: 0

Flags: 0x40 (-|N|-|-|-|-|-|-)

Address Prefix: 10.0.1.2

Flags: 0x40 (-|NP|-|-|-|-|-|-)

MT-ID: 0

Algorithm: 0

SID: 2000

LS age: 746

Options: 0x22 (-|-|DC|-|-|-|E|-)

LS Type: Area-Local Opaque-LSA

Link State ID: 7.0.0.0 (Area-Local Opaque-Type/ID)

Opaque Type: 7

Opaque ID: 0

Advertising Router: 10.0.1.11

LS Seq Number: 80000001

Checksum: 0x94d6

Length: 44

Prefix type : Extended Prefix TLV

Route Type: 1

Prefix Length: 32

AF: 0

Flags: 0x40 (-|N|-|-|-|-|-|-)

Address Prefix: 10.0.1.11

Flags: 0x48 (-|NP|-|-|V|-|-|-)

MT-ID: 0

Algorithm: 0

SID: 16000

LS age: 502

Options: 0x22 (-|-|DC|-|-|-|E|-)

LS Type: Area-Local Opaque-LSA

Link State ID: 7.0.0.0 (Area-Local Opaque-Type/ID)

Opaque Type: 7

Opaque ID: 0

Advertising Router: 10.0.1.33

LS Seq Number: 80000001

Checksum: 0x1b60

Length: 44

Prefix type : Extended Prefix TLV

Route Type: 1

Prefix Length: 32

```
AF: 0
Flags: 0x40 (-|N|-|-|-|-|-)
Address Prefix: 10.0.1.33
  Flags: 0x48 (-|NP|-|-|V|-|-|-)
  MT-ID: 0
  Algorithm: 0
  SID: 19000
```

```
LS age: 409
Options: 0x22 (-|-|DC|-|-|-|E|-)
LS Type: Area-Local Opaque-LSA
Link State ID: 7.0.0.0 (Area-Local Opaque-Type/ID)
Opaque Type: 7
Opaque ID: 0
Advertising Router: 10.0.1.44
LS Seq Number: 80000001
Checksum: 0x6514
Length: 44
```

```
Prefix type : Extended Prefix TLV
Route Type: 1
Prefix Length: 32
AF: 0
Flags: 0x40 (-|N|-|-|-|-|-)
Address Prefix: 10.0.1.44
  Flags: 0x48 (-|NP|-|-|V|-|-|-)
  MT-ID: 0
  Algorithm: 0
  SID: 20000
```

```
LS age: 652
Options: 0x22 (-|-|DC|-|-|-|E|-)
LS Type: Area-Local Opaque-LSA
Link State ID: 8.0.39.20 (Area-Local Opaque-Type/ID)
Opaque Type: 8
Opaque ID: 10004
Advertising Router: 10.0.1.1
LS Seq Number: 80000001
Checksum: 0x0fb0
Length: 48
```

```
Link Type: 2
Link ID: 10.11.1.1
Link Data: 10.11.1.2
  Flags: 0x60 (-|V|L|-|-|-|-|-)
  MT-ID: 0
  Weight: 0
  SID: 24320
```

LS age: 651
Options: 0x22 (-|-|DC|-|-|-|E|-)
LS Type: Area-Local Opaque-LSA
Link State ID: 8.0.39.20 (Area-Local Opaque-Type/ID)
Opaque Type: 8
Opaque ID: 10004
Advertising Router: 10.0.1.11
LS Seq Number: 80000001
Checksum: 0x1588
Length: 52

Link Type: 2
Link ID: 10.11.1.1
Link Data: 10.11.1.1
Flags: 0x60 (-|V|L|-|-|-|-|-)
MT-ID: 0
Weight: 0
NBR ID: 10.0.1.1
SID: 24320

LS age: 557
Options: 0x22 (-|-|DC|-|-|-|E|-)
LS Type: Area-Local Opaque-LSA
Link State ID: 8.0.39.22 (Area-Local Opaque-Type/ID)
Opaque Type: 8
Opaque ID: 10006
Advertising Router: 10.0.1.2
LS Seq Number: 80000001
Checksum: 0x3089
Length: 48

Link Type: 2
Link ID: 10.11.2.1
Link Data: 10.11.2.2
Flags: 0x60 (-|V|L|-|-|-|-|-)
MT-ID: 0
Weight: 0
SID: 24321

LS age: 556
Options: 0x22 (-|-|DC|-|-|-|E|-)
LS Type: Area-Local Opaque-LSA
Link State ID: 8.0.39.22 (Area-Local Opaque-Type/ID)
Opaque Type: 8
Opaque ID: 10006
Advertising Router: 10.0.1.11
LS Seq Number: 80000001
Checksum: 0x5e39

Length: 52

Link Type: 2
Link ID: 10.11.2.1
Link Data: 10.11.2.1
Flags: 0x60 (-|V|L|-|-|-|-|-)
MT-ID: 0
Weight: 0
NBR ID: 10.0.1.2
SID: 24321

LS age: 560
Options: 0x22 (-|-|DC|-|-|-|E|-)
LS Type: Area-Local Opaque-LSA
Link State ID: 8.0.39.29 (Area-Local Opaque-Type/ID)
Opaque Type: 8
Opaque ID: 10013
Advertising Router: 10.0.1.1
LS Seq Number: 80000001
Checksum: 0x1d93
Length: 52

Link Type: 2
Link ID: 10.1.1.1
Link Data: 10.1.1.1
Flags: 0x60 (-|V|L|-|-|-|-|-)
MT-ID: 0
Weight: 0
NBR ID: 10.0.1.2
SID: 24321

LS age: 561
Options: 0x22 (-|-|DC|-|-|-|E|-)
LS Type: Area-Local Opaque-LSA
Link State ID: 8.0.39.29 (Area-Local Opaque-Type/ID)
Opaque Type: 8
Opaque ID: 10013
Advertising Router: 10.0.1.2
LS Seq Number: 80000001
Checksum: 0x9534
Length: 48

Link Type: 2
Link ID: 10.1.1.1
Link Data: 10.1.1.2
Flags: 0x60 (-|V|L|-|-|-|-|-)
MT-ID: 0
Weight: 0

SID: 24320

LS age: 377
Options: 0x22 (-|-|DC|-|-|-|E|-)
LS Type: Area-Local Opaque-LSA
Link State ID: 8.0.39.30 (Area-Local Opaque-Type/ID)
Opaque Type: 8
Opaque ID: 10014
Advertising Router: 10.0.1.44
LS Seq Number: 80000001
Checksum: 0x7ec6
Length: 48

Link Type: 2
Link ID: 10.44.2.2
Link Data: 10.44.2.1
Flags: 0x60 (-|V|L|-|-|-|-|-)
MT-ID: 0
Weight: 0
SID: 24321

LS age: 376
Options: 0x22 (-|-|DC|-|-|-|E|-)
LS Type: Area-Local Opaque-LSA
Link State ID: 8.0.39.31 (Area-Local Opaque-Type/ID)
Opaque Type: 8
Opaque ID: 10015
Advertising Router: 10.0.1.2
LS Seq Number: 80000001
Checksum: 0x0c1c
Length: 52

Link Type: 2
Link ID: 10.44.2.2
Link Data: 10.44.2.2
Flags: 0x60 (-|V|L|-|-|-|-|-)
MT-ID: 0
Weight: 0
NBR ID: 10.0.1.44
SID: 24322

LS age: 385
Options: 0x22 (-|-|DC|-|-|-|E|-)
LS Type: Area-Local Opaque-LSA
Link State ID: 8.0.39.32 (Area-Local Opaque-Type/ID)
Opaque Type: 8
Opaque ID: 10016

Advertising Router: 10.0.1.33
LS Seq Number: 80000001
Checksum: 0xc10b
Length: 52

Link Type: 2
Link ID: 10.33.44.1
Link Data: 10.33.44.1
Flags: 0x60 (-|V|L|-|-|-|-|-)
MT-ID: 0
Weight: 0
NBR ID: 10.0.1.44
SID: 24321

LS age: 385
Options: 0x22 (-|-|DC|-|-|-|E|-)
LS Type: Area-Local Opaque-LSA
Link State ID: 8.0.39.32 (Area-Local Opaque-Type/ID)
Opaque Type: 8
Opaque ID: 10016
Advertising Router: 10.0.1.44
LS Seq Number: 80000001
Checksum: 0x0df8
Length: 48

Link Type: 2
Link ID: 10.33.44.1
Link Data: 10.33.44.2
Flags: 0x60 (-|V|L|-|-|-|-|-)
MT-ID: 0
Weight: 0
SID: 24320

LS age: 490
Options: 0x22 (-|-|DC|-|-|-|E|-)
LS Type: Area-Local Opaque-LSA
Link State ID: 8.0.39.34 (Area-Local Opaque-Type/ID)
Opaque Type: 8
Opaque ID: 10018
Advertising Router: 10.0.1.33
LS Seq Number: 80000001
Checksum: 0x283d
Length: 48

Link Type: 2
Link ID: 10.33.1.2
Link Data: 10.33.1.1
Flags: 0x60 (-|V|L|-|-|-|-|-)

```
MT-ID: 0
Weight: 0
SID: 24320
```

```
LS age: 489
Options: 0x22 (-|-|DC|-|-|-|E|-)
LS Type: Area-Local Opaque-LSA
Link State ID: 8.0.39.35 (Area-Local Opaque-Type/ID)
Opaque Type: 8
Opaque ID: 10019
Advertising Router: 10.0.1.1
LS Seq Number: 80000001
Checksum: 0x4bfc
Length: 52
```

```
Link Type: 2
Link ID: 10.33.1.2
Link Data: 10.33.1.2
Flags: 0x60 (-|V|L|-|-|-|-|-)
MT-ID: 0
Weight: 0
NBR ID: 10.0.1.33
SID: 24322
```

```
PE1#show ip ospf database opaque-area 7.0.0.0
```

```
OSPF Router with ID (10.0.1.11) (Process ID 1 VRF default)
```

```
Area-Local Opaque-LSA (Area 0.0.0.0)
```

```
LS age: 685
Options: 0x22 (-|-|DC|-|-|-|E|-)
LS Type: Area-Local Opaque-LSA
Link State ID: 7.0.0.0 (Area-Local Opaque-Type/ID)
Opaque Type: 7
Opaque ID: 0
Advertising Router: 10.0.1.1
LS Seq Number: 80000001
Checksum: 0x7ddc
Length: 44
```

```
Prefix type : Extended Prefix TLV
Route Type: 1
Prefix Length: 32
AF: 0
Flags: 0x40 (-|N|-|-|-|-|-|-)
Address Prefix: 10.0.1.1
Flags: 0x40 (-|NP|-|-|-|-|-|-)
MT-ID: 0
```

Algorithm: 0
SID: 1000

LS age: 615
Options: 0x22 (-|-|DC|-|-|-|E|-)
LS Type: Area-Local Opaque-LSA
Link State ID: 7.0.0.0 (Area-Local Opaque-Type/ID)
Opaque Type: 7
Opaque ID: 0
Advertising Router: 10.0.1.2
LS Seq Number: 80000001
Checksum: 0x77f4
Length: 44

Prefix type : Extended Prefix TLV
Route Type: 1
Prefix Length: 32
AF: 0
Flags: 0x40 (-|N|-|-|-|-|-|-)
Address Prefix: 10.0.1.2
Flags: 0x40 (-|NP|-|-|-|-|-|-)
MT-ID: 0
Algorithm: 0
SID: 2000

LS age: 809
Options: 0x22 (-|-|DC|-|-|-|E|-)
LS Type: Area-Local Opaque-LSA
Link State ID: 7.0.0.0 (Area-Local Opaque-Type/ID)
Opaque Type: 7
Opaque ID: 0
Advertising Router: 10.0.1.11
LS Seq Number: 80000001
Checksum: 0x94d6
Length: 44

Prefix type : Extended Prefix TLV
Route Type: 1
Prefix Length: 32
AF: 0
Flags: 0x40 (-|N|-|-|-|-|-|-)
Address Prefix: 10.0.1.11
Flags: 0x48 (-|NP|-|-|V|-|-|-|-)
MT-ID: 0
Algorithm: 0
SID: 16000

LS age: 565
Options: 0x22 (-|-|DC|-|-|-|E|-)
LS Type: Area-Local Opaque-LSA

```

Link State ID: 7.0.0.0 (Area-Local Opaque-Type/ID)
Opaque Type: 7
Opaque ID: 0
Advertising Router: 10.0.1.33
LS Seq Number: 80000001
Checksum: 0x1b60
Length: 44

```

```

Prefix type : Extended Prefix TLV
Route Type: 1
Prefix Length: 32
AF: 0
Flags: 0x40 (-|N|-|-|-|-|-|-)
Address Prefix: 10.0.1.33
Flags: 0x48 (-|NP|-|-|V|-|-|-)
MT-ID: 0
Algorithm: 0
SID: 19000

```

```

LS age: 473
Options: 0x22 (-|-|DC|-|-|-|E|-)
LS Type: Area-Local Opaque-LSA
Link State ID: 7.0.0.0 (Area-Local Opaque-Type/ID)
Opaque Type: 7
Opaque ID: 0
Advertising Router: 10.0.1.44
LS Seq Number: 80000001
Checksum: 0x6514
Length: 44

```

```

Prefix type : Extended Prefix TLV
Route Type: 1
Prefix Length: 32
AF: 0
Flags: 0x40 (-|N|-|-|-|-|-|-)
Address Prefix: 10.0.1.44
Flags: 0x48 (-|NP|-|-|V|-|-|-)
MT-ID: 0
Algorithm: 0
SID: 20000

```

The command below displays the database details where an adjacency SID is advertised through opaque LSAs.

```
PE1#show ip ospf database opaque-area 8.0.39.20
```

```
OSPF Router with ID (10.0.1.11) (Process ID 1 VRF default)
```

```
Area-Local Opaque-LSA (Area 0.0.0.0)
```

```

LS age: 766
Options: 0x22 (-|-|DC|-|-|-|E|-)
LS Type: Area-Local Opaque-LSA

```

```
Link State ID: 8.0.39.20 (Area-Local Opaque-Type/ID)
Opaque Type: 8
Opaque ID: 10004
Advertising Router: 10.0.1.1
LS Seq Number: 80000001
Checksum: 0x0fb0
Length: 48
```

```
Link Type: 2
Link ID: 10.11.1.1
Link Data: 10.11.1.2
Flags: 0x60 (-|V|L|-|-|-|-|-)
MT-ID: 0
Weight: 0
SID: 24320
```

```
LS age: 765
Options: 0x22 (-|-|DC|-|-|-|E|-)
LS Type: Area-Local Opaque-LSA
Link State ID: 8.0.39.20 (Area-Local Opaque-Type/ID)
Opaque Type: 8
Opaque ID: 10004
Advertising Router: 10.0.1.11
LS Seq Number: 80000001
Checksum: 0x1588
Length: 52
```

```
Link Type: 2
Link ID: 10.11.1.1
Link Data: 10.11.1.1
Flags: 0x60 (-|V|L|-|-|-|-|-)
MT-ID: 0
Weight: 0
NBR ID: 10.0.1.1
SID: 24320
```

```
PE1#show ip ospf database opaque-area 8.0.39.35
```

```
OSPF Router with ID (10.0.1.11) (Process ID 1 VRF default)
```

```
Area-Local Opaque-LSA (Area 0.0.0.0)
```

```
LS age: 649
Options: 0x22 (-|-|DC|-|-|-|E|-)
LS Type: Area-Local Opaque-LSA
Link State ID: 8.0.39.35 (Area-Local Opaque-Type/ID)
Opaque Type: 8
Opaque ID: 10019
Advertising Router: 10.0.1.1
```

LS Seq Number: 80000001
Checksum: 0x4bfc
Length: 52

Link Type: 2
Link ID: 10.33.1.2
Link Data: 10.33.1.2
Flags: 0x60 (-|V|L|-|-|-|-|-)
MT-ID: 0
Weight: 0
NBR ID: 10.0.1.33
SID: 24322

PE1#show ip ospf database opaque-area 8.0.39.22

OSPF Router with ID (10.0.1.11) (Process ID 1 VRF default)

Area-Local Opaque-LSA (Area 0.0.0.0)

LS age: 734
Options: 0x22 (-|-|DC|-|-|-|E|-)
LS Type: Area-Local Opaque-LSA
Link State ID: 8.0.39.22 (Area-Local Opaque-Type/ID)
Opaque Type: 8
Opaque ID: 10006
Advertising Router: 10.0.1.2
LS Seq Number: 80000001
Checksum: 0x3089
Length: 48

Link Type: 2
Link ID: 10.11.2.1
Link Data: 10.11.2.2
Flags: 0x60 (-|V|L|-|-|-|-|-)
MT-ID: 0
Weight: 0
SID: 24321

LS age: 733
Options: 0x22 (-|-|DC|-|-|-|E|-)
LS Type: Area-Local Opaque-LSA
Link State ID: 8.0.39.22 (Area-Local Opaque-Type/ID)
Opaque Type: 8
Opaque ID: 10006
Advertising Router: 10.0.1.11
LS Seq Number: 80000001
Checksum: 0x5e39
Length: 52

```

Link Type: 2
Link ID: 10.11.2.1
Link Data: 10.11.2.1
  Flags: 0x60 (-|V|L|-|-|-|-)
  MT-ID: 0
  Weight: 0
  NBR ID: 10.0.1.2
  SID: 24321

```

The command below on R1 displays who is advertising the prefix SID.

```
PE1#show ip ospf segment-routing announce-list
```

```

-----
Area 0.0.0.0
Instance 0
-----
Prefix:10.0.1.11/32
Origin Adv-Router:10.0.1.11
Route-Type:1
-----

```

To verify the SID range through opaque LSAs, use the `show ip ospf database opaque-area 4.0.0.0` command. The command displays the SID range and the base SID as well as the LSA details.

```
PE1#show ip ospf database opaque-area 4.0.0.0
```

```

          OSPF Router with ID (10.0.1.11) (Process ID 1 VRF default)

          Area-Local Opaque-LSA (Area 0.0.0.0)

LS age: 730
Options: 0x22 (-|-|DC|-|-|-|E|-)
LS Type: Area-Local Opaque-LSA
Link State ID: 4.0.0.0 (Area-Local Opaque-Type/ID)
Opaque Type: 4
Opaque ID: 0
Advertising Router: 10.0.1.1
LS Seq Number: 80000001
Checksum: 0xac29
Length: 44

    Range Size: 8000
    Base-SID: 16000
    Algorithm: 0

LS age: 643
Options: 0x22 (-|-|DC|-|-|-|E|-)
LS Type: Area-Local Opaque-LSA
Link State ID: 4.0.0.0 (Area-Local Opaque-Type/ID)
Opaque Type: 4
Opaque ID: 0
Advertising Router: 10.0.1.2

```

LS Seq Number: 80000001
Checksum: 0xa62e
Length: 44

Range Size: 8000
Base-SID: 16000
Algorithm: 0

LS age: 819
Options: 0x22 (-|-|DC|-|-|-|E|-)
LS Type: Area-Local Opaque-LSA
Link State ID: 4.0.0.0 (Area-Local Opaque-Type/ID)
Opaque Type: 4
Opaque ID: 0
Advertising Router: 10.0.1.11
LS Seq Number: 80000001
Checksum: 0x705b
Length: 44

Range Size: 8000
Base-SID: 16000
Algorithm: 0

LS age: 575
Options: 0x22 (-|-|DC|-|-|-|E|-)
LS Type: Area-Local Opaque-LSA
Link State ID: 4.0.0.0 (Area-Local Opaque-Type/ID)
Opaque Type: 4
Opaque ID: 0
Advertising Router: 10.0.1.33
LS Seq Number: 80000001
Checksum: 0xebc9
Length: 44

Range Size: 8000
Base-SID: 16000
Algorithm: 0

LS age: 482
Options: 0x22 (-|-|DC|-|-|-|E|-)
LS Type: Area-Local Opaque-LSA
Link State ID: 4.0.0.0 (Area-Local Opaque-Type/ID)
Opaque Type: 4
Opaque ID: 0
Advertising Router: 10.0.1.44
LS Seq Number: 80000001
Checksum: 0xa901

Length: 44

Range Size: 8000
Base-SID: 16000
Algorithm: 0

PE1#show ip ospf database

OSPF Router with ID (10.0.1.11) (Process ID 1 VRF default)

Router Link States (Area 0.0.0.0)

Link ID	ADV Router	Age	Seq#	CkSum	Link count
10.0.1.1	10.0.1.1	509	0x8000000b	0xf736	4
10.0.1.2	10.0.1.2	396	0x80000008	0xa56d	4
10.0.1.11	10.0.1.11	577	0x80000007	0x5a11	3
10.0.1.33	10.0.1.33	405	0x80000006	0x1f5d	3
10.0.1.44	10.0.1.44	395	0x80000004	0x3014	3

Net Link States (Area 0.0.0.0)

Link ID	ADV Router	Age	Seq#	CkSum
10.1.1.1	10.0.1.1	580	0x80000001	0x7397
10.11.1.1	10.0.1.11	671	0x80000001	0x15d8
10.11.2.1	10.0.1.11	577	0x80000001	0x18d3
10.33.1.2	10.0.1.1	509	0x80000001	0x9b2f
10.33.44.1	10.0.1.33	405	0x80000001	0xe56f
10.44.2.2	10.0.1.2	396	0x80000001	0xaa07

Area-Local Opaque-LSA (Area 0.0.0.0)

Link ID	ADV Router	Age	Seq#	CkSum	Opaque ID
1.0.0.1	10.0.1.1	578	0x80000004	0x18fb	1
1.0.0.1	10.0.1.2	576	0x80000003	0x1ef4	1
1.0.0.1	10.0.1.11	575	0x80000004	0x40bf	1
1.0.0.1	10.0.1.33	403	0x80000003	0x9a3a	1
1.0.0.1	10.0.1.44	395	0x80000003	0xc6f7	1
1.0.0.12	10.0.1.1	670	0x80000001	0xc46b	12
1.0.0.12	10.0.1.11	669	0x80000001	0x6abc	12
1.0.0.16	10.0.1.2	576	0x80000001	0xc860	16
1.0.0.16	10.0.1.11	575	0x80000001	0x74ac	16
1.0.0.30	10.0.1.1	578	0x80000001	0x1023	30
1.0.0.30	10.0.1.2	579	0x80000001	0x2809	30
1.0.0.32	10.0.1.44	395	0x80000001	0x5953	32
1.0.0.34	10.0.1.2	394	0x80000001	0x6073	34
1.0.0.36	10.0.1.33	403	0x80000001	0x87ee	36
1.0.0.36	10.0.1.44	404	0x80000001	0x6307	36
1.0.0.40	10.0.1.33	508	0x80000001	0x07c0	40

1.0.0.42	10.0.1.1	507	0x80000001	0xd113	42
4.0.0.0	10.0.1.1	675	0x80000001	0xac29	0
4.0.0.0	10.0.1.2	588	0x80000001	0xa62e	0
4.0.0.0	10.0.1.11	764	0x80000001	0x705b	0
4.0.0.0	10.0.1.33	520	0x80000001	0xebc9	0
4.0.0.0	10.0.1.44	428	0x80000001	0xa901	0
7.0.0.0	10.0.1.1	640	0x80000001	0x7ddc	0
7.0.0.0	10.0.1.2	570	0x80000001	0x77f4	0
7.0.0.0	10.0.1.11	764	0x80000001	0x94d6	0
7.0.0.0	10.0.1.33	520	0x80000001	0x1b60	0
7.0.0.0	10.0.1.44	428	0x80000001	0x6514	0
8.0.39.20	10.0.1.1	670	0x80000001	0x0fb0	10004
8.0.39.20	10.0.1.11	669	0x80000001	0x1588	10004
8.0.39.22	10.0.1.2	576	0x80000001	0x3089	10006
8.0.39.22	10.0.1.11	575	0x80000001	0x5e39	10006
8.0.39.29	10.0.1.1	578	0x80000001	0x1d93	10013
8.0.39.29	10.0.1.2	579	0x80000001	0x9534	10013
8.0.39.30	10.0.1.44	395	0x80000001	0x7ec6	10014
8.0.39.31	10.0.1.2	394	0x80000001	0x0c1c	10015
8.0.39.32	10.0.1.33	403	0x80000001	0xc10b	10016
8.0.39.32	10.0.1.44	404	0x80000001	0x0df8	10016
8.0.39.34	10.0.1.33	508	0x80000001	0x283d	10018
8.0.39.35	10.0.1.1	507	0x80000001	0x4bfc	10019

Segment Routing MPLS OAM

Segment Routing Operations, Administration, and Maintenance (OAM) helps service providers to monitor label-switched paths (LSPs) and quickly isolate forwarding problems to assist with fault detection and troubleshooting in the network.

The Segment Routing OAM feature provides support for FEC (forwarding equivalence classes) LSP Ping and Traceroute, IGP prefix SID FEC type, and partially IGP adjacency-SID FEC.

The following are the main benefits of Segment Routing-OAM Support:

- Operations: Network monitoring and fault management.
- Administration: Network discovery and planning.
- Maintenance: Corrective and preventive activities, minimize occurrences and impact of failures.

Segment Routing Ping

The MPLS LSP ping feature is used to check the connectivity between ingress and egress of LSP. MPLS LSP ping uses MPLS echo request and reply messages, similar to Internet Control Message Protocol (ICMP) echo request and reply messages, to validate an LSP.

Segment routing ping is an extension of the MPLS LSP ping to perform the connectivity verification on the segment routing control plane.

Segment Routing ping can use either generic FEC type or SR control-plane FEC type (ISIS-SR or OSPF-SR)

Segment Routing Traceroute

The MPLS LSP traceroute is used to isolate the failure point of an LSP. It is used for hop-by-hop fault localization and path tracing. The MPLS LSP traceroute feature relies on the expiration of the Time to Live (TTL) value of the packet that carries the echo request.

Similar to segment routing ping, you can initiate the segment routing traceroute operation only when Segment Routing control plane is available at the originator

Segment Routing traceroute can use either generic FEC type or SR control-plane FEC type (OSPF-SR or ISIS-SR).

Kindly refer [Figure 6-4](#)

Validation

These examples show how to use segment routing ping to test the connectivity of a segment routing control plane and segment routing trace to trace LSP of specified Prefix SID.

Ping with other options

```
PE1#ping mpls ospf-sr ipv4 10.0.1.33/32
Sending 5 MPLS Echos to 2.32.0.0, timeout is 5 seconds

Codes:
'!' - Success, 'Q' - request not sent, '.' - timeout,
'x' - Retcode 0, 'M' - Malformed Request, 'm' - Errored TLV,
'N' - LBL Mapping Err, 'D' - DS Mismatch,
'U' - Unknown Interface, 'R' - Transit (LBL Switched),
'B' - IP Forwarded, 'F' No FEC Found, 'f' - FEC Mismatch,
'P' - Protocol Error, 'X' - Unknown code,
'Z' - Reverse FEC Validation Failed

Type 'Ctrl+C' to abort

!
!
!
!
!

Success Rate is 100.00 percent (5/5)
```

Detail

```
PE1#ping mpls ospf-sr ipv4 10.0.1.33/32 detail
Sending 5 MPLS Echos to 10.0.1.33, timeout is 5 seconds

Codes:
'!' - Success, 'Q' - request not sent, '.' - timeout,
'x' - Retcode 0, 'M' - Malformed Request, 'm' - Errored TLV,
'N' - LBL Mapping Err, 'D' - DS Mismatch,
'U' - Unknown Interface, 'R' - Transit (LBL Switched),
'B' - IP Forwarded, 'F' No FEC Found, 'f' - FEC Mismatch,
'P' - Protocol Error, 'X' - Unknown code,
```

'Z' - Reverse FEC Validation Failed

Type 'Ctrl+C' to abort

```
! seq_num = 1 10.0.1.33 1.10 ms
! seq_num = 2 10.0.1.33 0.61 ms
! seq_num = 3 10.0.1.33 0.58 ms
! seq_num = 4 10.0.1.33 0.59 ms
! seq_num = 5 10.0.1.33 0.58 ms
```

Success Rate is 100.00 percent (5/5)
round-trip min/avg/max = 0.58/0.84/1.10

Destination

```
PE1#ping mpls ospf-sr ipv4 10.0.1.33/32 destination 127.1.0.1 detail
Sending 5 MPLS Echos to 10.0.1.33, timeout is 5 seconds
```

Codes:

```
'!' - Success, 'Q' - request not sent, '.' - timeout,
'x' - Retcode 0, 'M' - Malformed Request, 'm' - Errored TLV,
'N' - LBL Mapping Err, 'D' - DS Mismatch,
'U' - Unknown Interface, 'R' - Transit (LBL Switched),
'B' - IP Forwarded, 'F' No FEC Found, 'f' - FEC Mismatch,
'P' - Protocol Error, 'X' - Unknown code,
'Z' - Reverse FEC Validation Failed
```

Type 'Ctrl+C' to abort

```
! seq_num = 1 10.0.1.33 0.69 ms
! seq_num = 2 10.0.1.33 0.61 ms
! seq_num = 3 10.0.1.33 0.45 ms
! seq_num = 4 10.0.1.33 0.56 ms
! seq_num = 5 10.0.1.33 0.52 ms
```

Success Rate is 100.00 percent (5/5)
round-trip min/avg/max = 0.45/0.57/0.69

Source

```
PE1#ping mpls ospf-sr ipv4 10.0.1.33/32 source 10.0.1.11
Sending 5 MPLS Echos to 2.32.0.0, timeout is 5 seconds
```

Codes:

```
'!' - Success, 'Q' - request not sent, '.' - timeout,
'x' - Retcode 0, 'M' - Malformed Request, 'm' - Errored TLV,
'N' - LBL Mapping Err, 'D' - DS Mismatch,
'U' - Unknown Interface, 'R' - Transit (LBL Switched),
'B' - IP Forwarded, 'F' No FEC Found, 'f' - FEC Mismatch,
'P' - Protocol Error, 'X' - Unknown code,
'Z' - Reverse FEC Validation Failed
```

Type 'Ctrl+C' to abort

!
!
!
!
!

Success Rate is 100.00 percent (5/5)

Flags

PE1#ping mpls ospf-sr ipv4 10.0.1.33/32 destination 127.1.0.1 flags detail
Sending 5 MPLS Echos to 10.0.1.33, timeout is 5 seconds

Codes:

'!' - Success, 'Q' - request not sent, '.' - timeout,
'x' - Retcode 0, 'M' - Malformed Request, 'm' - Errored TLV,
'N' - LBL Mapping Err, 'D' - DS Mismatch,
'U' - Unknown Interface, 'R' - Transit (LBL Switched),
'B' - IP Forwarded, 'F' No FEC Found, 'f' - FEC Mismatch,
'P' - Protocol Error, 'X' - Unknown code,
'Z' - Reverse FEC Validation Failed

Type 'Ctrl+C' to abort

! seq_num = 1 10.0.1.33 0.63 ms
! seq_num = 2 10.0.1.33 0.58 ms
! seq_num = 3 10.0.1.33 0.65 ms
! seq_num = 4 10.0.1.33 0.56 ms
! seq_num = 5 10.0.1.33 0.56 ms

Success Rate is 100.00 percent (5/5)
round-trip min/avg/max = 0.56/0.61/0.65

Timeout

PE1#ping mpls ospf-sr ipv4 10.0.1.33/32 timeout 500 detail
Sending 5 MPLS Echos to 10.0.1.33, timeout is 500 seconds

Codes:

'!' - Success, 'Q' - request not sent, '.' - timeout,
'x' - Retcode 0, 'M' - Malformed Request, 'm' - Errored TLV,
'N' - LBL Mapping Err, 'D' - DS Mismatch,
'U' - Unknown Interface, 'R' - Transit (LBL Switched),
'B' - IP Forwarded, 'F' No FEC Found, 'f' - FEC Mismatch,
'P' - Protocol Error, 'X' - Unknown code,
'Z' - Reverse FEC Validation Failed

Type 'Ctrl+C' to abort

! seq_num = 1 10.0.1.33 0.89 ms

```
! seq_num = 2 10.0.1.33 0.61 ms
! seq_num = 3 10.0.1.33 0.59 ms
! seq_num = 4 10.0.1.33 0.62 ms
! seq_num = 5 10.0.1.33 0.63 ms
```

```
Success Rate is 100.00 percent (5/5)
round-trip min/avg/max = 0.59/0.74/0.89
```

Force-explicit-null

```
PE1#ping mpls ospf-sr ipv4 10.0.1.33/32 force-explicit-null detail
Sending 5 MPLS Echos to 10.0.1.33, timeout is 5 seconds
```

Codes:

```
'!' - Success, 'Q' - request not sent, '.' - timeout,
'x' - Retcode 0, 'M' - Malformed Request, 'm' - Errored TLV,
'N' - LBL Mapping Err, 'D' - DS Mismatch,
'U' - Unknown Interface, 'R' - Transit (LBL Switched),
'B' - IP Forwarded, 'F' No FEC Found, 'f' - FEC Mismatch,
'P' - Protocol Error, 'X' - Unknown code,
'Z' - Reverse FEC Validation Failed
```

Type 'Ctrl+C' to abort

```
! seq_num = 1 10.0.1.33 0.81 ms
! seq_num = 2 10.0.1.33 0.54 ms
! seq_num = 3 10.0.1.33 0.51 ms
! seq_num = 4 10.0.1.33 0.57 ms
! seq_num = 5 10.0.1.33 0.74 ms
```

```
Success Rate is 100.00 percent (5/5)
round-trip min/avg/max = 0.51/0.66/0.81
```

Reply-mode

```
PE1#ping mpls ospf-sr ipv4 10.0.1.33/32 reply-mode 2 detail
Sending 5 MPLS Echos to 10.0.1.33, timeout is 5 seconds
```

Codes:

```
'!' - Success, 'Q' - request not sent, '.' - timeout,
'x' - Retcode 0, 'M' - Malformed Request, 'm' - Errored TLV,
'N' - LBL Mapping Err, 'D' - DS Mismatch,
'U' - Unknown Interface, 'R' - Transit (LBL Switched),
'B' - IP Forwarded, 'F' No FEC Found, 'f' - FEC Mismatch,
'P' - Protocol Error, 'X' - Unknown code,
'Z' - Reverse FEC Validation Failed
```

Type 'Ctrl+C' to abort

```
! seq_num = 1 10.0.1.33 0.91 ms
! seq_num = 2 10.0.1.33 0.73 ms
! seq_num = 3 10.0.1.33 0.62 ms
```

```
! seq_num = 4 10.0.1.33 0.70 ms
! seq_num = 5 10.0.1.33 0.57 ms

Success Rate is 100.00 percent (5/5)
round-trip min/avg/max = 0.57/0.74/0.91
```

Repeat

```
PE1#ping mpls ospf-sr ipv4 10.0.1.33/32 repeat 5 detail
Sending 5 MPLS Echos to 10.0.1.33, timeout is 5 seconds
```

Codes:

```
'!' - Success, 'Q' - request not sent, '.' - timeout,
'x' - Retcode 0, 'M' - Malformed Request, 'm' - Errored TLV,
'N' - LBL Mapping Err, 'D' - DS Mismatch,
'U' - Unknown Interface, 'R' - Transit (LBL Switched),
'B' - IP Forwarded, 'F' No FEC Found, 'f' - FEC Mismatch,
'P' - Protocol Error, 'X' - Unknown code,
'Z' - Reverse FEC Validation Failed
```

Type 'Ctrl+C' to abort

```
! seq_num = 1 10.0.1.33 0.80 ms
! seq_num = 2 10.0.1.33 0.71 ms
! seq_num = 3 10.0.1.33 0.58 ms
! seq_num = 4 10.0.1.33 0.56 ms
! seq_num = 5 10.0.1.33 0.54 ms

Success Rate is 100.00 percent (5/5)
round-trip min/avg/max = 0.54/0.67/0.80
```

Interval

```
PE1#ping mpls ospf-sr ipv4 10.0.1.33/32 interval 10 detail
Sending 5 MPLS Echos to 10.0.1.33, timeout is 5 seconds
```

Codes:

```
'!' - Success, 'Q' - request not sent, '.' - timeout,
'x' - Retcode 0, 'M' - Malformed Request, 'm' - Errored TLV,
'N' - LBL Mapping Err, 'D' - DS Mismatch,
'U' - Unknown Interface, 'R' - Transit (LBL Switched),
'B' - IP Forwarded, 'F' No FEC Found, 'f' - FEC Mismatch,
'P' - Protocol Error, 'X' - Unknown code,
'Z' - Reverse FEC Validation Failed
```

Type 'Ctrl+C' to abort

```
! seq_num = 1 10.0.1.33 0.74 ms
! seq_num = 2 10.0.1.33 0.62 ms
! seq_num = 3 10.0.1.33 0.56 ms
! seq_num = 4 10.0.1.33 0.62 ms
! seq_num = 5 10.0.1.33 0.64 ms
```

```
Success Rate is 100.00 percent (5/5)
round-trip min/avg/max = 0.56/0.65/0.74
```

TTL

```
PE1#ping mpls ospf-sr ipv4 10.0.1.33/32 ttl 225 detail
Sending 5 MPLS Echos to 10.0.1.33, timeout is 5 seconds
```

Codes:

```
'!' - Success, 'Q' - request not sent, '.' - timeout,
'x' - Retcode 0, 'M' - Malformed Request, 'm' - Errored TLV,
'N' - LBL Mapping Err, 'D' - DS Mismatch,
'U' - Unknown Interface, 'R' - Transit (LBL Switched),
'B' - IP Forwarded, 'F' No FEC Found, 'f' - FEC Mismatch,
'P' - Protocol Error, 'X' - Unknown code,
'Z' - Reverse FEC Validation Failed
```

Type 'Ctrl+C' to abort

```
! seq_num = 1 10.0.1.33 0.76 ms
! seq_num = 2 10.0.1.33 0.67 ms
! seq_num = 3 10.0.1.33 0.70 ms
! seq_num = 4 10.0.1.33 0.64 ms
! seq_num = 5 10.0.1.33 0.51 ms
```

```
Success Rate is 100.00 percent (5/5)
round-trip min/avg/max = 0.51/0.63/0.76
```

Trace with other options

Details

```
PE1#trace mpls ospf-sr ipv4 10.0.1.33/32 detail
Tracing MPLS Label Switched Path to 10.0.1.33, timeout is 5 seconds
```

Codes:

```
'!' - Success, 'Q' - request not sent, '.' - timeout,
'x' - Retcode 0, 'M' - Malformed Request, 'm' - Errored TLV,
'N' - LBL Mapping Err, 'D' - DS Mismatch,
'U' - Unknown Interface, 'R' - Transit (LBL Switched),
'B' - IP Forwarded, 'F' No FEC Found, 'f' - FEC Mismatch,
'P' - Protocol Error, 'X' - Unknown code,
'Z' - Reverse FEC Validation Failed
```

Type 'Ctrl+C' to abort

```
0 10.11.1.1 [Labels: 4 16700]
R 1 10.0.1.1 [Labels: 16700] 0.94 ms
R 2 10.0.1.3 [Labels: 16700] 0.99 ms
! 3 10.0.1.33 0.77 ms
```

Destination

```
PE1#trace mpls ospf-sr ipv4 10.0.1.33/32 destination 127.1.0.1 detail
Tracing MPLS Label Switched Path to 10.0.1.33, timeout is 5 seconds
```

Codes:

```
'!' - Success, 'Q' - request not sent, '.' - timeout,
'x' - Retcode 0, 'M' - Malformed Request, 'm' - Errored TLV,
'N' - LBL Mapping Err, 'D' - DS Mismatch,
'U' - Unknown Interface, 'R' - Transit (LBL Switched),
'B' - IP Forwarded, 'F' No FEC Found, 'f' - FEC Mismatch,
'P' - Protocol Error, 'X' - Unknown code,
'Z' - Reverse FEC Validation Failed
```

Type 'Ctrl+C' to abort

```
0 10.11.1.1 [Labels: 4 16700]
R 1 10.0.1.1 [Labels: 16700] 0.82 ms
R 2 10.0.1.3 [Labels: 16700] 0.84 ms
! 3 10.0.1.33 0.84 ms
```

Source

```
PE1#trace mpls ospf-sr ipv4 10.0.1.33/32 destination 127.1.0.1 source 10.0.1.11 detail
Tracing MPLS Label Switched Path to 10.0.1.33, timeout is 5 seconds
```

Codes:

```
'!' - Success, 'Q' - request not sent, '.' - timeout,
'x' - Retcode 0, 'M' - Malformed Request, 'm' - Errored TLV,
'N' - LBL Mapping Err, 'D' - DS Mismatch,
'U' - Unknown Interface, 'R' - Transit (LBL Switched),
'B' - IP Forwarded, 'F' No FEC Found, 'f' - FEC Mismatch,
'P' - Protocol Error, 'X' - Unknown code,
'Z' - Reverse FEC Validation Failed
```

Type 'Ctrl+C' to abort

```
0 10.11.1.1 [Labels: 4 16700]
R 1 10.0.1.1 [Labels: 16700] 0.88 ms
R 2 10.0.1.3 [Labels: 16700] 0.91 ms
! 3 10.0.1.33 0.57 ms
```

Flags

```
PE1#trace mpls ospf-sr ipv4 10.0.1.33/32 flags detail
Tracing MPLS Label Switched Path to 10.0.1.33, timeout is 5 seconds
```

Codes:

```
'!' - Success, 'Q' - request not sent, '.' - timeout,
'x' - Retcode 0, 'M' - Malformed Request, 'm' - Errored TLV,
'N' - LBL Mapping Err, 'D' - DS Mismatch,
'U' - Unknown Interface, 'R' - Transit (LBL Switched),
'B' - IP Forwarded, 'F' No FEC Found, 'f' - FEC Mismatch,
```

'P' - Protocol Error, 'X' - Unknown code,
'Z' - Reverse FEC Validation Failed

Type 'Ctrl+C' to abort

```
0 10.11.1.1 [Labels: 4 16700]
R 1 10.0.1.1 [Labels: 16700] 0.85 ms
R 2 10.0.1.3 [Labels: 16700] 0.90 ms
! 3 10.0.1.33 0.56 ms
```

Reply mode

```
PE1#trace mpls ospf-sr ipv4 10.0.1.33/32 reply-mode 2 detail
Tracing MPLS Label Switched Path to 10.0.1.33, timeout is 5 seconds
```

Codes:

'!' - Success, 'Q' - request not sent, '.' - timeout,
'x' - Retcode 0, 'M' - Malformed Request, 'm' - Errored TLV,
'N' - LBL Mapping Err, 'D' - DS Mismatch,
'U' - Unknown Interface, 'R' - Transit (LBL Switched),
'B' - IP Forwarded, 'F' No FEC Found, 'f' - FEC Mismatch,
'P' - Protocol Error, 'X' - Unknown code,
'Z' - Reverse FEC Validation Failed

Type 'Ctrl+C' to abort

```
0 10.11.1.1 [Labels: 4 16700]
R 1 10.0.1.1 [Labels: 16700] 0.82 ms
R 2 10.0.1.3 [Labels: 16700] 0.91 ms
! 3 10.0.1.33 0.66 ms
```

Repeat

```
PE1#trace mpls ospf-sr ipv4 10.0.1.33/32 repeat 100 detail
Tracing MPLS Label Switched Path to 10.0.1.33, timeout is 5 seconds
```

Codes:

'!' - Success, 'Q' - request not sent, '.' - timeout,
'x' - Retcode 0, 'M' - Malformed Request, 'm' - Errored TLV,
'N' - LBL Mapping Err, 'D' - DS Mismatch,
'U' - Unknown Interface, 'R' - Transit (LBL Switched),
'B' - IP Forwarded, 'F' No FEC Found, 'f' - FEC Mismatch,
'P' - Protocol Error, 'X' - Unknown code,
'Z' - Reverse FEC Validation Failed

Type 'Ctrl+C' to abort

```
0 10.11.1.1 [Labels: 4 16700]
R 1 10.0.1.1 [Labels: 16700] 0.76 ms
R 2 10.0.1.3 [Labels: 16700] 0.89 ms
! 3 10.0.1.33 0.72 ms
```

Interval

```
PE1#trace mpls ospf-sr ipv4 10.0.1.33/32 interval 100 detail
Tracing MPLS Label Switched Path to 10.0.1.33, timeout is 5 seconds
```

Codes:

```
'!' - Success, 'Q' - request not sent, '.' - timeout,
'x' - Retcode 0, 'M' - Malformed Request, 'm' - Errored TLV,
'N' - LBL Mapping Err, 'D' - DS Mismatch,
'U' - Unknown Interface, 'R' - Transit (LBL Switched),
'B' - IP Forwarded, 'F' No FEC Found, 'f' - FEC Mismatch,
'P' - Protocol Error, 'X' - Unknown code,
'Z' - Reverse FEC Validation Failed
```

Type 'Ctrl+C' to abort

```
0 10.11.1.1 [Labels: 4 16700]
R 1 10.0.1.1 [Labels: 16700] 0.79 ms
R 2 10.0.1.3 [Labels: 16700] 0.98 ms
! 3 10.0.1.33 0.76 ms
```

Timeout

```
PE1#trace mpls ospf-sr ipv4 10.0.1.33/32 timeout 300 detail
Tracing MPLS Label Switched Path to 10.0.1.33, timeout is 300 seconds
```

Codes:

```
'!' - Success, 'Q' - request not sent, '.' - timeout,
'x' - Retcode 0, 'M' - Malformed Request, 'm' - Errored TLV,
'N' - LBL Mapping Err, 'D' - DS Mismatch,
'U' - Unknown Interface, 'R' - Transit (LBL Switched),
'B' - IP Forwarded, 'F' No FEC Found, 'f' - FEC Mismatch,
'P' - Protocol Error, 'X' - Unknown code,
'Z' - Reverse FEC Validation Failed
```

Type 'Ctrl+C' to abort

```
0 10.11.1.1 [Labels: 4 16700]
R 1 10.0.1.1 [Labels: 16700] 0.94 ms
R 2 10.0.1.3 [Labels: 16700] 0.90 ms
! 3 10.0.1.33 0.70 ms
```

CHAPTER 7 Configuring OSPF Inter-Area Segment Routing

This chapter shows how to configure segment routing between routers in different areas.

Topology

In the topology in [Figure 7-5](#):

- Router 1 and router 2 are in backbone area 0
- Router 3 is an area border router (ABR) connected to both areas 0 and area 1
- Router 4 is in area 1

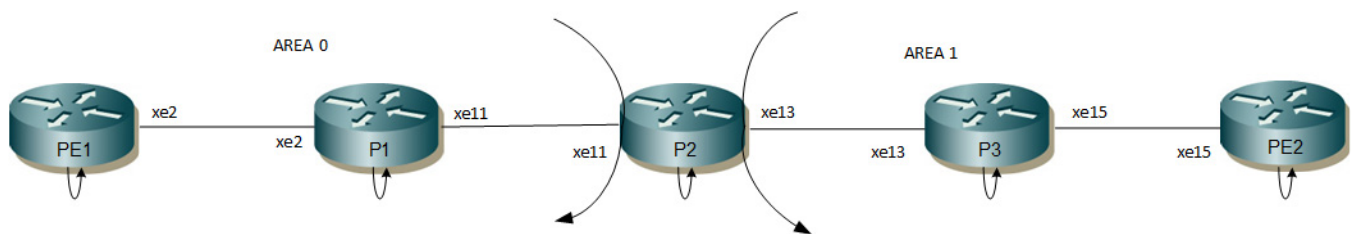


Figure 7-5: OSPF Inter-Area Segment Routing Topology

PE1

PE1#configure terminal	Enter configure mode.
PE1(config)#int lo	Enter interface mode.
PE1(config-if)#ip address 10.0.1.11/32 secondary	Configure the IP address of the interface.
PE1(config-if)# prefix-sid absolute 16000 no-php	Assign the Prefix SID value.
PE1(config-if)#exit	Exit interface mode.
PE1(config)#int xe2	Enter interface mode.
PE1(config-if)#ip address 10.11.1.1/30	Configure the IP address of the interface.
PE1(config-if)#label-switching	Enable label switching.
PE1(config-if)#exit	Exit interface mode.
PE1(config)#router ospf 1	Configure the routing process and specify the Process ID (1).
PE1(config-router)#router-id 10.0.1.11	Advertise the router-id
PE1(config-router)#network 10.0.1.11/32 area 0.0.0.0	Advertise the lo interface in OSPF area 0.
PE1(config-router)#network 10.11.1.0/30 area 0.0.0.0	Advertise the xe2 interface in OSPF area 0.
PE1(config-router)# ospf segment-routing global block 16000 23999	Advertise the segment routing global block range.
PE1(config-router)# segment-routing mpls	Enable Segment Routing for the OSPF process.

PE1 (config-router) #exit	Exit router mode.
PE1 (config) #commit	Commit the candidate configuration to the running configuration.

P1

P1#configure terminal	Enter configure mode.
P1 (config) #int lo	Enter interface mode.
P1 (config-if) #ip address 10.0.1.1/32 secondary	Configure the IP address of the interface.
P1 (config-if) # prefix-sid index 1000 no-php	Assign the Prefix SID value.
P1 (config-if) #exit	Exit interface mode.
P1 (config) #int xe2	Enter interface mode.
P1 (config-if) #ip address 10.11.1.2/30	Configure the IP address of the interface.
P1 (config-if) #label-switching	Enable label switching.
P1 (config-if) #exit	Exit interface mode.
P1 (config) #int xe11	Enter interface mode.
P1 (config-if) #ip address 10.1.1.1/30	Configure the IP address of the interface.
P1 (config-if) #label-switching	Enable label switching.
P1 (config-if) #exit	Exit interface mode.
P1 (config) #router ospf 1	Configure the routing process and specify the Process ID (1).
P1 (config-router) #router-id 10.0.1.1	Advertise the router-id
P1 (config-router) #network 10.0.1.1/32 area 0.0.0.0	Advertise the lo interface in OSPF area 0.
P1 (config-router) #network 10.11.1.0/30 area 0.0.0.0	Advertise the xe2 interface in OSPF area 0.
P1 (config-router) #network 10.1.1.0/30 area 0.0.0.0	Advertise the xe11 interface in OSPF area 0.
P1 (config-router) # ospf segment- routing global block 16000 23999	Advertise the segment routing global block range.
P1 (config-router) # segment-routing mpls	Enable Segment Routing for the OSPF process.
P1 (config-router) #exit	Exit router mode.
P1 (config) #commit	Commit the candidate configuration to the running configuration.

P2

P2#configure terminal	Enter configure mode.
P2 (config) #int xe11	Enter interface mode.
P2 (config-if) #ip address 10.1.1.2/30	Configure the IP address of the interface.
P2 (config-if) #label-switching	Enable Label Switching
P2 (config-if) #exit	Exit interface mode.
P2 (config) #int xe13	Enter interface mode.
P2 (config-if) #ip address 10.44.2.2/30	Configure the IP address of the interface.

P2(config-if)#label-switching	Enable label switching.
P2(config-if)#exit	Exit interface mode.
P2(config)#int lo	Enter interface mode.
P2(config-if)#ip address 10.0.1.2/32 secondary	Configure the IP address in the loopback interface
P2(config-if)#prefix-sid index 2000 no-php	Set the prefix SID value.
P2(config-if)#exit	Exit interface mode.
P2(config)#router ospf 1	Configure the routing process and specify the Process ID (1).
P2(config-router)#router-id 10.0.1.2	Advertise the router-id
P2(config-router)#network 10.0.1.2/32 area 0.0.0.0	Advertise the lo interface in OSPF area 0.
P2(config-router)#network 10.44.2.0/30 area 1	Advertise the xe13 interface in OSPF area 1.
P2(config-router)#network 10.1.1.0/30 area 0	Advertise the xe11 interface in OSPF area 0.
P2(config-router)#ospf segment-routing global block 16000 23999	Advertise the segment routing global block range.
P2(config-router)#segment-routing mpls	Enable Segment Routing for the OSPF process.
P2(config-router)#exit	Exit router mode.
P2(config)#commit	Commit the candidate configuration to the running configuration.

P3

P3#configure terminal	Enter configure mode.
P3(config)#int xe13	Enter interface mode.
P3(config-if)#ip address 10.44.2.1/30	Configure the IP address of the interface.
P3(config-if)#label-switching	Enable label switching.
P3(config-if)#exit	Exit interface mode.
P3(config)#int xe15	Enter interface mode.
P3(config-if)#ip address 10.33.44.2/30	Configure the IP address of the interface.
P3(config-if)#label-switching	Enable Label Switching
P3(config-if)#exit	Exit interface mode.
P3(config)#int lo	Enter interface mode.
P3(config-if)#ip address 10.0.1.44/32 secondary	Configure the IP address in the loopback interface
P3(config-if)#prefix-sid absolute 20000 no-php	Set the prefix SID value.
P3(config-if)#exit	Exit interface mode.
P3(config)#router ospf 1	Configure the routing process and specify the Process ID (1).
P3(config-router)#router-id 10.0.1.44	Advertise the router-id
P3(config-router)#network 10.0.1.44/32 area 1	Advertise the lo interface in OSPF area 1.
P3(config-router)#network 10.44.2.0/30 area 1	Advertise the xe13 interface in OSPF area 1.

P3(config-router)#network 10.33.44.2/30 area 1	Advertise the xe15 interface in OSPF area 1.
P3(config-router)# ospf segment-routing global block 16000 23999	Advertise the segment routing global block range.
P3(config-router)#segment-routing mpls	Enable Segment Routing for the OSPF process.
P3(config-router)#exit	Exit router mode.
P3(config)#commit	Commit the candidate configuration to the running configuration.

PE2

PE2#configure terminal	Enter configure mode.
PE2(config)#int xe15	Enter interface mode.
PE2(config-if)#ip address 10.33.44.1/30	Configure the IP address of the interface.
PE2(config-if)#label-switching	Enable label switching.
PE2(config-if)#exit	Exit interface mode.
PE2(config)#int lo	Enter interface mode.
PE2(config-if)#ip address 10.0.1.33/32 secondary	Configure the IP address of the interface.
PE2(config-if)# prefix-sid absolute 19000 no-php	Assign the Prefix SID value.
PE2(config-if)#exit	Exit interface mode.
PE2(config)#router ospf 1	Configure the routing process and specify the Process ID (1).
PE2(config-router)#router-id 10.0.1.33	Advertise the router-id
PE2(config-router)#network 10.33.44.0/30 area 1	Advertise the xe15 interface in OSPF area 1.
PE2(config-router)#network 10.0.1.33/32 area 1	Advertise the lo interface in OSPF area 1.
PE2(config-router)# ospf segment-routing global block 16000 23999	Advertise the segment routing global block range.
PE2(config-router)# segment-routing mpls	Enable Segment Routing for the OSPF process.
PE2(config-router)#exit	Exit router mode.
PE2(config)#commit	Commit the candidate configuration to the running configuration.

Validation

Validation 1

Verify OSPF neighbor adjacency between all 5 routers.

PE1#show ip ospf neighbor

```
Total number of full neighbors: 1
OSPF process 1 VRF(default):
Neighbor ID      Pri   State           Dead Time   Address           Interface           Instance ID
```



```
10.0.1.1          1    Full/Backup    00:00:32    10.11.1.2    xe2          0
```

```
P1#show ip ospf neighbor
```

```
Total number of full neighbors: 2
```

```
OSPF process 1 VRF(default):
```

Neighbor ID	Pri	State	Dead Time	Address	Interface	Instance ID
10.0.1.2	1	Full/Backup	00:00:29	10.1.1.2	xe11	0
10.0.1.11	1	Full/DR	00:00:38	10.11.1.1	xe2	0

```
P2#show ip ospf neighbor
```

```
Total number of full neighbors: 2
```

```
OSPF process 1 VRF(default):
```

Neighbor ID	Pri	State	Dead Time	Address	Interface	Instance ID
10.0.1.1	1	Full/DR	00:00:30	10.1.1.1	xe11	0
10.0.1.44	1	Full/Backup	00:00:30	10.44.2.1	xe13	0

```
PE2#show ip ospf neighbor
```

```
Total number of full neighbors: 1
```

```
OSPF process 1 VRF(default):
```

Neighbor ID	Pri	State	Dead Time	Address	Interface	Instance ID
10.0.1.44	1	Full/DR	00:00:37	10.33.44.2	xe15	0

```
P3#show ip ospf neighbor
```

```
Total number of full neighbors: 2
```

```
OSPF process 1 VRF(default):
```

Neighbor ID	Pri	State	Dead Time	Address	Interface	Instance ID
10.0.1.33	1	Full/Backup	00:00:33	10.33.44.1	xe15	0
10.0.1.2	1	Full/DR	00:00:32	10.44.2.2	xe13	0

Validation 2

Verify that segment routing is enabled and that prefix SIDs are announced to other routers via OSPF opaque LSAs. Verify that labels are in the MPLS forwarding table and that prefix SIDs are installed. Verify the same in FTN and ILM tables. For a penultimate hop, label 3 is installed in forwarding tables.

Use `show mpls forwarding-table` to verify that Configured Prefix SIDs can be seen in the ILM table in the label field. Use `show mpls ilm-table` to verify the same.

For prefix advertisement, if "Route type" is 1, then it is intra-area; if it is 3, then the prefix SID is belongs to the inter-area. Verify the same using `show ip ospf segment-routing announce-list`.

To verify prefix-sid advertisement through opaque LSAs, use `show ip ospf database opaque-area 7.0.0.1`.

PE1 in Backbone Area 0

```
PE1#show mpls forwarding-table
```

```
Codes: > - installed FTN, * - selected FTN, p - stale FTN,
        B - BGP FTN, K - CLI FTN, t - tunnel, P - SR Policy FTN,
        L - LDP FTN, R - RSVP-TE FTN, S - SNMP FTN, I - IGP-Shortcut,
        U - unknown FTN, O - SR-OSPF FTN, i - SR-ISIS FTN, k - SR-CLI FTN
```

Code	FEC	FTN-ID	Tunnel-id	Pri	LSP-Type	Out-Label	Out-Intf	ELC	Nexthop
O>	10.0.1.1/32	1	0	Yes	LSP_DEFAULT	17000	xe2	No	10.11.1.2
O>	10.0.1.2/32	2	0	Yes	LSP_DEFAULT	18000	xe2	No	10.11.1.2
O>	10.0.1.33/32	4	0	Yes	LSP_DEFAULT	19000	xe2	No	10.11.1.2
O>	10.0.1.44/32	3	0	Yes	LSP_DEFAULT	20000	xe2	No	10.11.1.2

```
PE1#show mpls ftn-table
```

Primary FTN entry with FEC: 10.0.1.1/32, id: 1, row status: Active
 Owner: OSPF-SR, distance: 110, Action-type: Redirect to Tunnel, Exp-bits: 0x0, Incoming DSCP: none
 Tunnel id: 0, Protected LSP id: 0, QoS Resource id: 0, Description: N/A
 Cross connect ix: 1, in intf: - in label: 0 out-segment ix: 1
 Owner: OSPF-SR, Persistent: No, Admin Status: Up, Oper Status: Up
 Out-segment with ix: 1, owner: OSPF-SR, Stale: NO, out intf: xe2, out label: 17000
 Nexthop addr: 10.11.1.2 cross connect ix: 1, op code: Push

Primary FTN entry with FEC: 10.0.1.2/32, id: 2, row status: Active
 Owner: OSPF-SR, distance: 110, Action-type: Redirect to Tunnel, Exp-bits: 0x0, Incoming DSCP: none
 Tunnel id: 0, Protected LSP id: 0, QoS Resource id: 0, Description: N/A
 Cross connect ix: 2, in intf: - in label: 0 out-segment ix: 3
 Owner: OSPF-SR, Persistent: No, Admin Status: Up, Oper Status: Up
 Out-segment with ix: 3, owner: OSPF-SR, Stale: NO, out intf: xe2, out label: 18000
 Nexthop addr: 10.11.1.2 cross connect ix: 2, op code: Push

Primary FTN entry with FEC: 10.0.1.33/32, id: 4, row status: Active
 Owner: OSPF-SR, distance: 110, Action-type: Redirect to Tunnel, Exp-bits: 0x0, Incoming DSCP: none
 Tunnel id: 0, Protected LSP id: 0, QoS Resource id: 0, Description: N/A
 Cross connect ix: 4, in intf: - in label: 0 out-segment ix: 7
 Owner: OSPF-SR, Persistent: No, Admin Status: Up, Oper Status: Up
 Out-segment with ix: 7, owner: OSPF-SR, Stale: NO, out intf: xe2, out label: 19000
 Nexthop addr: 10.11.1.2 cross connect ix: 4, op code: Push

Primary FTN entry with FEC: 10.0.1.44/32, id: 3, row status: Active
 Owner: OSPF-SR, distance: 110, Action-type: Redirect to Tunnel, Exp-bits: 0x0, Incoming DSCP: none
 Tunnel id: 0, Protected LSP id: 0, QoS Resource id: 0, Description: N/A
 Cross connect ix: 3, in intf: - in label: 0 out-segment ix: 5
 Owner: OSPF-SR, Persistent: No, Admin Status: Up, Oper Status: Up
 Out-segment with ix: 5, owner: OSPF-SR, Stale: NO, out intf: xe2, out label: 20000
 Nexthop addr: 10.11.1.2 cross connect ix: 3, op code: Push

PE1#show mpls ilm-table

Codes: > - installed ILM, * - selected ILM, p - stale ILM
 K - CLI ILM, T - MPLS-TP, s - Stitched ILM
 S - SNMP, L - LDP, R - RSVP, C - CRLDP
 B - BGP, K - CLI, V - LDP_VC, I - IGP_SHORTCUT
 O - OSPF/OSPF6 SR, i - ISIS SR, k - SR CLI
 P - SR Policy, U - unknown

Code	FEC/VRF/L2CKT	ILM-ID	In-Label	Out-Label	In-Intf	Out-Intf/VRF	Nexthop	LSP-Type
O>	10.0.1.2/32	3	18000	18000	N/A	xe2	10.11.1.2	LSP_DEFAULT
O>	10.0.1.1/32	2	17000	17000	N/A	xe2	10.11.1.2	LSP_DEFAULT
O>	10.0.1.11/32	1	16000	NoLabel	N/A	N/A	127.0.0.1	LSP_DEFAULT
O>	10.0.1.44/32	4	20000	20000	N/A	xe2	10.11.1.2	LSP_DEFAULT
O>	10.0.1.33/32	5	19000	19000	N/A	xe2	10.11.1.2	LSP_DEFAULT
O>	10.11.1.2/32	6	24320	3	N/A	xe2	10.11.1.2	LSP_DEFAULT

PE1#show mpls in-segment-table

Owner: OSPF-SR, # of pops: 1, fec: 10.0.1.2/32, ILM-ID: 3
 Cross connect ix: 2, in intf: - in label: 18000 out-segment ix: 3
 Owner: OSPF-SR, Persistent: No, Admin Status: Up, Oper Status: Up
 Out-segment with ix: 3, owner: OSPF-SR, Stale: NO, out intf: xe2, out label: 18000
 Nexthop addr: 10.11.1.2 cross connect ix: 2, op code: Swap

Owner: OSPF-SR, # of pops: 1, fec: 10.0.1.1/32, ILM-ID: 2
 Cross connect ix: 1, in intf: - in label: 17000 out-segment ix: 1
 Owner: OSPF-SR, Persistent: No, Admin Status: Up, Oper Status: Up
 Out-segment with ix: 1, owner: OSPF-SR, Stale: NO, out intf: xe2, out label: 17000
 Nexthop addr: 10.11.1.2 cross connect ix: 1, op code: Swap

```
Owner: OSPF-SR, # of pops: 1, fec: 10.0.1.11/32, ILM-ID: 1
  Cross connect ix: 1, in intf: - in label: 16000 out-segment ix: 0
  Owner: OSPF-SR, Persistent: No, Admin Status: Up, Oper Status: Up
  Out-segment with ix: 0, owner: CLI, Stale: NO, out intf: N/A, out label: N/A
  Nexthop addr: 127.0.0.1          cross connect ix: 1, op code: Pop
```

```
Owner: OSPF-SR, # of pops: 1, fec: 10.0.1.44/32, ILM-ID: 4
  Cross connect ix: 3, in intf: - in label: 20000 out-segment ix: 5
  Owner: OSPF-SR, Persistent: No, Admin Status: Up, Oper Status: Up
  Out-segment with ix: 5, owner: OSPF-SR, Stale: NO, out intf: xe2, out label: 20000
  Nexthop addr: 10.11.1.2          cross connect ix: 3, op code: Swap
```

```
Owner: OSPF-SR, # of pops: 1, fec: 10.0.1.33/32, ILM-ID: 5
  Cross connect ix: 4, in intf: - in label: 19000 out-segment ix: 7
  Owner: OSPF-SR, Persistent: No, Admin Status: Up, Oper Status: Up
  Out-segment with ix: 7, owner: OSPF-SR, Stale: NO, out intf: xe2, out label: 19000
  Nexthop addr: 10.11.1.2          cross connect ix: 4, op code: Swap
```

```
Owner: OSPF-SR, # of pops: 1, fec: 10.11.1.2/32, ILM-ID: 6
  Cross connect ix: 5, in intf: - in label: 24320 out-segment ix: 9
  Owner: N/A, Persistent: No, Admin Status: Up, Oper Status: Up
  Out-segment with ix: 9, owner: N/A, Stale: NO, out intf: xe2, out label: 3
  Nexthop addr: 10.11.1.2          cross connect ix: 5, op code: Swap
```

```
PE1#show mpls out-segment-table
```

```
  Out-segment with ix: 3, owner: OSPF-SR, Stale: NO, out intf: xe2, out label: 18000
  Nexthop addr: 10.11.1.2          cross connect ix: 2, op code: Push
```

```
  Out-segment with ix: 1, owner: OSPF-SR, Stale: NO, out intf: xe2, out label: 17000
  Nexthop addr: 10.11.1.2          cross connect ix: 1, op code: Push
```

```
  Out-segment with ix: 9, owner: N/A, Stale: NO, out intf: xe2, out label: 3
  Nexthop addr: 10.11.1.2          cross connect ix: 5, op code: Push
```

```
  Out-segment with ix: 5, owner: OSPF-SR, Stale: NO, out intf: xe2, out label: 20000
  Nexthop addr: 10.11.1.2          cross connect ix: 3, op code: Push
```

```
  Out-segment with ix: 7, owner: OSPF-SR, Stale: NO, out intf: xe2, out label: 19000
  Nexthop addr: 10.11.1.2          cross connect ix: 4, op code: Push
```

```
PE1#show ip ospf database opaque-area self-originate
```

```
OSPF Router with ID (10.0.1.11) (Process ID 1 VRF default)
```

Area-Local Opaque-LSA (Area 0.0.0.0)

LS age: 661
Options: 0x22 (-|-|DC|-|-|-|E|-)
LS Type: Area-Local Opaque-LSA
Link State ID: 1.0.0.1 (Area-Local Opaque-Type/ID)
Opaque Type: 1
Opaque ID: 1
Advertising Router: 10.0.1.11
LS Seq Number: 80000001
Checksum: 0x46bc
Length: 28

MPLS TE router ID : 10.0.1.11

Number of Links : 0

LS age: 661
Options: 0x22 (-|-|DC|-|-|-|E|-)
LS Type: Area-Local Opaque-LSA
Link State ID: 1.0.0.12 (Area-Local Opaque-Type/ID)
Opaque Type: 1
Opaque ID: 12
Advertising Router: 10.0.1.11
LS Seq Number: 80000001
Checksum: 0x6abc
Length: 108

Link connected to Broadcast network

Link ID : 10.11.1.1
Interface Address : 10.11.1.1
Admin Metric : 1
Maximum bandwidth : 10000000.00 Kbits/s
Maximum reservable bandwidth : 10000000.00 Kbits/s
Unreserved Bandwidth :
Number of Priority : 8
Priority 0 : 10000000.00 Kbits/s Priority 1 : 10000000.00 Kbits/s
Priority 2 : 10000000.00 Kbits/s Priority 3 : 10000000.00 Kbits/s
Priority 4 : 10000000.00 Kbits/s Priority 5 : 10000000.00 Kbits/s
Priority 6 : 10000000.00 Kbits/s Priority 7 : 10000000.00 Kbits/s

Number of Links : 1

LS age: 981
Options: 0x22 (-|-|DC|-|-|-|E|-)
LS Type: Area-Local Opaque-LSA
Link State ID: 4.0.0.0 (Area-Local Opaque-Type/ID)
Opaque Type: 4
Opaque ID: 0
Advertising Router: 10.0.1.11

LS Seq Number: 80000002
Checksum: 0x6e5c
Length: 44

Range Size: 8000
Base-SID: 16000
Algorithm: 0

LS age: 151
Options: 0x22 (-|-|DC|-|-|-|E|-)
LS Type: Area-Local Opaque-LSA
Link State ID: 7.0.0.0 (Area-Local Opaque-Type/ID)
Opaque Type: 7
Opaque ID: 0
Advertising Router: 10.0.1.11
LS Seq Number: 80000002
Checksum: 0x92d7
Length: 44

Prefix type : Extended Prefix TLV
Route Type: 1
Prefix Length: 32
AF: 0
Flags: 0x40 (-|N|-|-|-|-|-|-)
Address Prefix: 10.0.1.11
Flags: 0x48 (-|NP|-|-|V|-|-|-|-)
MT-ID: 0
Algorithm: 0
SID: 16000

LS age: 671
Options: 0x22 (-|-|DC|-|-|-|E|-)
LS Type: Area-Local Opaque-LSA
Link State ID: 8.0.39.20 (Area-Local Opaque-Type/ID)
Opaque Type: 8
Opaque ID: 10004
Advertising Router: 10.0.1.11
LS Seq Number: 80000002
Checksum: 0x1389
Length: 52

Link Type: 2
Link ID: 10.11.1.1
Link Data: 10.11.1.1
Flags: 0x60 (-|V|L|-|-|-|-|-|-)
MT-ID: 0
NBR ID: 10.0.1.1
SID: 24320

```
PE1#sh ip ospf database opaque-area
```

```
    OSPF Router with ID (10.0.1.11) (Process ID 1 VRF default)
```

```
        Area-Local Opaque-LSA (Area 0.0.0.0)
```

```
LS age: 661
```

```
Options: 0x22 (-|-|DC|-|-|-|E|-)
```

```
LS Type: Area-Local Opaque-LSA
```

```
Link State ID: 1.0.0.1 (Area-Local Opaque-Type/ID)
```

```
Opaque Type: 1
```

```
Opaque ID: 1
```

```
Advertising Router: 10.0.1.1
```

```
LS Seq Number: 80000005
```

```
Checksum: 0x16fc
```

```
Length: 28
```

```
    MPLS TE router ID : 10.0.1.1
```

```
    Number of Links : 0
```

```
LS age: 254
```

```
Options: 0x22 (-|-|DC|-|-|-|E|-)
```

```
LS Type: Area-Local Opaque-LSA
```

```
Link State ID: 1.0.0.1 (Area-Local Opaque-Type/ID)
```

```
Opaque Type: 1
```

```
Opaque ID: 1
```

```
Advertising Router: 10.0.1.2
```

```
LS Seq Number: 80000004
```

```
Checksum: 0x1cf5
```

```
Length: 28
```

```
    MPLS TE router ID : 10.0.1.2
```

```
    Number of Links : 0
```

```
LS age: 650
```

```
Options: 0x22 (-|-|DC|-|-|-|E|-)
```

```
LS Type: Area-Local Opaque-LSA
```

```
Link State ID: 1.0.0.1 (Area-Local Opaque-Type/ID)
```

```
Opaque Type: 1
```

```
Opaque ID: 1
```

```
Advertising Router: 10.0.1.11
```

```
LS Seq Number: 80000001
```

```
Checksum: 0x46bc
```

```
Length: 28
```

```
    MPLS TE router ID : 10.0.1.11
```

Number of Links : 0

LS age: 1895
Options: 0x22 (-|-|DC|-|-|-|E|-)
LS Type: Area-Local Opaque-LSA
Link State ID: 1.0.0.1 (Area-Local Opaque-Type/ID)
Opaque Type: 1
Opaque ID: 1
Advertising Router: 10.0.1.33
LS Seq Number: 80000003
Checksum: 0x9a3a
Length: 28

MPLS TE router ID : 10.0.1.33

Number of Links : 0

LS age: 1887
Options: 0x22 (-|-|DC|-|-|-|E|-)
LS Type: Area-Local Opaque-LSA
Link State ID: 1.0.0.1 (Area-Local Opaque-Type/ID)
Opaque Type: 1
Opaque ID: 1
Advertising Router: 10.0.1.44
LS Seq Number: 80000003
Checksum: 0xc6f7
Length: 28

MPLS TE router ID : 10.0.1.44

Number of Links : 0

LS age: 652
Options: 0x22 (-|-|DC|-|-|-|E|-)
LS Type: Area-Local Opaque-LSA
Link State ID: 1.0.0.12 (Area-Local Opaque-Type/ID)
Opaque Type: 1
Opaque ID: 12
Advertising Router: 10.0.1.1
LS Seq Number: 80000003
Checksum: 0xc06d
Length: 108

Link connected to Broadcast network

Link ID : 10.11.1.1
Interface Address : 10.11.1.2
Admin Metric : 1
Maximum bandwidth : 10000000.00 Kbits/s
Maximum reservable bandwidth : 10000000.00 Kbits/s
Unreserved Bandwidth :

```

Number of Priority : 8
Priority 0 : 10000000.00 Kbits/s      Priority 1 : 10000000.00 Kbits/s
Priority 2 : 10000000.00 Kbits/s      Priority 3 : 10000000.00 Kbits/s
Priority 4 : 10000000.00 Kbits/s      Priority 5 : 10000000.00 Kbits/s
Priority 6 : 10000000.00 Kbits/s      Priority 7 : 10000000.00 Kbits/s

```

Number of Links : 1

```

LS age: 650
Options: 0x22 (-|-|DC|-|-|-|E|-)
LS Type: Area-Local Opaque-LSA
Link State ID: 1.0.0.12 (Area-Local Opaque-Type/ID)
Opaque Type: 1
Opaque ID: 12
Advertising Router: 10.0.1.11
LS Seq Number: 80000001
Checksum: 0x6abc
Length: 108

```

Link connected to Broadcast network

```

Link ID : 10.11.1.1
Interface Address : 10.11.1.1
Admin Metric : 1
Maximum bandwidth : 10000000.00 Kbits/s
Maximum reservable bandwidth : 10000000.00 Kbits/s
Unreserved Bandwidth :
Number of Priority : 8
Priority 0 : 10000000.00 Kbits/s      Priority 1 : 10000000.00 Kbits/s
Priority 2 : 10000000.00 Kbits/s      Priority 3 : 10000000.00 Kbits/s
Priority 4 : 10000000.00 Kbits/s      Priority 5 : 10000000.00 Kbits/s
Priority 6 : 10000000.00 Kbits/s      Priority 7 : 10000000.00 Kbits/s

```

Number of Links : 1

```

LS age: 694
Options: 0x22 (-|-|DC|-|-|-|E|-)
LS Type: Area-Local Opaque-LSA
Link State ID: 1.0.0.30 (Area-Local Opaque-Type/ID)
Opaque Type: 1
Opaque ID: 30
Advertising Router: 10.0.1.1
LS Seq Number: 80000002
Checksum: 0x0e24
Length: 108

```

Link connected to Broadcast network

```

Link ID : 10.1.1.1
Interface Address : 10.1.1.1
Admin Metric : 1
Maximum bandwidth : 10000000.00 Kbits/s

```


Maximum reservable bandwidth : 10000000.00 Kbits/s
 Unreserved Bandwidth :
 Number of Priority : 8
 Priority 0 : 10000000.00 Kbits/s Priority 1 : 10000000.00 Kbits/s
 Priority 2 : 10000000.00 Kbits/s Priority 3 : 10000000.00 Kbits/s
 Priority 4 : 10000000.00 Kbits/s Priority 5 : 10000000.00 Kbits/s
 Priority 6 : 10000000.00 Kbits/s Priority 7 : 10000000.00 Kbits/s

Number of Links : 1

LS age: 604
 Options: 0x22 (-|-|DC|-|-|-|E|-)
 LS Type: Area-Local Opaque-LSA
 Link State ID: 1.0.0.30 (Area-Local Opaque-Type/ID)
 Opaque Type: 1
 Opaque ID: 30
 Advertising Router: 10.0.1.2
 LS Seq Number: 80000002
 Checksum: 0x260a
 Length: 108

Link connected to Broadcast network
 Link ID : 10.1.1.1
 Interface Address : 10.1.1.2
 Admin Metric : 1
 Maximum bandwidth : 10000000.00 Kbits/s
 Maximum reservable bandwidth : 10000000.00 Kbits/s
 Unreserved Bandwidth :
 Number of Priority : 8
 Priority 0 : 10000000.00 Kbits/s Priority 1 : 10000000.00 Kbits/s
 Priority 2 : 10000000.00 Kbits/s Priority 3 : 10000000.00 Kbits/s
 Priority 4 : 10000000.00 Kbits/s Priority 5 : 10000000.00 Kbits/s
 Priority 6 : 10000000.00 Kbits/s Priority 7 : 10000000.00 Kbits/s

Number of Links : 1

LS age: 1887
 Options: 0x22 (-|-|DC|-|-|-|E|-)
 LS Type: Area-Local Opaque-LSA
 Link State ID: 1.0.0.32 (Area-Local Opaque-Type/ID)
 Opaque Type: 1
 Opaque ID: 32
 Advertising Router: 10.0.1.44
 LS Seq Number: 80000001
 Checksum: 0x5953
 Length: 108

Link connected to Broadcast network
 Link ID : 10.44.2.2
 Interface Address : 10.44.2.1

```

Admin Metric : 1
Maximum bandwidth : 10000000.00 Kbits/s
Maximum reservable bandwidth : 10000000.00 Kbits/s
Unreserved Bandwidth :
Number of Priority : 8
Priority 0 : 10000000.00 Kbits/s      Priority 1 : 10000000.00 Kbits/s
Priority 2 : 10000000.00 Kbits/s      Priority 3 : 10000000.00 Kbits/s
Priority 4 : 10000000.00 Kbits/s      Priority 5 : 10000000.00 Kbits/s
Priority 6 : 10000000.00 Kbits/s      Priority 7 : 10000000.00 Kbits/s

```

Number of Links : 1

```

LS age: 1895
Options: 0x22 (-|-|DC|-|-|-|E|-)
LS Type: Area-Local Opaque-LSA
Link State ID: 1.0.0.36 (Area-Local Opaque-Type/ID)
Opaque Type: 1
Opaque ID: 36
Advertising Router: 10.0.1.33
LS Seq Number: 80000001
Checksum: 0x87ee
Length: 108

```

Link connected to Broadcast network

```

Link ID : 10.33.44.1
Interface Address : 10.33.44.1
Admin Metric : 1
Maximum bandwidth : 10000000.00 Kbits/s
Maximum reservable bandwidth : 10000000.00 Kbits/s
Unreserved Bandwidth :
Number of Priority : 8
Priority 0 : 10000000.00 Kbits/s      Priority 1 : 10000000.00 Kbits/s
Priority 2 : 10000000.00 Kbits/s      Priority 3 : 10000000.00 Kbits/s
Priority 4 : 10000000.00 Kbits/s      Priority 5 : 10000000.00 Kbits/s
Priority 6 : 10000000.00 Kbits/s      Priority 7 : 10000000.00 Kbits/s

```

Number of Links : 1

```

LS age: 584
Options: 0x22 (-|-|DC|-|-|-|E|-)
LS Type: Area-Local Opaque-LSA
Link State ID: 1.0.0.36 (Area-Local Opaque-Type/ID)
Opaque Type: 1
Opaque ID: 36
Advertising Router: 10.0.1.44
LS Seq Number: 80000002
Checksum: 0x6108
Length: 108

```

Link connected to Broadcast network

```
Link ID : 10.33.44.1
Interface Address : 10.33.44.2
Admin Metric : 1
Maximum bandwidth : 10000000.00 Kbits/s
Maximum reservable bandwidth : 10000000.00 Kbits/s
Unreserved Bandwidth :
Number of Priority : 8
Priority 0 : 10000000.00 Kbits/s      Priority 1 : 10000000.00 Kbits/s
Priority 2 : 10000000.00 Kbits/s      Priority 3 : 10000000.00 Kbits/s
Priority 4 : 10000000.00 Kbits/s      Priority 5 : 10000000.00 Kbits/s
Priority 6 : 10000000.00 Kbits/s      Priority 7 : 10000000.00 Kbits/s
```

```
Number of Links : 1
```

```
LS age: 504
Options: 0x22 (-|-|DC|-|-|-|E|-)
LS Type: Area-Local Opaque-LSA
Link State ID: 4.0.0.0 (Area-Local Opaque-Type/ID)
Opaque Type: 4
Opaque ID: 0
Advertising Router: 10.0.1.1
LS Seq Number: 80000002
Checksum: 0xaa2a
Length: 44
```

```
Range Size: 8000
Base-SID: 16000
Algorithm: 0
```

```
LS age: 4
Options: 0x22 (-|-|DC|-|-|-|E|-)
LS Type: Area-Local Opaque-LSA
Link State ID: 4.0.0.0 (Area-Local Opaque-Type/ID)
Opaque Type: 4
Opaque ID: 0
Advertising Router: 10.0.1.2
LS Seq Number: 80000002
Checksum: 0xa42f
Length: 44
```

```
Range Size: 8000
Base-SID: 16000
Algorithm: 0
```

```
LS age: 969
Options: 0x22 (-|-|DC|-|-|-|E|-)
LS Type: Area-Local Opaque-LSA
Link State ID: 4.0.0.0 (Area-Local Opaque-Type/ID)
```

Opaque Type: 4
Opaque ID: 0
Advertising Router: 10.0.1.11
LS Seq Number: 80000002
Checksum: 0x6e5c
Length: 44

Range Size: 8000
Base-SID: 16000
Algorithm: 0

LS age: 2012
Options: 0x22 (-|-|DC|-|-|-|E|-)
LS Type: Area-Local Opaque-LSA
Link State ID: 4.0.0.0 (Area-Local Opaque-Type/ID)
Opaque Type: 4
Opaque ID: 0
Advertising Router: 10.0.1.33
LS Seq Number: 80000001
Checksum: 0xebc9
Length: 44

Range Size: 8000
Base-SID: 16000
Algorithm: 0

LS age: 1920
Options: 0x22 (-|-|DC|-|-|-|E|-)
LS Type: Area-Local Opaque-LSA
Link State ID: 4.0.0.0 (Area-Local Opaque-Type/ID)
Opaque Type: 4
Opaque ID: 0
Advertising Router: 10.0.1.44
LS Seq Number: 80000001
Checksum: 0xa901
Length: 44

Range Size: 8000
Base-SID: 16000
Algorithm: 0

LS age: 524
Options: 0x22 (-|-|DC|-|-|-|E|-)
LS Type: Area-Local Opaque-LSA
Link State ID: 7.0.0.0 (Area-Local Opaque-Type/ID)
Opaque Type: 7
Opaque ID: 0

Advertising Router: 10.0.1.1
LS Seq Number: 80000002
Checksum: 0x7bdd
Length: 44

Prefix type : Extended Prefix TLV
Route Type: 1
Prefix Length: 32
AF: 0
Flags: 0x40 (-|N|-|-|-|-|-|-)
Address Prefix: 10.0.1.1
Flags: 0x40 (-|NP|-|-|-|-|-|-)
MT-ID: 0
Algorithm: 0
SID: 1000

LS age: 198
Options: 0x22 (-|-|DC|-|-|-|E|-)
LS Type: Area-Local Opaque-LSA
Link State ID: 7.0.0.0 (Area-Local Opaque-Type/ID)
Opaque Type: 7
Opaque ID: 0
Advertising Router: 10.0.1.2
LS Seq Number: 80000003
Checksum: 0x7cd3
Length: 92

Prefix type : Extended Prefix TLV
Route Type: 1
Prefix Length: 32
AF: 0
Flags: 0x40 (-|N|-|-|-|-|-|-)
Address Prefix: 10.0.1.2
Flags: 0x40 (-|NP|-|-|-|-|-|-)
MT-ID: 0
Algorithm: 0
SID: 2000

Prefix type : Extended Prefix TLV
Route Type: 3
Prefix Length: 32
AF: 0
Flags: 0x40 (-|N|-|-|-|-|-|-)
Address Prefix: 10.0.1.44
Flags: 0x48 (-|NP|-|-|V|-|-|-|-)
MT-ID: 0
Algorithm: 0
SID: 20000

Prefix type : Extended Prefix TLV

```

Route Type: 3
Prefix Length: 32
AF: 0
Flags: 0x40 (-|N|-|-|-|-|-)
Address Prefix: 10.0.1.33
  Flags: 0x48 (-|NP|-|-|V|-|-|-)
  MT-ID: 0
  Algorithm: 0
  SID: 19000

```

```

LS age: 139
Options: 0x22 (-|-|DC|-|-|-|E|-)
LS Type: Area-Local Opaque-LSA
Link State ID: 7.0.0.0 (Area-Local Opaque-Type/ID)
Opaque Type: 7
Opaque ID: 0
Advertising Router: 10.0.1.11
LS Seq Number: 80000002
Checksum: 0x92d7
Length: 44

```

```

Prefix type : Extended Prefix TLV
Route Type: 1
Prefix Length: 32
AF: 0
Flags: 0x40 (-|N|-|-|-|-|-)
Address Prefix: 10.0.1.11
  Flags: 0x48 (-|NP|-|-|V|-|-|-)
  MT-ID: 0
  Algorithm: 0
  SID: 16000

```

```

LS age: 2012
Options: 0x22 (-|-|DC|-|-|-|E|-)
LS Type: Area-Local Opaque-LSA
Link State ID: 7.0.0.0 (Area-Local Opaque-Type/ID)
Opaque Type: 7
Opaque ID: 0
Advertising Router: 10.0.1.33
LS Seq Number: 80000001
Checksum: 0x1b60
Length: 44

```

```

Prefix type : Extended Prefix TLV
Route Type: 1
Prefix Length: 32
AF: 0
Flags: 0x40 (-|N|-|-|-|-|-)
Address Prefix: 10.0.1.33
  Flags: 0x48 (-|NP|-|-|V|-|-|-)

```

MT-ID: 0
Algorithm: 0
SID: 19000

LS age: 1920
Options: 0x22 (-|-|DC|-|-|-|E|-)
LS Type: Area-Local Opaque-LSA
Link State ID: 7.0.0.0 (Area-Local Opaque-Type/ID)
Opaque Type: 7
Opaque ID: 0
Advertising Router: 10.0.1.44
LS Seq Number: 80000001
Checksum: 0x6514
Length: 44

Prefix type : Extended Prefix TLV
Route Type: 1
Prefix Length: 32
AF: 0
Flags: 0x40 (-|N|-|-|-|-|-|-)
Address Prefix: 10.0.1.44
Flags: 0x48 (-|NP|-|-|V|-|-|-|-)
MT-ID: 0
Algorithm: 0
SID: 20000

LS age: 661
Options: 0x22 (-|-|DC|-|-|-|E|-)
LS Type: Area-Local Opaque-LSA
Link State ID: 8.0.39.20 (Area-Local Opaque-Type/ID)
Opaque Type: 8
Opaque ID: 10004
Advertising Router: 10.0.1.1
LS Seq Number: 80000003
Checksum: 0x0bb2
Length: 48

Link Type: 2
Link ID: 10.11.1.1
Link Data: 10.11.1.2
Flags: 0x60 (-|V|L|-|-|-|-|-|-)
MT-ID: 0
SID: 24320

LS age: 660
Options: 0x22 (-|-|DC|-|-|-|E|-)
LS Type: Area-Local Opaque-LSA
Link State ID: 8.0.39.20 (Area-Local Opaque-Type/ID)
Opaque Type: 8

Opaque ID: 10004
Advertising Router: 10.0.1.11
LS Seq Number: 80000002
Checksum: 0x1389
Length: 52

Link Type: 2
Link ID: 10.11.1.1
Link Data: 10.11.1.1
Flags: 0x60 (-|V|L|-|-|-|-|-)
MT-ID: 0
NBR ID: 10.0.1.1
SID: 24320

LS age: 904
Options: 0x22 (-|-|DC|-|-|-|E|-)
LS Type: Area-Local Opaque-LSA
Link State ID: 8.0.39.29 (Area-Local Opaque-Type/ID)
Opaque Type: 8
Opaque ID: 10013
Advertising Router: 10.0.1.1
LS Seq Number: 80000002
Checksum: 0x1b94
Length: 52

Link Type: 2
Link ID: 10.1.1.1
Link Data: 10.1.1.1
Flags: 0x60 (-|V|L|-|-|-|-|-)
MT-ID: 0
NBR ID: 10.0.1.2
SID: 24321

LS age: 2071
Options: 0x22 (-|-|DC|-|-|-|E|-)
LS Type: Area-Local Opaque-LSA
Link State ID: 8.0.39.29 (Area-Local Opaque-Type/ID)
Opaque Type: 8
Opaque ID: 10013
Advertising Router: 10.0.1.2
LS Seq Number: 80000001
Checksum: 0x9534
Length: 48

Link Type: 2
Link ID: 10.1.1.1
Link Data: 10.1.1.2
Flags: 0x60 (-|V|L|-|-|-|-|-)

MT-ID: 0
SID: 24320

LS age: 1887
Options: 0x22 (-|-|DC|-|-|-|E|-)
LS Type: Area-Local Opaque-LSA
Link State ID: 8.0.39.30 (Area-Local Opaque-Type/ID)
Opaque Type: 8
Opaque ID: 10014
Advertising Router: 10.0.1.44
LS Seq Number: 80000001
Checksum: 0x7ec6
Length: 48

Link Type: 2
Link ID: 10.44.2.2
Link Data: 10.44.2.1
Flags: 0x60 (-|V|L|-|-|-|-|-)
MT-ID: 0
SID: 24321

LS age: 1895
Options: 0x22 (-|-|DC|-|-|-|E|-)
LS Type: Area-Local Opaque-LSA
Link State ID: 8.0.39.32 (Area-Local Opaque-Type/ID)
Opaque Type: 8
Opaque ID: 10016
Advertising Router: 10.0.1.33
LS Seq Number: 80000001
Checksum: 0xc10b
Length: 52

Link Type: 2
Link ID: 10.33.44.1
Link Data: 10.33.44.1
Flags: 0x60 (-|V|L|-|-|-|-|-)
MT-ID: 0
NBR ID: 10.0.1.44
SID: 24321

LS age: 1896
Options: 0x22 (-|-|DC|-|-|-|E|-)
LS Type: Area-Local Opaque-LSA
Link State ID: 8.0.39.32 (Area-Local Opaque-Type/ID)
Opaque Type: 8
Opaque ID: 10016
Advertising Router: 10.0.1.44

LS Seq Number: 80000001
Checksum: 0x0df8
Length: 48

Link Type: 2
Link ID: 10.33.44.1
Link Data: 10.33.44.2
Flags: 0x60 (-|V|L|-|-|-|-|-)
MT-ID: 0
SID: 24320

PE1#show ip ospf segment-routing announce-list

Area 0.0.0.0
Instance 0

Prefix:10.0.1.11/32
Origin Adv-Router:10.0.1.11
Route-Type:1

PE1#show ip ospf segment-routing capability

OSPF process 1:

Advertisement Router Capability :10.0.1.1
Algorithm :0
SRMS Preference :0
Total SID'S Supported :8000
SID Range List Count :1
SID's Range :16000 - 23999

Advertisement Router Capability :10.0.1.2
Algorithm :0
SRMS Preference :0
Total SID'S Supported :8000
SID Range List Count :1
SID's Range :16000 - 23999

Advertisement Router Capability :10.0.1.11
Algorithm :0
SRMS Preference :0
Total SID'S Supported :8000
SID Range List Count :1
SID's Range :16000 - 23999

Advertisement Router Capability :10.0.1.33
Algorithm :0
SRMS Preference :0
Total SID'S Supported :8000

```

SID Range List Count      :1
SID's Range               :16000 - 23999
-----
Advertisement Router Capability :10.0.1.44
Algorithm                 :0
SRMS Preference           :0
Total SID'S Supported     :8000
SID Range List Count      :1
SID's Range               :16000 - 23999
-----

```

P1 in Backbone Area 0

Pl#show mpls forwarding-table

Codes: > - installed FTN, * - selected FTN, p - stale FTN,
 B - BGP FTN, K - CLI FTN, t - tunnel, P - SR Policy FTN,
 L - LDP FTN, R - RSVP-TE FTN, S - SNMP FTN, I - IGP-Shortcut,
 U - unknown FTN, O - SR-OSPF FTN, i - SR-ISIS FTN, k - SR-CLI FTN

Code	FEC	FTN-ID	Tunnel-id	Pri	LSP-Type	Out-Label	Out-Intf	ELC	Nexthop
O>	10.0.1.2/32	2	0	Yes	LSP_DEFAULT	18000	xe11	No	10.1.1.2
O>	10.0.1.11/32	1	0	Yes	LSP_DEFAULT	16000	xe2	No	10.11.1.1
O>	10.0.1.33/32	4	0	Yes	LSP_DEFAULT	19000	xe11	No	10.1.1.2
O>	10.0.1.44/32	3	0	Yes	LSP_DEFAULT	20000	xe11	No	10.1.1.2

Pl#show mpls ilm-table

Codes: > - installed ILM, * - selected ILM, p - stale ILM
 K - CLI ILM, T - MPLS-TP, s - Stitched ILM
 S - SNMP, L - LDP, R - RSVP, C - CRLDP
 B - BGP, K - CLI, V - LDP_VC, I - IGP_SHORTCUT
 O - OSPF/OSPF6 SR, i - ISIS SR, k - SR CLI
 P - SR Policy, U - unknown

Code	FEC/VRF/L2CKT	ILM-ID	In-Label	Out-Label	In-Intf	Out-Intf/VRF	Nexthop	LSP-Type
O>	10.0.1.2/32	5	18000	18000	N/A	xe11	10.1.1.2	LSP_DEFAULT
O>	10.0.1.1/32	3	17000	NoLabel	N/A	N/A	127.0.0.1	LSP_DEFAULT
O>	10.0.1.11/32	2	16000	16000	N/A	xe2	10.11.1.1	LSP_DEFAULT
O>	10.11.1.1/32	6	24320	3	N/A	xe2	10.11.1.1	LSP_DEFAULT
O>	10.0.1.44/32	1	20000	20000	N/A	xe11	10.1.1.2	LSP_DEFAULT
O>	10.0.1.33/32	7	19000	19000	N/A	xe11	10.1.1.2	LSP_DEFAULT
O>	10.1.1.2/32	4	24321	3	N/A	xe11	10.1.1.2	LSP_DEFAULT

Pl#show mpls ftn-table

Primary FTN entry with FEC: 10.0.1.2/32, id: 2, row status: Active
 Owner: OSPF-SR, distance: 110, Action-type: Redirect to Tunnel, Exp-bits: 0x0, Incoming DSCP: none
 Tunnel id: 0, Protected LSP id: 0, QoS Resource id: 0, Description: N/A
 Cross connect ix: 4, in intf: - in label: 0 out-segment ix: 5
 Owner: OSPF-SR, Persistent: No, Admin Status: Up, Oper Status: Up
 Out-segment with ix: 5, owner: OSPF-SR, Stale: NO, out intf: xe11, out label: 18000
 Nexthop addr: 10.1.1.2 cross connect ix: 4, op code: Push

Primary FTN entry with FEC: 10.0.1.11/32, id: 1, row status: Active
 Owner: OSPF-SR, distance: 110, Action-type: Redirect to Tunnel, Exp-bits: 0x0, Incoming DSCP: none
 Tunnel id: 0, Protected LSP id: 0, QoS Resource id: 0, Description: N/A
 Cross connect ix: 2, in intf: - in label: 0 out-segment ix: 3
 Owner: OSPF-SR, Persistent: No, Admin Status: Up, Oper Status: Up
 Out-segment with ix: 3, owner: OSPF-SR, Stale: NO, out intf: xe2, out label: 16000
 Nexthop addr: 10.11.1.1 cross connect ix: 2, op code: Push

Primary FTN entry with FEC: 10.0.1.33/32, id: 4, row status: Active

Owner: OSPF-SR, distance: 110, Action-type: Redirect to Tunnel, Exp-bits: 0x0, Incoming DSCP: none
 Tunnel id: 0, Protected LSP id: 0, QoS Resource id: 0, Description: N/A
 Cross connect ix: 6, in intf: - in label: 0 out-segment ix: 9
 Owner: OSPF-SR, Persistent: No, Admin Status: Up, Oper Status: Up
 Out-segment with ix: 9, owner: OSPF-SR, Stale: NO, out intf: xe11, out label: 19000
 Nexthop addr: 10.1.1.2 cross connect ix: 6, op code: Push

Primary FTN entry with FEC: 10.0.1.44/32, id: 3, row status: Active
 Owner: OSPF-SR, distance: 110, Action-type: Redirect to Tunnel, Exp-bits: 0x0, Incoming DSCP: none
 Tunnel id: 0, Protected LSP id: 0, QoS Resource id: 0, Description: N/A
 Cross connect ix: 1, in intf: - in label: 0 out-segment ix: 1
 Owner: OSPF-SR, Persistent: No, Admin Status: Up, Oper Status: Up
 Out-segment with ix: 1, owner: OSPF-SR, Stale: NO, out intf: xe11, out label: 20000
 Nexthop addr: 10.1.1.2 cross connect ix: 1, op code: Push

P1#show mpls in-segment-table

Owner: OSPF-SR, # of pops: 1, fec: 10.0.1.2/32, ILM-ID: 5
 Cross connect ix: 4, in intf: - in label: 18000 out-segment ix: 5
 Owner: OSPF-SR, Persistent: No, Admin Status: Up, Oper Status: Up
 Out-segment with ix: 5, owner: OSPF-SR, Stale: NO, out intf: xe11, out label: 18000
 Nexthop addr: 10.1.1.2 cross connect ix: 4, op code: Swap

Owner: OSPF-SR, # of pops: 1, fec: 10.0.1.1/32, ILM-ID: 3
 Cross connect ix: 1, in intf: - in label: 17000 out-segment ix: 0
 Owner: OSPF-SR, Persistent: No, Admin Status: Up, Oper Status: Up
 Out-segment with ix: 0, owner: CLI, Stale: NO, out intf: N/A, out label: N/A
 Nexthop addr: 127.0.0.1 cross connect ix: 1, op code: Pop

Owner: OSPF-SR, # of pops: 1, fec: 10.0.1.11/32, ILM-ID: 2
 Cross connect ix: 2, in intf: - in label: 16000 out-segment ix: 3
 Owner: OSPF-SR, Persistent: No, Admin Status: Up, Oper Status: Up
 Out-segment with ix: 3, owner: OSPF-SR, Stale: NO, out intf: xe2, out label: 16000
 Nexthop addr: 10.11.1.1 cross connect ix: 2, op code: Swap

Owner: OSPF-SR, # of pops: 1, fec: 10.11.1.1/32, ILM-ID: 6
 Cross connect ix: 5, in intf: - in label: 24320 out-segment ix: 8
 Owner: N/A, Persistent: No, Admin Status: Up, Oper Status: Up
 Out-segment with ix: 8, owner: N/A, Stale: NO, out intf: xe2, out label: 3
 Nexthop addr: 10.11.1.1 cross connect ix: 5, op code: Swap

Owner: OSPF-SR, # of pops: 1, fec: 10.0.1.44/32, ILM-ID: 1
 Cross connect ix: 1, in intf: - in label: 20000 out-segment ix: 1
 Owner: OSPF-SR, Persistent: No, Admin Status: Up, Oper Status: Up
 Out-segment with ix: 1, owner: OSPF-SR, Stale: NO, out intf: xe11, out label: 20000
 Nexthop addr: 10.1.1.2 cross connect ix: 1, op code: Swap

Owner: OSPF-SR, # of pops: 1, fec: 10.0.1.33/32, ILM-ID: 7
 Cross connect ix: 6, in intf: - in label: 19000 out-segment ix: 9
 Owner: OSPF-SR, Persistent: No, Admin Status: Up, Oper Status: Up
 Out-segment with ix: 9, owner: OSPF-SR, Stale: NO, out intf: xe11, out label: 19000
 Nexthop addr: 10.1.1.2 cross connect ix: 6, op code: Swap

Owner: OSPF-SR, # of pops: 1, fec: 10.1.1.2/32, ILM-ID: 4
 Cross connect ix: 3, in intf: - in label: 24321 out-segment ix: 4

Owner: N/A, Persistent: No, Admin Status: Up, Oper Status: Up
 Out-segment with ix: 4, owner: N/A, Stale: NO, out intf: xe11, out label: 3
 Nexthop addr: 10.1.1.2 cross connect ix: 3, op code: Swap

P1#show mpls out-segment-table

Out-segment with ix: 8, owner: N/A, Stale: NO, out intf: xe2, out label: 3
 Nexthop addr: 10.11.1.1 cross connect ix: 5, op code: Push

18000 Out-segment with ix: 5, owner: OSPF-SR, Stale: NO, out intf: xe11, out label:
 Nexthop addr: 10.1.1.2 cross connect ix: 4, op code: Push

Out-segment with ix: 4, owner: N/A, Stale: NO, out intf: xe11, out label: 3
 Nexthop addr: 10.1.1.2 cross connect ix: 3, op code: Push

20000 Out-segment with ix: 1, owner: OSPF-SR, Stale: NO, out intf: xe11, out label:
 Nexthop addr: 10.1.1.2 cross connect ix: 1, op code: Push

19000 Out-segment with ix: 9, owner: OSPF-SR, Stale: NO, out intf: xe11, out label:
 Nexthop addr: 10.1.1.2 cross connect ix: 6, op code: Push

Out-segment with ix: 3, owner: OSPF-SR, Stale: NO, out intf: xe2, out label: 16000
 Nexthop addr: 10.11.1.1 cross connect ix: 2, op code: Push

P1#show ip ospf database opaque-area self-originate

OSPF Router with ID (10.0.1.1) (Process ID 1 VRF default)

Area-Local Opaque-LSA (Area 0.0.0.0)

LS age: 761
 Options: 0x22 (-|-|DC|-|-|-|E|-)
 LS Type: Area-Local Opaque-LSA
 Link State ID: 1.0.0.1 (Area-Local Opaque-Type/ID)
 Opaque Type: 1
 Opaque ID: 1
 Advertising Router: 10.0.1.1
 LS Seq Number: 80000005
 Checksum: 0x16fc
 Length: 28

MPLS TE router ID : 10.0.1.1

Number of Links : 0

LS age: 751
 Options: 0x22 (-|-|DC|-|-|-|E|-)
 LS Type: Area-Local Opaque-LSA
 Link State ID: 1.0.0.12 (Area-Local Opaque-Type/ID)
 Opaque Type: 1
 Opaque ID: 12
 Advertising Router: 10.0.1.1
 LS Seq Number: 80000003
 Checksum: 0xc06d
 Length: 108

Link connected to Broadcast network

Link ID : 10.11.1.1
 Interface Address : 10.11.1.2
 Admin Metric : 1
 Maximum bandwidth : 10000000.00 Kbits/s
 Maximum reservable bandwidth : 10000000.00 Kbits/s
 Unreserved Bandwidth :
 Number of Priority : 8
 Priority 0 : 10000000.00 Kbits/s Priority 1 : 10000000.00 Kbits/s
 Priority 2 : 10000000.00 Kbits/s Priority 3 : 10000000.00 Kbits/s
 Priority 4 : 10000000.00 Kbits/s Priority 5 : 10000000.00 Kbits/s
 Priority 6 : 10000000.00 Kbits/s Priority 7 : 10000000.00 Kbits/s

Number of Links : 1

LS age: 794
 Options: 0x22 (-|-|DC|-|-|-|E|-)
 LS Type: Area-Local Opaque-LSA
 Link State ID: 1.0.0.30 (Area-Local Opaque-Type/ID)
 Opaque Type: 1
 Opaque ID: 30
 Advertising Router: 10.0.1.1
 LS Seq Number: 80000002
 Checksum: 0x0e24
 Length: 108

Link connected to Broadcast network

Link ID : 10.1.1.1
 Interface Address : 10.1.1.1
 Admin Metric : 1
 Maximum bandwidth : 10000000.00 Kbits/s
 Maximum reservable bandwidth : 10000000.00 Kbits/s
 Unreserved Bandwidth :
 Number of Priority : 8
 Priority 0 : 10000000.00 Kbits/s Priority 1 : 10000000.00 Kbits/s
 Priority 2 : 10000000.00 Kbits/s Priority 3 : 10000000.00 Kbits/s
 Priority 4 : 10000000.00 Kbits/s Priority 5 : 10000000.00 Kbits/s
 Priority 6 : 10000000.00 Kbits/s Priority 7 : 10000000.00 Kbits/s

Number of Links : 1

LS age: 604
Options: 0x22 (-|-|DC|-|-|-|E|-)
LS Type: Area-Local Opaque-LSA
Link State ID: 4.0.0.0 (Area-Local Opaque-Type/ID)
Opaque Type: 4
Opaque ID: 0
Advertising Router: 10.0.1.1
LS Seq Number: 80000002
Checksum: 0xaa2a
Length: 44

Range Size: 8000
Base-SID: 16000
Algorithm: 0

LS age: 624
Options: 0x22 (-|-|DC|-|-|-|E|-)
LS Type: Area-Local Opaque-LSA
Link State ID: 7.0.0.0 (Area-Local Opaque-Type/ID)
Opaque Type: 7
Opaque ID: 0
Advertising Router: 10.0.1.1
LS Seq Number: 80000002
Checksum: 0x7bdd
Length: 44

Prefix type : Extended Prefix TLV
Route Type: 1
Prefix Length: 32
AF: 0
Flags: 0x40 (-|N|-|-|-|-|-|-)
Address Prefix: 10.0.1.1
Flags: 0x40 (-|NP|-|-|-|-|-|-)
MT-ID: 0
Algorithm: 0
SID: 1000

LS age: 761
Options: 0x22 (-|-|DC|-|-|-|E|-)
LS Type: Area-Local Opaque-LSA
Link State ID: 8.0.39.20 (Area-Local Opaque-Type/ID)
Opaque Type: 8
Opaque ID: 10004
Advertising Router: 10.0.1.1
LS Seq Number: 80000003
Checksum: 0x0bb2
Length: 48

```
Link Type: 2
Link ID: 10.11.1.1
Link Data: 10.11.1.2
  Flags: 0x60 (-|V|L|-|-|-|-|-)
  MT-ID: 0
  SID: 24320
```

```
LS age: 1004
Options: 0x22 (-|-|DC|-|-|-|E|-)
LS Type: Area-Local Opaque-LSA
Link State ID: 8.0.39.29 (Area-Local Opaque-Type/ID)
Opaque Type: 8
Opaque ID: 10013
Advertising Router: 10.0.1.1
LS Seq Number: 80000002
Checksum: 0x1b94
Length: 52
```

```
Link Type: 2
Link ID: 10.1.1.1
Link Data: 10.1.1.1
  Flags: 0x60 (-|V|L|-|-|-|-|-)
  MT-ID: 0
  NBR ID: 10.0.1.2
  SID: 24321
```

```
P1#show ip ospf database opaque-area
```

```
OSPF Router with ID (10.0.1.1) (Process ID 1 VRF default)
```

```
Area-Local Opaque-LSA (Area 0.0.0.0)
```

```
LS age: 771
Options: 0x22 (-|-|DC|-|-|-|E|-)
LS Type: Area-Local Opaque-LSA
Link State ID: 1.0.0.1 (Area-Local Opaque-Type/ID)
Opaque Type: 1
Opaque ID: 1
Advertising Router: 10.0.1.1
LS Seq Number: 80000005
Checksum: 0x16fc
Length: 28
```

```
MPLS TE router ID : 10.0.1.1
```

```
Number of Links : 0
```

```
LS age: 365
```

Options: 0x22 (-|-|DC|-|-|-|E|-)
LS Type: Area-Local Opaque-LSA
Link State ID: 1.0.0.1 (Area-Local Opaque-Type/ID)
Opaque Type: 1
Opaque ID: 1
Advertising Router: 10.0.1.2
LS Seq Number: 80000004
Checksum: 0x1cf5
Length: 28

MPLS TE router ID : 10.0.1.2

Number of Links : 0

LS age: 762
Options: 0x22 (-|-|DC|-|-|-|E|-)
LS Type: Area-Local Opaque-LSA
Link State ID: 1.0.0.1 (Area-Local Opaque-Type/ID)
Opaque Type: 1
Opaque ID: 1
Advertising Router: 10.0.1.11
LS Seq Number: 80000001
Checksum: 0x46bc
Length: 28

MPLS TE router ID : 10.0.1.11

Number of Links : 0

LS age: 2006
Options: 0x22 (-|-|DC|-|-|-|E|-)
LS Type: Area-Local Opaque-LSA
Link State ID: 1.0.0.1 (Area-Local Opaque-Type/ID)
Opaque Type: 1
Opaque ID: 1
Advertising Router: 10.0.1.33
LS Seq Number: 80000003
Checksum: 0x9a3a
Length: 28

MPLS TE router ID : 10.0.1.33

Number of Links : 0

LS age: 1999
Options: 0x22 (-|-|DC|-|-|-|E|-)
LS Type: Area-Local Opaque-LSA
Link State ID: 1.0.0.1 (Area-Local Opaque-Type/ID)
Opaque Type: 1
Opaque ID: 1

Advertising Router: 10.0.1.44
LS Seq Number: 80000003
Checksum: 0xc6f7
Length: 28

MPLS TE router ID : 10.0.1.44

Number of Links : 0

LS age: 762
Options: 0x22 (-|-|DC|-|-|-|E|-)
LS Type: Area-Local Opaque-LSA
Link State ID: 1.0.0.12 (Area-Local Opaque-Type/ID)
Opaque Type: 1
Opaque ID: 12
Advertising Router: 10.0.1.1
LS Seq Number: 80000003
Checksum: 0xc06d
Length: 108

Link connected to Broadcast network

Link ID : 10.11.1.1
Interface Address : 10.11.1.2
Admin Metric : 1
Maximum bandwidth : 10000000.00 Kbits/s
Maximum reservable bandwidth : 10000000.00 Kbits/s
Unreserved Bandwidth :
Number of Priority : 8
Priority 0 : 10000000.00 Kbits/s Priority 1 : 10000000.00 Kbits/s
Priority 2 : 10000000.00 Kbits/s Priority 3 : 10000000.00 Kbits/s
Priority 4 : 10000000.00 Kbits/s Priority 5 : 10000000.00 Kbits/s
Priority 6 : 10000000.00 Kbits/s Priority 7 : 10000000.00 Kbits/s

Number of Links : 1

LS age: 762
Options: 0x22 (-|-|DC|-|-|-|E|-)
LS Type: Area-Local Opaque-LSA
Link State ID: 1.0.0.12 (Area-Local Opaque-Type/ID)
Opaque Type: 1
Opaque ID: 12
Advertising Router: 10.0.1.11
LS Seq Number: 80000001
Checksum: 0x6abc
Length: 108

Link connected to Broadcast network

Link ID : 10.11.1.1
Interface Address : 10.11.1.1
Admin Metric : 1

Maximum bandwidth : 10000000.00 Kbits/s
 Maximum reservable bandwidth : 10000000.00 Kbits/s
 Unreserved Bandwidth :
 Number of Priority : 8
 Priority 0 : 10000000.00 Kbits/s Priority 1 : 10000000.00 Kbits/s
 Priority 2 : 10000000.00 Kbits/s Priority 3 : 10000000.00 Kbits/s
 Priority 4 : 10000000.00 Kbits/s Priority 5 : 10000000.00 Kbits/s
 Priority 6 : 10000000.00 Kbits/s Priority 7 : 10000000.00 Kbits/s

Number of Links : 1

LS age: 805
 Options: 0x22 (-|-|DC|-|-|-|E|-)
 LS Type: Area-Local Opaque-LSA
 Link State ID: 1.0.0.30 (Area-Local Opaque-Type/ID)
 Opaque Type: 1
 Opaque ID: 30
 Advertising Router: 10.0.1.1
 LS Seq Number: 80000002
 Checksum: 0x0e24
 Length: 108

Link connected to Broadcast network
 Link ID : 10.1.1.1
 Interface Address : 10.1.1.1
 Admin Metric : 1
 Maximum bandwidth : 10000000.00 Kbits/s
 Maximum reservable bandwidth : 10000000.00 Kbits/s
 Unreserved Bandwidth :
 Number of Priority : 8
 Priority 0 : 10000000.00 Kbits/s Priority 1 : 10000000.00 Kbits/s
 Priority 2 : 10000000.00 Kbits/s Priority 3 : 10000000.00 Kbits/s
 Priority 4 : 10000000.00 Kbits/s Priority 5 : 10000000.00 Kbits/s
 Priority 6 : 10000000.00 Kbits/s Priority 7 : 10000000.00 Kbits/s

Number of Links : 1

LS age: 715
 Options: 0x22 (-|-|DC|-|-|-|E|-)
 LS Type: Area-Local Opaque-LSA
 Link State ID: 1.0.0.30 (Area-Local Opaque-Type/ID)
 Opaque Type: 1
 Opaque ID: 30
 Advertising Router: 10.0.1.2
 LS Seq Number: 80000002
 Checksum: 0x260a
 Length: 108

Link connected to Broadcast network
 Link ID : 10.1.1.1

```
Interface Address : 10.1.1.2
Admin Metric : 1
Maximum bandwidth : 10000000.00 Kbits/s
Maximum reservable bandwidth : 10000000.00 Kbits/s
Unreserved Bandwidth :
Number of Priority : 8
Priority 0 : 10000000.00 Kbits/s      Priority 1 : 10000000.00 Kbits/s
Priority 2 : 10000000.00 Kbits/s      Priority 3 : 10000000.00 Kbits/s
Priority 4 : 10000000.00 Kbits/s      Priority 5 : 10000000.00 Kbits/s
Priority 6 : 10000000.00 Kbits/s      Priority 7 : 10000000.00 Kbits/s
```

```
Number of Links : 1
```

```
LS age: 1999
Options: 0x22 (-|-|DC|-|-|-|E|-)
LS Type: Area-Local Opaque-LSA
Link State ID: 1.0.0.32 (Area-Local Opaque-Type/ID)
Opaque Type: 1
Opaque ID: 32
Advertising Router: 10.0.1.44
LS Seq Number: 80000001
Checksum: 0x5953
Length: 108
```

```
Link connected to Broadcast network
```

```
Link ID : 10.44.2.2
Interface Address : 10.44.2.1
Admin Metric : 1
Maximum bandwidth : 10000000.00 Kbits/s
Maximum reservable bandwidth : 10000000.00 Kbits/s
Unreserved Bandwidth :
Number of Priority : 8
Priority 0 : 10000000.00 Kbits/s      Priority 1 : 10000000.00 Kbits/s
Priority 2 : 10000000.00 Kbits/s      Priority 3 : 10000000.00 Kbits/s
Priority 4 : 10000000.00 Kbits/s      Priority 5 : 10000000.00 Kbits/s
Priority 6 : 10000000.00 Kbits/s      Priority 7 : 10000000.00 Kbits/s
```

```
Number of Links : 1
```

```
LS age: 2006
Options: 0x22 (-|-|DC|-|-|-|E|-)
LS Type: Area-Local Opaque-LSA
Link State ID: 1.0.0.36 (Area-Local Opaque-Type/ID)
Opaque Type: 1
Opaque ID: 36
Advertising Router: 10.0.1.33
LS Seq Number: 80000001
Checksum: 0x87ee
Length: 108
```

Link connected to Broadcast network

```

Link ID : 10.33.44.1
Interface Address : 10.33.44.1
Admin Metric : 1
Maximum bandwidth : 10000000.00 Kbits/s
Maximum reservable bandwidth : 10000000.00 Kbits/s
Unreserved Bandwidth :
Number of Priority : 8
Priority 0 : 10000000.00 Kbits/s      Priority 1 : 10000000.00 Kbits/s
Priority 2 : 10000000.00 Kbits/s      Priority 3 : 10000000.00 Kbits/s
Priority 4 : 10000000.00 Kbits/s      Priority 5 : 10000000.00 Kbits/s
Priority 6 : 10000000.00 Kbits/s      Priority 7 : 10000000.00 Kbits/s
    
```

Number of Links : 1

```

LS age: 695
Options: 0x22 (-|-|DC|-|-|-|E|-)
LS Type: Area-Local Opaque-LSA
Link State ID: 1.0.0.36 (Area-Local Opaque-Type/ID)
Opaque Type: 1
Opaque ID: 36
Advertising Router: 10.0.1.44
LS Seq Number: 80000002
Checksum: 0x6108
Length: 108
    
```

Link connected to Broadcast network

```

Link ID : 10.33.44.1
Interface Address : 10.33.44.2
Admin Metric : 1
Maximum bandwidth : 10000000.00 Kbits/s
Maximum reservable bandwidth : 10000000.00 Kbits/s
Unreserved Bandwidth :
Number of Priority : 8
Priority 0 : 10000000.00 Kbits/s      Priority 1 : 10000000.00 Kbits/s
Priority 2 : 10000000.00 Kbits/s      Priority 3 : 10000000.00 Kbits/s
Priority 4 : 10000000.00 Kbits/s      Priority 5 : 10000000.00 Kbits/s
Priority 6 : 10000000.00 Kbits/s      Priority 7 : 10000000.00 Kbits/s
    
```

Number of Links : 1

```

LS age: 615
Options: 0x22 (-|-|DC|-|-|-|E|-)
LS Type: Area-Local Opaque-LSA
Link State ID: 4.0.0.0 (Area-Local Opaque-Type/ID)
Opaque Type: 4
Opaque ID: 0
Advertising Router: 10.0.1.1
LS Seq Number: 80000002
Checksum: 0xaa2a
    
```

Length: 44

Range Size: 8000
Base-SID: 16000
Algorithm: 0

LS age: 115
Options: 0x22 (-|-|DC|-|-|-|E|-)
LS Type: Area-Local Opaque-LSA
Link State ID: 4.0.0.0 (Area-Local Opaque-Type/ID)
Opaque Type: 4
Opaque ID: 0
Advertising Router: 10.0.1.2
LS Seq Number: 80000002
Checksum: 0xa42f
Length: 44

Range Size: 8000
Base-SID: 16000
Algorithm: 0

LS age: 1082
Options: 0x22 (-|-|DC|-|-|-|E|-)
LS Type: Area-Local Opaque-LSA
Link State ID: 4.0.0.0 (Area-Local Opaque-Type/ID)
Opaque Type: 4
Opaque ID: 0
Advertising Router: 10.0.1.11
LS Seq Number: 80000002
Checksum: 0x6e5c
Length: 44

Range Size: 8000
Base-SID: 16000
Algorithm: 0

LS age: 2123
Options: 0x22 (-|-|DC|-|-|-|E|-)
LS Type: Area-Local Opaque-LSA
Link State ID: 4.0.0.0 (Area-Local Opaque-Type/ID)
Opaque Type: 4
Opaque ID: 0
Advertising Router: 10.0.1.33
LS Seq Number: 80000001
Checksum: 0xebc9
Length: 44

Range Size: 8000
Base-SID: 16000
Algorithm: 0

LS age: 2030
Options: 0x22 (-|-|DC|-|-|-|E|-)
LS Type: Area-Local Opaque-LSA
Link State ID: 4.0.0.0 (Area-Local Opaque-Type/ID)
Opaque Type: 4
Opaque ID: 0
Advertising Router: 10.0.1.44
LS Seq Number: 80000001
Checksum: 0xa901
Length: 44

Range Size: 8000
Base-SID: 16000
Algorithm: 0

LS age: 635
Options: 0x22 (-|-|DC|-|-|-|E|-)
LS Type: Area-Local Opaque-LSA
Link State ID: 7.0.0.0 (Area-Local Opaque-Type/ID)
Opaque Type: 7
Opaque ID: 0
Advertising Router: 10.0.1.1
LS Seq Number: 80000002
Checksum: 0x7bdd
Length: 44

Prefix type : Extended Prefix TLV
Route Type: 1
Prefix Length: 32
AF: 0
Flags: 0x40 (-|N|-|-|-|-|-|-)
Address Prefix: 10.0.1.1
Flags: 0x40 (-|NP|-|-|-|-|-|-)
MT-ID: 0
Algorithm: 0
SID: 1000

LS age: 309
Options: 0x22 (-|-|DC|-|-|-|E|-)
LS Type: Area-Local Opaque-LSA
Link State ID: 7.0.0.0 (Area-Local Opaque-Type/ID)
Opaque Type: 7
Opaque ID: 0
Advertising Router: 10.0.1.2

LS Seq Number: 80000003
Checksum: 0x7cd3
Length: 92

Prefix type : Extended Prefix TLV
Route Type: 1
Prefix Length: 32
AF: 0
Flags: 0x40 (-|N|-|-|-|-|-|-)
Address Prefix: 10.0.1.2
Flags: 0x40 (-|NP|-|-|-|-|-|-)
MT-ID: 0
Algorithm: 0
SID: 2000

Prefix type : Extended Prefix TLV
Route Type: 3
Prefix Length: 32
AF: 0
Flags: 0x40 (-|N|-|-|-|-|-|-)
Address Prefix: 10.0.1.44
Flags: 0x48 (-|NP|-|-|V|-|-|-|-)
MT-ID: 0
Algorithm: 0
SID: 20000

Prefix type : Extended Prefix TLV
Route Type: 3
Prefix Length: 32
AF: 0
Flags: 0x40 (-|N|-|-|-|-|-|-)
Address Prefix: 10.0.1.33
Flags: 0x48 (-|NP|-|-|V|-|-|-|-)
MT-ID: 0
Algorithm: 0
SID: 19000

LS age: 252
Options: 0x22 (-|-|DC|-|-|-|E|-)
LS Type: Area-Local Opaque-LSA
Link State ID: 7.0.0.0 (Area-Local Opaque-Type/ID)
Opaque Type: 7
Opaque ID: 0
Advertising Router: 10.0.1.11
LS Seq Number: 80000002
Checksum: 0x92d7
Length: 44

Prefix type : Extended Prefix TLV
Route Type: 1

```
Prefix Length: 32
AF: 0
Flags: 0x40 (-|N|-|-|-|-|-)
Address Prefix: 10.0.1.11
  Flags: 0x48 (-|NP|-|-|V|-|-|-)
  MT-ID: 0
  Algorithm: 0
  SID: 16000
```

```
LS age: 2123
Options: 0x22 (-|-|DC|-|-|-|E|-)
LS Type: Area-Local Opaque-LSA
Link State ID: 7.0.0.0 (Area-Local Opaque-Type/ID)
Opaque Type: 7
Opaque ID: 0
Advertising Router: 10.0.1.33
LS Seq Number: 80000001
Checksum: 0x1b60
Length: 44
```

```
Prefix type : Extended Prefix TLV
Route Type: 1
Prefix Length: 32
AF: 0
Flags: 0x40 (-|N|-|-|-|-|-)
Address Prefix: 10.0.1.33
  Flags: 0x48 (-|NP|-|-|V|-|-|-)
  MT-ID: 0
  Algorithm: 0
  SID: 19000
```

```
LS age: 2030
Options: 0x22 (-|-|DC|-|-|-|E|-)
LS Type: Area-Local Opaque-LSA
Link State ID: 7.0.0.0 (Area-Local Opaque-Type/ID)
Opaque Type: 7
Opaque ID: 0
Advertising Router: 10.0.1.44
LS Seq Number: 80000001
Checksum: 0x6514
Length: 44
```

```
Prefix type : Extended Prefix TLV
Route Type: 1
Prefix Length: 32
AF: 0
Flags: 0x40 (-|N|-|-|-|-|-)
Address Prefix: 10.0.1.44
  Flags: 0x48 (-|NP|-|-|V|-|-|-)
  MT-ID: 0
```

Algorithm: 0
SID: 20000

LS age: 771
Options: 0x22 (-|-|DC|-|-|-|E|-)
LS Type: Area-Local Opaque-LSA
Link State ID: 8.0.39.20 (Area-Local Opaque-Type/ID)
Opaque Type: 8
Opaque ID: 10004
Advertising Router: 10.0.1.1
LS Seq Number: 80000003
Checksum: 0x0bb2
Length: 48

Link Type: 2
Link ID: 10.11.1.1
Link Data: 10.11.1.2
Flags: 0x60 (-|V|L|-|-|-|-|-)
MT-ID: 0
SID: 24320

LS age: 772
Options: 0x22 (-|-|DC|-|-|-|E|-)
LS Type: Area-Local Opaque-LSA
Link State ID: 8.0.39.20 (Area-Local Opaque-Type/ID)
Opaque Type: 8
Opaque ID: 10004
Advertising Router: 10.0.1.11
LS Seq Number: 80000002
Checksum: 0x1389
Length: 52

Link Type: 2
Link ID: 10.11.1.1
Link Data: 10.11.1.1
Flags: 0x60 (-|V|L|-|-|-|-|-)
MT-ID: 0
NBR ID: 10.0.1.1
SID: 24320

LS age: 1015
Options: 0x22 (-|-|DC|-|-|-|E|-)
LS Type: Area-Local Opaque-LSA
Link State ID: 8.0.39.29 (Area-Local Opaque-Type/ID)
Opaque Type: 8
Opaque ID: 10013
Advertising Router: 10.0.1.1
LS Seq Number: 80000002

Checksum: 0x1b94

Length: 52

Link Type: 2

Link ID: 10.1.1.1

Link Data: 10.1.1.1

Flags: 0x60 (-|V|L|-|-|-|-|-)

MT-ID: 0

NBR ID: 10.0.1.2

SID: 24321

LS age: 55

Options: 0x22 (-|-|DC|-|-|-|E|-)

LS Type: Area-Local Opaque-LSA

Link State ID: 8.0.39.29 (Area-Local Opaque-Type/ID)

Opaque Type: 8

Opaque ID: 10013

Advertising Router: 10.0.1.2

LS Seq Number: 80000002

Checksum: 0x9335

Length: 48

Link Type: 2

Link ID: 10.1.1.1

Link Data: 10.1.1.2

Flags: 0x60 (-|V|L|-|-|-|-|-)

MT-ID: 0

SID: 24320

LS age: 1999

Options: 0x22 (-|-|DC|-|-|-|E|-)

LS Type: Area-Local Opaque-LSA

Link State ID: 8.0.39.30 (Area-Local Opaque-Type/ID)

Opaque Type: 8

Opaque ID: 10014

Advertising Router: 10.0.1.44

LS Seq Number: 80000001

Checksum: 0x7ec6

Length: 48

Link Type: 2

Link ID: 10.44.2.2

Link Data: 10.44.2.1

Flags: 0x60 (-|V|L|-|-|-|-|-)

MT-ID: 0

SID: 24321

```
LS age: 2006
Options: 0x22 (-|-|DC|-|-|-|E|-)
LS Type: Area-Local Opaque-LSA
Link State ID: 8.0.39.32 (Area-Local Opaque-Type/ID)
Opaque Type: 8
Opaque ID: 10016
Advertising Router: 10.0.1.33
LS Seq Number: 80000001
Checksum: 0xc10b
Length: 52
```

```
Link Type: 2
Link ID: 10.33.44.1
Link Data: 10.33.44.1
Flags: 0x60 (-|V|L|-|-|-|-|-)
MT-ID: 0
NBR ID: 10.0.1.44
SID: 24321
```

```
LS age: 2006
Options: 0x22 (-|-|DC|-|-|-|E|-)
LS Type: Area-Local Opaque-LSA
Link State ID: 8.0.39.32 (Area-Local Opaque-Type/ID)
Opaque Type: 8
Opaque ID: 10016
Advertising Router: 10.0.1.44
LS Seq Number: 80000001
Checksum: 0x0df8
Length: 48
```

```
Link Type: 2
Link ID: 10.33.44.1
Link Data: 10.33.44.2
Flags: 0x60 (-|V|L|-|-|-|-|-)
MT-ID: 0
SID: 24320
```

```
P1#show ip ospf database opaque-area 7.0.0.0
```

```
OSPF Router with ID (10.0.1.1) (Process ID 1 VRF default)
```

```
Area-Local Opaque-LSA (Area 0.0.0.0)
```

```
LS age: 646
Options: 0x22 (-|-|DC|-|-|-|E|-)
LS Type: Area-Local Opaque-LSA
Link State ID: 7.0.0.0 (Area-Local Opaque-Type/ID)
Opaque Type: 7
```

Opaque ID: 0
Advertising Router: 10.0.1.1
LS Seq Number: 80000002
Checksum: 0x7bdd
Length: 44

Prefix type : Extended Prefix TLV
Route Type: 1
Prefix Length: 32
AF: 0
Flags: 0x40 (-|N|---|---|---|---|)
Address Prefix: 10.0.1.1
Flags: 0x40 (-|NP|---|---|---|---|)
MT-ID: 0
Algorithm: 0
SID: 1000

LS age: 319
Options: 0x22 (-|---|DC|---|---|E|---|)
LS Type: Area-Local Opaque-LSA
Link State ID: 7.0.0.0 (Area-Local Opaque-Type/ID)
Opaque Type: 7
Opaque ID: 0
Advertising Router: 10.0.1.2
LS Seq Number: 80000003
Checksum: 0x7cd3
Length: 92

Prefix type : Extended Prefix TLV
Route Type: 1
Prefix Length: 32
AF: 0
Flags: 0x40 (-|N|---|---|---|---|)
Address Prefix: 10.0.1.2
Flags: 0x40 (-|NP|---|---|---|---|)
MT-ID: 0
Algorithm: 0
SID: 2000

Prefix type : Extended Prefix TLV
Route Type: 3
Prefix Length: 32
AF: 0
Flags: 0x40 (-|N|---|---|---|---|)
Address Prefix: 10.0.1.44
Flags: 0x48 (-|NP|---|V|---|---|---|)
MT-ID: 0
Algorithm: 0
SID: 20000

```
Prefix type : Extended Prefix TLV
Route Type: 3
Prefix Length: 32
AF: 0
Flags: 0x40 (-|N|-|-|-|-|-|-)
Address Prefix: 10.0.1.33
  Flags: 0x48 (-|NP|-|-|V|-|-|-)
  MT-ID: 0
  Algorithm: 0
  SID: 19000
```

```
LS age: 262
Options: 0x22 (-|-|DC|-|-|-|E|-)
LS Type: Area-Local Opaque-LSA
Link State ID: 7.0.0.0 (Area-Local Opaque-Type/ID)
Opaque Type: 7
Opaque ID: 0
Advertising Router: 10.0.1.11
LS Seq Number: 80000002
Checksum: 0x92d7
Length: 44
```

```
Prefix type : Extended Prefix TLV
Route Type: 1
Prefix Length: 32
AF: 0
Flags: 0x40 (-|N|-|-|-|-|-|-)
Address Prefix: 10.0.1.11
  Flags: 0x48 (-|NP|-|-|V|-|-|-)
  MT-ID: 0
  Algorithm: 0
  SID: 16000
```

```
LS age: 2133
Options: 0x22 (-|-|DC|-|-|-|E|-)
LS Type: Area-Local Opaque-LSA
Link State ID: 7.0.0.0 (Area-Local Opaque-Type/ID)
Opaque Type: 7
Opaque ID: 0
Advertising Router: 10.0.1.33
LS Seq Number: 80000001
Checksum: 0x1b60
Length: 44
```

```
Prefix type : Extended Prefix TLV
Route Type: 1
Prefix Length: 32
AF: 0
Flags: 0x40 (-|N|-|-|-|-|-|-)
Address Prefix: 10.0.1.33
```

```

Flags: 0x48 (-|NP|-|-|V|-|-|-)
MT-ID: 0
Algorithm: 0
SID: 19000

```

```

LS age: 2041
Options: 0x22 (-|-|DC|-|-|-|E|-)
LS Type: Area-Local Opaque-LSA
Link State ID: 7.0.0.0 (Area-Local Opaque-Type/ID)
Opaque Type: 7
Opaque ID: 0
Advertising Router: 10.0.1.44
LS Seq Number: 80000001
Checksum: 0x6514
Length: 44

```

```

Prefix type : Extended Prefix TLV
Route Type: 1
Prefix Length: 32
AF: 0
Flags: 0x40 (-|N|-|-|-|-|-|-)
Address Prefix: 10.0.1.44
Flags: 0x48 (-|NP|-|-|V|-|-|-)
MT-ID: 0
Algorithm: 0
SID: 20000

```

P2: ABR Connected to Area 0 and Area 1

```
P2#show ip ospf database
```

```
OSPF Router with ID (10.0.1.2) (Process ID 1 VRF default)
```

```
Router Link States (Area 0.0.0.0)
```

Link ID	ADV Router	Age	Seq#	CkSum	Link count
10.0.1.1	10.0.1.1	842	0x80000010	0x771e	3
10.0.1.2	10.0.1.2	688	0x8000000e	0x5879	2
10.0.1.11	10.0.1.11	843	0x8000000e	0x5b49	2
10.0.1.33	10.0.1.33	857	0x80000007	0x7274	2
10.0.1.44	10.0.1.44	2071	0x80000004	0x3014	3

```
Net Link States (Area 0.0.0.0)
```

Link ID	ADV Router	Age	Seq#	CkSum
10.1.1.1	10.0.1.1	2257	0x80000001	0x7397
10.11.1.1	10.0.1.11	848	0x80000002	0x13d9
10.33.44.1	10.0.1.33	2081	0x80000001	0xe56f

```
Summary Link States (Area 0.0.0.0)
```

Link ID	ADV Router	Age	Seq#	CkSum	Route
10.0.1.33	10.0.1.2	382	0x80000001	0x619f	10.0.1.33/32
10.0.1.44	10.0.1.2	454	0x80000001	0xe80e	10.0.1.44/32
10.33.44.0	10.0.1.2	454	0x80000001	0x28b1	10.33.44.0/30
10.44.2.0	10.0.1.2	688	0x80000001	0x6990	10.44.2.0/30

Area-Local Opaque-LSA (Area 0.0.0.0)

Link ID	ADV Router	Age	Seq#	CkSum	Opaque ID
1.0.0.1	10.0.1.1	845	0x80000005	0x16fc	1
1.0.0.1	10.0.1.2	437	0x80000004	0x1cf5	1
1.0.0.1	10.0.1.11	836	0x80000001	0x46bc	1
1.0.0.1	10.0.1.33	2080	0x80000003	0x9a3a	1
1.0.0.1	10.0.1.44	2071	0x80000003	0xc6f7	1
1.0.0.12	10.0.1.1	836	0x80000003	0xc06d	12
1.0.0.12	10.0.1.11	836	0x80000001	0x6abc	12
1.0.0.30	10.0.1.1	879	0x80000002	0x0e24	30
1.0.0.30	10.0.1.2	787	0x80000002	0x260a	30
1.0.0.32	10.0.1.44	2071	0x80000001	0x5953	32
1.0.0.36	10.0.1.33	2080	0x80000001	0x87ee	36
1.0.0.36	10.0.1.44	767	0x80000002	0x6108	36
4.0.0.0	10.0.1.1	689	0x80000002	0xaa2a	0
4.0.0.0	10.0.1.2	187	0x80000002	0xa42f	0
4.0.0.0	10.0.1.11	1155	0x80000002	0x6e5c	0
4.0.0.0	10.0.1.33	2197	0x80000001	0xebc9	0
4.0.0.0	10.0.1.44	2104	0x80000001	0xa901	0
7.0.0.0	10.0.1.1	709	0x80000002	0x7bdd	0
7.0.0.0	10.0.1.2	381	0x80000003	0x7cd3	0
7.0.0.0	10.0.1.11	326	0x80000002	0x92d7	0
7.0.0.0	10.0.1.33	2197	0x80000001	0x1b60	0
7.0.0.0	10.0.1.44	2104	0x80000001	0x6514	0
8.0.39.20	10.0.1.1	845	0x80000003	0x0bb2	10004
8.0.39.20	10.0.1.11	846	0x80000002	0x1389	10004
8.0.39.29	10.0.1.1	1089	0x80000002	0x1b94	10013
8.0.39.29	10.0.1.2	127	0x80000002	0x9335	10013
8.0.39.30	10.0.1.44	2071	0x80000001	0x7ec6	10014
8.0.39.32	10.0.1.33	2080	0x80000001	0xc10b	10016
8.0.39.32	10.0.1.44	2080	0x80000001	0x0df8	10016

Router Link States (Area 0.0.0.1)

Link ID	ADV Router	Age	Seq#	CkSum	Link count
10.0.1.2	10.0.1.2	457	0x80000004	0x5e42	1
10.0.1.33	10.0.1.33	385	0x80000004	0x8e5a	2
10.0.1.44	10.0.1.44	389	0x80000006	0x42fe	3

Net Link States (Area 0.0.0.1)

Link ID	ADV Router	Age	Seq#	CkSum
---------	------------	-----	------	-------


```
10.33.44.2      10.0.1.44      389      0x80000001 0x6ddb
10.44.2.2      10.0.1.2       457      0x80000001 0xaa07
```

Summary Link States (Area 0.0.0.1)

Link ID	ADV Router	Age	Seq#	CkSum	Route
10.0.1.1	10.0.1.2	688	0x80000001	0x9889	10.0.1.1/32
10.0.1.2	10.0.1.2	688	0x80000001	0x849d	10.0.1.2/32
10.0.1.11	10.0.1.2	688	0x80000001	0x3ed8	10.0.1.11/32
10.1.1.0	10.0.1.2	688	0x80000001	0x7aab	10.1.1.0/30
10.11.1.0	10.0.1.2	688	0x80000001	0x0c0f	10.11.1.0/30

Area-Local Opaque-LSA (Area 0.0.0.1)

Link ID	ADV Router	Age	Seq#	CkSum	Opaque ID
1.0.0.1	10.0.1.2	455	0x80000002	0x20f3	1
1.0.0.1	10.0.1.33	388	0x80000001	0x9e38	1
1.0.0.1	10.0.1.44	387	0x80000003	0xc6f7	1
1.0.0.32	10.0.1.44	456	0x80000001	0x5953	32
1.0.0.34	10.0.1.2	455	0x80000001	0x6073	34
1.0.0.36	10.0.1.33	388	0x80000001	0x9dd7	36
1.0.0.36	10.0.1.44	387	0x80000001	0x79ef	36
4.0.0.0	10.0.1.2	686	0x80000001	0xa62e	0
4.0.0.0	10.0.1.33	385	0x80000001	0xebc9	0
4.0.0.0	10.0.1.44	448	0x80000001	0xa901	0
7.0.0.0	10.0.1.2	381	0x80000003	0xb912	0
7.0.0.0	10.0.1.33	385	0x80000001	0x1b60	0
7.0.0.0	10.0.1.44	448	0x80000001	0x6514	0
8.0.39.30	10.0.1.44	448	0x80000001	0x61e4	10014
8.0.39.31	10.0.1.2	455	0x80000001	0xea3e	10015
8.0.39.32	10.0.1.33	385	0x80000001	0x4bc5	10016
8.0.39.32	10.0.1.44	387	0x80000001	0x5476	10016

P2# show mpls forwarding-table

Codes: > - installed FTN, * - selected FTN, p - stale FTN,
 B - BGP FTN, K - CLI FTN, t - tunnel, P - SR Policy FTN,
 L - LDP FTN, R - RSVP-TE FTN, S - SNMP FTN, I - IGP-Shortcut,
 U - unknown FTN, O - SR-OSPF FTN, i - SR-ISIS FTN, k - SR-CLI FTN

Code	FEC	FTN-ID	Tunnel-id	Pri	LSP-Type	Out-Label	Out-Intf	ELC	Nexthop
O>	10.0.1.1/32	1	0	Yes	LSP_DEFAULT	17000	xe11	No	10.1.1.1
O>	10.0.1.11/32	2	0	Yes	LSP_DEFAULT	16000	xe11	No	10.1.1.1
O>	10.0.1.33/32	4	0	Yes	LSP_DEFAULT	19000	xe13	No	10.44.2.1
O>	10.0.1.44/32	3	0	Yes	LSP_DEFAULT	20000	xe13	No	10.44.2.1

P2#show mpls ftn-table

Primary FTN entry with FEC: 10.0.1.1/32, id: 1, row status: Active
 Owner: OSPF-SR, distance: 110, Action-type: Redirect to Tunnel, Exp-bits: 0x0, Incoming DSCP: none
 Tunnel id: 0, Protected LSP id: 0, QoS Resource id: 0, Description: N/A
 Cross connect ix: 1, in intf: - in label: 0 out-segment ix: 1
 Owner: OSPF-SR, Persistent: No, Admin Status: Up, Oper Status: Up
 Out-segment with ix: 1, owner: OSPF-SR, Stale: NO, out intf: xe11, out label: 17000
 Nexthop addr: 10.1.1.1 cross connect ix: 1, op code: Push

Primary FTN entry with FEC: 10.0.1.11/32, id: 2, row status: Active
 Owner: OSPF-SR, distance: 110, Action-type: Redirect to Tunnel, Exp-bits: 0x0, Incoming DSCP: none

Tunnel id: 0, Protected LSP id: 0, QoS Resource id: 0, Description: N/A
 Cross connect ix: 3, in intf: - in label: 0 out-segment ix: 4
 Owner: OSPF-SR, Persistent: No, Admin Status: Up, Oper Status: Up
 Out-segment with ix: 4, owner: OSPF-SR, Stale: NO, out intf: xe11, out label: 16000
 Nexthop addr: 10.1.1.1 cross connect ix: 3, op code: Push

Primary FTN entry with FEC: 10.0.1.33/32, id: 4, row status: Active
 Owner: OSPF-SR, distance: 110, Action-type: Redirect to Tunnel, Exp-bits: 0x0, Incoming DSCP: none
 Tunnel id: 0, Protected LSP id: 0, QoS Resource id: 0, Description: N/A
 Cross connect ix: 6, in intf: - in label: 0 out-segment ix: 9
 Owner: OSPF-SR, Persistent: No, Admin Status: Up, Oper Status: Up
 Out-segment with ix: 9, owner: OSPF-SR, Stale: NO, out intf: xe13, out label: 19000
 Nexthop addr: 10.44.2.1 cross connect ix: 6, op code: Push

Primary FTN entry with FEC: 10.0.1.44/32, id: 3, row status: Active
 Owner: OSPF-SR, distance: 110, Action-type: Redirect to Tunnel, Exp-bits: 0x0, Incoming DSCP: none
 Tunnel id: 0, Protected LSP id: 0, QoS Resource id: 0, Description: N/A
 Cross connect ix: 4, in intf: - in label: 0 out-segment ix: 6
 Owner: OSPF-SR, Persistent: No, Admin Status: Up, Oper Status: Up
 Out-segment with ix: 6, owner: OSPF-SR, Stale: NO, out intf: xe13, out label: 20000
 Nexthop addr: 10.44.2.1 cross connect ix: 4, op code: Push

P2#show mpls ilm-table

Codes: > - installed ILM, * - selected ILM, p - stale ILM
 K - CLI ILM, T - MPLS-TP, s - Stitched ILM
 S - SNMP, L - LDP, R - RSVP, C - CRLDP
 B - BGP, K - CLI, V - LDP_VC, I - IGP_SHORTCUT
 O - OSPF/OSPF6 SR, i - ISIS SR, k - SR CLI
 P - SR Policy, U - unknown

Code	FEC/VRF/L2CKT	ILM-ID	In-Label	Out-Label	In-Intf	Out-Intf/VRF	Nexthop	LSP-Type
O>	10.0.1.2/32	5	18000	Nolabel	N/A	N/A	127.0.0.1	LSP_DEFAULT
O>	10.0.1.1/32	1	17000	17000	N/A	xe11	10.1.1.1	LSP_DEFAULT
O>	10.0.1.11/32	3	16000	16000	N/A	xe11	10.1.1.1	LSP_DEFAULT
O>	10.1.1.1/32	2	24320	3	N/A	xe11	10.1.1.1	LSP_DEFAULT
O>	10.0.1.44/32	4	20000	20000	N/A	xe13	10.44.2.1	LSP_DEFAULT
O>	10.0.1.33/32	7	19000	19000	N/A	xe13	10.44.2.1	LSP_DEFAULT
O>	10.44.2.1/32	6	24321	3	N/A	xe13	10.44.2.1	LSP_DEFAULT

P2#show mpls in-segment-table

Owner: OSPF-SR, # of pops: 1, fec: 10.0.1.2/32, ILM-ID: 5
 Cross connect ix: 6, in intf: - in label: 18000 out-segment ix: 0
 Owner: OSPF-SR, Persistent: No, Admin Status: Up, Oper Status: Up
 Out-segment with ix: 0, owner: CLI, Stale: NO, out intf: N/A, out label: N/A
 Nexthop addr: 127.0.0.1 cross connect ix: 6, op code: Pop

Owner: OSPF-SR, # of pops: 1, fec: 10.0.1.1/32, ILM-ID: 1
 Cross connect ix: 1, in intf: - in label: 17000 out-segment ix: 1
 Owner: OSPF-SR, Persistent: No, Admin Status: Up, Oper Status: Up
 Out-segment with ix: 1, owner: OSPF-SR, Stale: NO, out intf: xe11, out label: 17000
 Nexthop addr: 10.1.1.1 cross connect ix: 1, op code: Swap

Owner: OSPF-SR, # of pops: 1, fec: 10.0.1.11/32, ILM-ID: 3
 Cross connect ix: 3, in intf: - in label: 16000 out-segment ix: 4
 Owner: OSPF-SR, Persistent: No, Admin Status: Up, Oper Status: Up
 Out-segment with ix: 4, owner: OSPF-SR, Stale: NO, out intf: xe11, out label: 16000
 Nexthop addr: 10.1.1.1 cross connect ix: 3, op code: Swap

Owner: OSPF-SR, # of pops: 1, fec: 10.1.1.1/32, ILM-ID: 2
 Cross connect ix: 2, in intf: - in label: 24320 out-segment ix: 3
 Owner: N/A, Persistent: No, Admin Status: Up, Oper Status: Up

Out-segment with ix: 3, owner: N/A, Stale: NO, out intf: xe11, out label: 3
 Nexthop addr: 10.1.1.1 cross connect ix: 2, op code: Swap

Owner: OSPF-SR, # of pops: 1, fec: 10.0.1.44/32, ILM-ID: 4
 Cross connect ix: 4, in intf: - in label: 20000 out-segment ix: 6
 Owner: OSPF-SR, Persistent: No, Admin Status: Up, Oper Status: Up
 Out-segment with ix: 6, owner: OSPF-SR, Stale: NO, out intf: xe13, out label: 20000
 Nexthop addr: 10.44.2.1 cross connect ix: 4, op code: Swap

Owner: OSPF-SR, # of pops: 1, fec: 10.0.1.33/32, ILM-ID: 7
 Cross connect ix: 6, in intf: - in label: 19000 out-segment ix: 9
 Owner: OSPF-SR, Persistent: No, Admin Status: Up, Oper Status: Up
 Out-segment with ix: 9, owner: OSPF-SR, Stale: NO, out intf: xe13, out label: 19000
 Nexthop addr: 10.44.2.1 cross connect ix: 6, op code: Swap

Owner: OSPF-SR, # of pops: 1, fec: 10.44.2.1/32, ILM-ID: 6
 Cross connect ix: 5, in intf: - in label: 24321 out-segment ix: 8
 Owner: N/A, Persistent: No, Admin Status: Up, Oper Status: Up
 Out-segment with ix: 8, owner: N/A, Stale: NO, out intf: xe13, out label: 3
 Nexthop addr: 10.44.2.1 cross connect ix: 5, op code: Swap

P2#show mpls out-segment-table

Out-segment with ix: 1, owner: OSPF-SR, Stale: NO, out intf: xe11, out label: 17000
 Nexthop addr: 10.1.1.1 cross connect ix: 1, op code: Push

Out-segment with ix: 4, owner: OSPF-SR, Stale: NO, out intf: xe11, out label: 16000
 Nexthop addr: 10.1.1.1 cross connect ix: 3, op code: Push

Out-segment with ix: 3, owner: N/A, Stale: NO, out intf: xe11, out label: 3
 Nexthop addr: 10.1.1.1 cross connect ix: 2, op code: Push

Out-segment with ix: 6, owner: OSPF-SR, Stale: NO, out intf: xe13, out label: 20000
 Nexthop addr: 10.44.2.1 cross connect ix: 4, op code: Push

Out-segment with ix: 8, owner: N/A, Stale: NO, out intf: xe13, out label: 3
 Nexthop addr: 10.44.2.1 cross connect ix: 5, op code: Push

Out-segment with ix: 9, owner: OSPF-SR, Stale: NO, out intf: xe13, out label: 19000
 Nexthop addr: 10.44.2.1 cross connect ix: 6, op code: Push

P2#show ip ospf database opaque-area

OSPF Router with ID (10.0.1.2) (Process ID 1 VRF default)

Area-Local Opaque-LSA (Area 0.0.0.0)

LS age: 878

Options: 0x22 (-|-|DC|-|-|-|E|-)

LS Type: Area-Local Opaque-LSA
Link State ID: 1.0.0.1 (Area-Local Opaque-Type/ID)
Opaque Type: 1
Opaque ID: 1
Advertising Router: 10.0.1.1
LS Seq Number: 80000005
Checksum: 0x16fc
Length: 28

MPLS TE router ID : 10.0.1.1

Number of Links : 0

LS age: 469
Options: 0x22 (-|-|DC|-|-|-|E|-)
LS Type: Area-Local Opaque-LSA
Link State ID: 1.0.0.1 (Area-Local Opaque-Type/ID)
Opaque Type: 1
Opaque ID: 1
Advertising Router: 10.0.1.2
LS Seq Number: 80000004
Checksum: 0x1cf5
Length: 28

MPLS TE router ID : 10.0.1.2

Number of Links : 0

LS age: 869
Options: 0x22 (-|-|DC|-|-|-|E|-)
LS Type: Area-Local Opaque-LSA
Link State ID: 1.0.0.1 (Area-Local Opaque-Type/ID)
Opaque Type: 1
Opaque ID: 1
Advertising Router: 10.0.1.11
LS Seq Number: 80000001
Checksum: 0x46bc
Length: 28

MPLS TE router ID : 10.0.1.11

Number of Links : 0

LS age: 2112
Options: 0x22 (-|-|DC|-|-|-|E|-)
LS Type: Area-Local Opaque-LSA
Link State ID: 1.0.0.1 (Area-Local Opaque-Type/ID)
Opaque Type: 1
Opaque ID: 1
Advertising Router: 10.0.1.33

LS Seq Number: 80000003
Checksum: 0x9a3a
Length: 28

MPLS TE router ID : 10.0.1.33

Number of Links : 0

LS age: 2103
Options: 0x22 (-|-|DC|-|-|-|E|-)
LS Type: Area-Local Opaque-LSA
Link State ID: 1.0.0.1 (Area-Local Opaque-Type/ID)
Opaque Type: 1
Opaque ID: 1
Advertising Router: 10.0.1.44
LS Seq Number: 80000003
Checksum: 0xc6f7
Length: 28

MPLS TE router ID : 10.0.1.44

Number of Links : 0

LS age: 869
Options: 0x22 (-|-|DC|-|-|-|E|-)
LS Type: Area-Local Opaque-LSA
Link State ID: 1.0.0.12 (Area-Local Opaque-Type/ID)
Opaque Type: 1
Opaque ID: 12
Advertising Router: 10.0.1.1
LS Seq Number: 80000003
Checksum: 0xc06d
Length: 108

Link connected to Broadcast network

Link ID : 10.11.1.1
Interface Address : 10.11.1.2
Admin Metric : 1
Maximum bandwidth : 10000000.00 Kbits/s
Maximum reservable bandwidth : 10000000.00 Kbits/s
Unreserved Bandwidth :
Number of Priority : 8

Priority 0 : 10000000.00 Kbits/s	Priority 1 : 10000000.00 Kbits/s
Priority 2 : 10000000.00 Kbits/s	Priority 3 : 10000000.00 Kbits/s
Priority 4 : 10000000.00 Kbits/s	Priority 5 : 10000000.00 Kbits/s
Priority 6 : 10000000.00 Kbits/s	Priority 7 : 10000000.00 Kbits/s

Number of Links : 1

LS age: 869

```
Options: 0x22 (-|-|DC|-|-|-|E|-)
LS Type: Area-Local Opaque-LSA
Link State ID: 1.0.0.12 (Area-Local Opaque-Type/ID)
Opaque Type: 1
Opaque ID: 12
Advertising Router: 10.0.1.11
LS Seq Number: 80000001
Checksum: 0x6abc
Length: 108
```

Link connected to Broadcast network

```
Link ID : 10.11.1.1
Interface Address : 10.11.1.1
Admin Metric : 1
Maximum bandwidth : 10000000.00 Kbits/s
Maximum reservable bandwidth : 10000000.00 Kbits/s
Unreserved Bandwidth :
Number of Priority : 8
Priority 0 : 10000000.00 Kbits/s      Priority 1 : 10000000.00 Kbits/s
Priority 2 : 10000000.00 Kbits/s      Priority 3 : 10000000.00 Kbits/s
Priority 4 : 10000000.00 Kbits/s      Priority 5 : 10000000.00 Kbits/s
Priority 6 : 10000000.00 Kbits/s      Priority 7 : 10000000.00 Kbits/s
```

Number of Links : 1

```
LS age: 911
Options: 0x22 (-|-|DC|-|-|-|E|-)
LS Type: Area-Local Opaque-LSA
Link State ID: 1.0.0.30 (Area-Local Opaque-Type/ID)
Opaque Type: 1
Opaque ID: 30
Advertising Router: 10.0.1.1
LS Seq Number: 80000002
Checksum: 0x0e24
Length: 108
```

Link connected to Broadcast network

```
Link ID : 10.1.1.1
Interface Address : 10.1.1.1
Admin Metric : 1
Maximum bandwidth : 10000000.00 Kbits/s
Maximum reservable bandwidth : 10000000.00 Kbits/s
Unreserved Bandwidth :
Number of Priority : 8
Priority 0 : 10000000.00 Kbits/s      Priority 1 : 10000000.00 Kbits/s
Priority 2 : 10000000.00 Kbits/s      Priority 3 : 10000000.00 Kbits/s
Priority 4 : 10000000.00 Kbits/s      Priority 5 : 10000000.00 Kbits/s
Priority 6 : 10000000.00 Kbits/s      Priority 7 : 10000000.00 Kbits/s
```

Number of Links : 1

LS age: 819
Options: 0x22 (-|-|DC|-|-|-|E|-)
LS Type: Area-Local Opaque-LSA
Link State ID: 1.0.0.30 (Area-Local Opaque-Type/ID)
Opaque Type: 1
Opaque ID: 30
Advertising Router: 10.0.1.2
LS Seq Number: 80000002
Checksum: 0x260a
Length: 108

Link connected to Broadcast network

Link ID : 10.1.1.1
Interface Address : 10.1.1.2
Admin Metric : 1
Maximum bandwidth : 10000000.00 Kbits/s
Maximum reservable bandwidth : 10000000.00 Kbits/s
Unreserved Bandwidth :
Number of Priority : 8
Priority 0 : 10000000.00 Kbits/s Priority 1 : 10000000.00 Kbits/s
Priority 2 : 10000000.00 Kbits/s Priority 3 : 10000000.00 Kbits/s
Priority 4 : 10000000.00 Kbits/s Priority 5 : 10000000.00 Kbits/s
Priority 6 : 10000000.00 Kbits/s Priority 7 : 10000000.00 Kbits/s

Number of Links : 1

LS age: 2103
Options: 0x22 (-|-|DC|-|-|-|E|-)
LS Type: Area-Local Opaque-LSA
Link State ID: 1.0.0.32 (Area-Local Opaque-Type/ID)
Opaque Type: 1
Opaque ID: 32
Advertising Router: 10.0.1.44
LS Seq Number: 80000001
Checksum: 0x5953
Length: 108

Link connected to Broadcast network

Link ID : 10.44.2.2
Interface Address : 10.44.2.1
Admin Metric : 1
Maximum bandwidth : 10000000.00 Kbits/s
Maximum reservable bandwidth : 10000000.00 Kbits/s
Unreserved Bandwidth :
Number of Priority : 8
Priority 0 : 10000000.00 Kbits/s Priority 1 : 10000000.00 Kbits/s
Priority 2 : 10000000.00 Kbits/s Priority 3 : 10000000.00 Kbits/s
Priority 4 : 10000000.00 Kbits/s Priority 5 : 10000000.00 Kbits/s
Priority 6 : 10000000.00 Kbits/s Priority 7 : 10000000.00 Kbits/s

Number of Links : 1

LS age: 2112
 Options: 0x22 (-|-|DC|-|-|-|E|-)
 LS Type: Area-Local Opaque-LSA
 Link State ID: 1.0.0.36 (Area-Local Opaque-Type/ID)
 Opaque Type: 1
 Opaque ID: 36
 Advertising Router: 10.0.1.33
 LS Seq Number: 80000001
 Checksum: 0x87ee
 Length: 108

Link connected to Broadcast network
 Link ID : 10.33.44.1
 Interface Address : 10.33.44.1
 Admin Metric : 1
 Maximum bandwidth : 10000000.00 Kbits/s
 Maximum reservable bandwidth : 10000000.00 Kbits/s
 Unreserved Bandwidth :
 Number of Priority : 8
 Priority 0 : 10000000.00 Kbits/s Priority 1 : 10000000.00 Kbits/s
 Priority 2 : 10000000.00 Kbits/s Priority 3 : 10000000.00 Kbits/s
 Priority 4 : 10000000.00 Kbits/s Priority 5 : 10000000.00 Kbits/s
 Priority 6 : 10000000.00 Kbits/s Priority 7 : 10000000.00 Kbits/s

Number of Links : 1

LS age: 800
 Options: 0x22 (-|-|DC|-|-|-|E|-)
 LS Type: Area-Local Opaque-LSA
 Link State ID: 1.0.0.36 (Area-Local Opaque-Type/ID)
 Opaque Type: 1
 Opaque ID: 36
 Advertising Router: 10.0.1.44
 LS Seq Number: 80000002
 Checksum: 0x6108
 Length: 108

Link connected to Broadcast network
 Link ID : 10.33.44.1
 Interface Address : 10.33.44.2
 Admin Metric : 1
 Maximum bandwidth : 10000000.00 Kbits/s
 Maximum reservable bandwidth : 10000000.00 Kbits/s
 Unreserved Bandwidth :
 Number of Priority : 8
 Priority 0 : 10000000.00 Kbits/s Priority 1 : 10000000.00 Kbits/s
 Priority 2 : 10000000.00 Kbits/s Priority 3 : 10000000.00 Kbits/s

Priority 4 : 10000000.00 Kbits/s Priority 5 : 10000000.00 Kbits/s
 Priority 6 : 10000000.00 Kbits/s Priority 7 : 10000000.00 Kbits/s

Number of Links : 1

LS age: 721
 Options: 0x22 (-|-|DC|-|-|-|E|-)
 LS Type: Area-Local Opaque-LSA
 Link State ID: 4.0.0.0 (Area-Local Opaque-Type/ID)
 Opaque Type: 4
 Opaque ID: 0
 Advertising Router: 10.0.1.1
 LS Seq Number: 80000002
 Checksum: 0xaa2a
 Length: 44

Range Size: 8000
 Base-SID: 16000
 Algorithm: 0

LS age: 219
 Options: 0x22 (-|-|DC|-|-|-|E|-)
 LS Type: Area-Local Opaque-LSA
 Link State ID: 4.0.0.0 (Area-Local Opaque-Type/ID)
 Opaque Type: 4
 Opaque ID: 0
 Advertising Router: 10.0.1.2
 LS Seq Number: 80000002
 Checksum: 0xa42f
 Length: 44

Range Size: 8000
 Base-SID: 16000
 Algorithm: 0

LS age: 1187
 Options: 0x22 (-|-|DC|-|-|-|E|-)
 LS Type: Area-Local Opaque-LSA
 Link State ID: 4.0.0.0 (Area-Local Opaque-Type/ID)
 Opaque Type: 4
 Opaque ID: 0
 Advertising Router: 10.0.1.11
 LS Seq Number: 80000002
 Checksum: 0x6e5c
 Length: 44

Range Size: 8000
 Base-SID: 16000

Algorithm: 0

LS age: 2229
Options: 0x22 (-|-|DC|-|-|-|E|-)
LS Type: Area-Local Opaque-LSA
Link State ID: 4.0.0.0 (Area-Local Opaque-Type/ID)
Opaque Type: 4
Opaque ID: 0
Advertising Router: 10.0.1.33
LS Seq Number: 80000001
Checksum: 0xebc9
Length: 44

Range Size: 8000
Base-SID: 16000
Algorithm: 0

LS age: 2137
Options: 0x22 (-|-|DC|-|-|-|E|-)
LS Type: Area-Local Opaque-LSA
Link State ID: 4.0.0.0 (Area-Local Opaque-Type/ID)
Opaque Type: 4
Opaque ID: 0
Advertising Router: 10.0.1.44
LS Seq Number: 80000001
Checksum: 0xa901
Length: 44

Range Size: 8000
Base-SID: 16000
Algorithm: 0

LS age: 741
Options: 0x22 (-|-|DC|-|-|-|E|-)
LS Type: Area-Local Opaque-LSA
Link State ID: 7.0.0.0 (Area-Local Opaque-Type/ID)
Opaque Type: 7
Opaque ID: 0
Advertising Router: 10.0.1.1
LS Seq Number: 80000002
Checksum: 0x7bdd
Length: 44

Prefix type : Extended Prefix TLV
Route Type: 1
Prefix Length: 32
AF: 0

```
Flags: 0x40 (-|N|-|-|-|-|-|-)
Address Prefix: 10.0.1.1
  Flags: 0x40 (-|NP|-|-|-|-|-|-)
  MT-ID: 0
  Algorithm: 0
  SID: 1000
```

```
LS age: 413
Options: 0x22 (-|-|DC|-|-|-|E|-)
LS Type: Area-Local Opaque-LSA
Link State ID: 7.0.0.0 (Area-Local Opaque-Type/ID)
Opaque Type: 7
Opaque ID: 0
Advertising Router: 10.0.1.2
LS Seq Number: 80000003
Checksum: 0x7cd3
Length: 92
```

```
Prefix type : Extended Prefix TLV
Route Type: 1
Prefix Length: 32
AF: 0
Flags: 0x40 (-|N|-|-|-|-|-|-)
Address Prefix: 10.0.1.2
  Flags: 0x40 (-|NP|-|-|-|-|-|-)
  MT-ID: 0
  Algorithm: 0
  SID: 2000
```

```
Prefix type : Extended Prefix TLV
Route Type: 3
Prefix Length: 32
AF: 0
Flags: 0x40 (-|N|-|-|-|-|-|-)
Address Prefix: 10.0.1.44
  Flags: 0x48 (-|NP|-|-|V|-|-|-)
  MT-ID: 0
  Algorithm: 0
  SID: 20000
```

```
Prefix type : Extended Prefix TLV
Route Type: 3
Prefix Length: 32
AF: 0
Flags: 0x40 (-|N|-|-|-|-|-|-)
Address Prefix: 10.0.1.33
  Flags: 0x48 (-|NP|-|-|V|-|-|-)
  MT-ID: 0
  Algorithm: 0
  SID: 19000
```

LS age: 358
Options: 0x22 (-|-|DC|-|-|-|E|-)
LS Type: Area-Local Opaque-LSA
Link State ID: 7.0.0.0 (Area-Local Opaque-Type/ID)
Opaque Type: 7
Opaque ID: 0
Advertising Router: 10.0.1.11
LS Seq Number: 80000002
Checksum: 0x92d7
Length: 44

Prefix type : Extended Prefix TLV
Route Type: 1
Prefix Length: 32
AF: 0
Flags: 0x40 (-|N|-|-|-|-|-|-)
Address Prefix: 10.0.1.11
Flags: 0x48 (-|NP|-|-|V|-|-|-)
MT-ID: 0
Algorithm: 0
SID: 16000

LS age: 2229
Options: 0x22 (-|-|DC|-|-|-|E|-)
LS Type: Area-Local Opaque-LSA
Link State ID: 7.0.0.0 (Area-Local Opaque-Type/ID)
Opaque Type: 7
Opaque ID: 0
Advertising Router: 10.0.1.33
LS Seq Number: 80000001
Checksum: 0x1b60
Length: 44

Prefix type : Extended Prefix TLV
Route Type: 1
Prefix Length: 32
AF: 0
Flags: 0x40 (-|N|-|-|-|-|-|-)
Address Prefix: 10.0.1.33
Flags: 0x48 (-|NP|-|-|V|-|-|-)
MT-ID: 0
Algorithm: 0
SID: 19000

LS age: 2137
Options: 0x22 (-|-|DC|-|-|-|E|-)
LS Type: Area-Local Opaque-LSA
Link State ID: 7.0.0.0 (Area-Local Opaque-Type/ID)
Opaque Type: 7

Opaque ID: 0
Advertising Router: 10.0.1.44
LS Seq Number: 80000001
Checksum: 0x6514
Length: 44

Prefix type : Extended Prefix TLV
Route Type: 1
Prefix Length: 32
AF: 0
Flags: 0x40 (-|N|-|-|-|-|-|-)
Address Prefix: 10.0.1.44
Flags: 0x48 (-|NP|-|-|V|-|-|-|-)
MT-ID: 0
Algorithm: 0
SID: 20000

LS age: 878
Options: 0x22 (-|-|DC|-|-|-|E|-)
LS Type: Area-Local Opaque-LSA
Link State ID: 8.0.39.20 (Area-Local Opaque-Type/ID)
Opaque Type: 8
Opaque ID: 10004
Advertising Router: 10.0.1.1
LS Seq Number: 80000003
Checksum: 0x0bb2
Length: 48

Link Type: 2
Link ID: 10.11.1.1
Link Data: 10.11.1.2
Flags: 0x60 (-|V|L|-|-|-|-|-|-)
MT-ID: 0
SID: 24320

LS age: 879
Options: 0x22 (-|-|DC|-|-|-|E|-)
LS Type: Area-Local Opaque-LSA
Link State ID: 8.0.39.20 (Area-Local Opaque-Type/ID)
Opaque Type: 8
Opaque ID: 10004
Advertising Router: 10.0.1.11
LS Seq Number: 80000002
Checksum: 0x1389
Length: 52

Link Type: 2
Link ID: 10.11.1.1
Link Data: 10.11.1.1

Flags: 0x60 (-|V|L|-|-|-|-|-)
MT-ID: 0
NBR ID: 10.0.1.1
SID: 24320

LS age: 1121
Options: 0x22 (-|-|DC|-|-|-|E|-)
LS Type: Area-Local Opaque-LSA
Link State ID: 8.0.39.29 (Area-Local Opaque-Type/ID)
Opaque Type: 8
Opaque ID: 10013
Advertising Router: 10.0.1.1
LS Seq Number: 80000002
Checksum: 0x1b94
Length: 52

Link Type: 2
Link ID: 10.1.1.1
Link Data: 10.1.1.1
Flags: 0x60 (-|V|L|-|-|-|-|-)
MT-ID: 0
NBR ID: 10.0.1.2
SID: 24321

LS age: 159
Options: 0x22 (-|-|DC|-|-|-|E|-)
LS Type: Area-Local Opaque-LSA
Link State ID: 8.0.39.29 (Area-Local Opaque-Type/ID)
Opaque Type: 8
Opaque ID: 10013
Advertising Router: 10.0.1.2
LS Seq Number: 80000002
Checksum: 0x9335
Length: 48

Link Type: 2
Link ID: 10.1.1.1
Link Data: 10.1.1.2
Flags: 0x60 (-|V|L|-|-|-|-|-)
MT-ID: 0
SID: 24320

LS age: 2103
Options: 0x22 (-|-|DC|-|-|-|E|-)
LS Type: Area-Local Opaque-LSA
Link State ID: 8.0.39.30 (Area-Local Opaque-Type/ID)
Opaque Type: 8

Opaque ID: 10014
Advertising Router: 10.0.1.44
LS Seq Number: 80000001
Checksum: 0x7ec6
Length: 48

Link Type: 2
Link ID: 10.44.2.2
Link Data: 10.44.2.1
Flags: 0x60 (-|V|L|-|-|-|-|-)
MT-ID: 0
SID: 24321

LS age: 2112
Options: 0x22 (-|-|DC|-|-|-|E|-)
LS Type: Area-Local Opaque-LSA
Link State ID: 8.0.39.32 (Area-Local Opaque-Type/ID)
Opaque Type: 8
Opaque ID: 10016
Advertising Router: 10.0.1.33
LS Seq Number: 80000001
Checksum: 0xc10b
Length: 52

Link Type: 2
Link ID: 10.33.44.1
Link Data: 10.33.44.1
Flags: 0x60 (-|V|L|-|-|-|-|-)
MT-ID: 0
NBR ID: 10.0.1.44
SID: 24321

LS age: 2113
Options: 0x22 (-|-|DC|-|-|-|E|-)
LS Type: Area-Local Opaque-LSA
Link State ID: 8.0.39.32 (Area-Local Opaque-Type/ID)
Opaque Type: 8
Opaque ID: 10016
Advertising Router: 10.0.1.44
LS Seq Number: 80000001
Checksum: 0x0df8
Length: 48

Link Type: 2
Link ID: 10.33.44.1
Link Data: 10.33.44.2
Flags: 0x60 (-|V|L|-|-|-|-|-)
MT-ID: 0

SID: 24320

Area-Local Opaque-LSA (Area 0.0.0.1)

LS age: 487
Options: 0x22 (-|-|DC|-|-|-|E|-)
LS Type: Area-Local Opaque-LSA
Link State ID: 1.0.0.1 (Area-Local Opaque-Type/ID)
Opaque Type: 1
Opaque ID: 1
Advertising Router: 10.0.1.2
LS Seq Number: 80000002
Checksum: 0x20f3
Length: 28

MPLS TE router ID : 10.0.1.2

Number of Links : 0

LS age: 420
Options: 0x22 (-|-|DC|-|-|-|E|-)
LS Type: Area-Local Opaque-LSA
Link State ID: 1.0.0.1 (Area-Local Opaque-Type/ID)
Opaque Type: 1
Opaque ID: 1
Advertising Router: 10.0.1.33
LS Seq Number: 80000001
Checksum: 0x9e38
Length: 28

MPLS TE router ID : 10.0.1.33

Number of Links : 0

LS age: 419
Options: 0x22 (-|-|DC|-|-|-|E|-)
LS Type: Area-Local Opaque-LSA
Link State ID: 1.0.0.1 (Area-Local Opaque-Type/ID)
Opaque Type: 1
Opaque ID: 1
Advertising Router: 10.0.1.44
LS Seq Number: 80000003
Checksum: 0xc6f7
Length: 28

MPLS TE router ID : 10.0.1.44

Number of Links : 0


```

LS age: 488
Options: 0x22 (-|-|DC|-|-|-|E|-)
LS Type: Area-Local Opaque-LSA
Link State ID: 1.0.0.32 (Area-Local Opaque-Type/ID)
Opaque Type: 1
Opaque ID: 32
Advertising Router: 10.0.1.44
LS Seq Number: 80000001
Checksum: 0x5953
Length: 108

```

```

Link connected to Broadcast network
  Link ID : 10.44.2.2
  Interface Address : 10.44.2.1
  Admin Metric : 1
  Maximum bandwidth : 10000000.00 Kbits/s
  Maximum reservable bandwidth : 10000000.00 Kbits/s
  Unreserved Bandwidth :
  Number of Priority : 8
  Priority 0 : 10000000.00 Kbits/s      Priority 1 : 10000000.00 Kbits/s
  Priority 2 : 10000000.00 Kbits/s      Priority 3 : 10000000.00 Kbits/s
  Priority 4 : 10000000.00 Kbits/s      Priority 5 : 10000000.00 Kbits/s
  Priority 6 : 10000000.00 Kbits/s      Priority 7 : 10000000.00 Kbits/s

```

Number of Links : 1

```

LS age: 487
Options: 0x22 (-|-|DC|-|-|-|E|-)
LS Type: Area-Local Opaque-LSA
Link State ID: 1.0.0.34 (Area-Local Opaque-Type/ID)
Opaque Type: 1
Opaque ID: 34
Advertising Router: 10.0.1.2
LS Seq Number: 80000001
Checksum: 0x6073
Length: 108

```

```

Link connected to Broadcast network
  Link ID : 10.44.2.2
  Interface Address : 10.44.2.2
  Admin Metric : 1
  Maximum bandwidth : 10000000.00 Kbits/s
  Maximum reservable bandwidth : 10000000.00 Kbits/s
  Unreserved Bandwidth :
  Number of Priority : 8
  Priority 0 : 10000000.00 Kbits/s      Priority 1 : 10000000.00 Kbits/s
  Priority 2 : 10000000.00 Kbits/s      Priority 3 : 10000000.00 Kbits/s
  Priority 4 : 10000000.00 Kbits/s      Priority 5 : 10000000.00 Kbits/s
  Priority 6 : 10000000.00 Kbits/s      Priority 7 : 10000000.00 Kbits/s

```

Number of Links : 1

LS age: 420
Options: 0x22 (-|-|DC|-|-|-|E|-)
LS Type: Area-Local Opaque-LSA
Link State ID: 1.0.0.36 (Area-Local Opaque-Type/ID)
Opaque Type: 1
Opaque ID: 36
Advertising Router: 10.0.1.33
LS Seq Number: 80000001
Checksum: 0x9dd7
Length: 108

Link connected to Broadcast network

Link ID : 10.33.44.2
Interface Address : 10.33.44.1
Admin Metric : 1
Maximum bandwidth : 10000000.00 Kbits/s
Maximum reservable bandwidth : 10000000.00 Kbits/s
Unreserved Bandwidth :
Number of Priority : 8
Priority 0 : 10000000.00 Kbits/s Priority 1 : 10000000.00 Kbits/s
Priority 2 : 10000000.00 Kbits/s Priority 3 : 10000000.00 Kbits/s
Priority 4 : 10000000.00 Kbits/s Priority 5 : 10000000.00 Kbits/s
Priority 6 : 10000000.00 Kbits/s Priority 7 : 10000000.00 Kbits/s

Number of Links : 1

LS age: 419
Options: 0x22 (-|-|DC|-|-|-|E|-)
LS Type: Area-Local Opaque-LSA
Link State ID: 1.0.0.36 (Area-Local Opaque-Type/ID)
Opaque Type: 1
Opaque ID: 36
Advertising Router: 10.0.1.44
LS Seq Number: 80000001
Checksum: 0x79ef
Length: 108

Link connected to Broadcast network

Link ID : 10.33.44.2
Interface Address : 10.33.44.2
Admin Metric : 1
Maximum bandwidth : 10000000.00 Kbits/s
Maximum reservable bandwidth : 10000000.00 Kbits/s
Unreserved Bandwidth :
Number of Priority : 8
Priority 0 : 10000000.00 Kbits/s Priority 1 : 10000000.00 Kbits/s
Priority 2 : 10000000.00 Kbits/s Priority 3 : 10000000.00 Kbits/s

Priority 4 : 10000000.00 Kbits/s Priority 5 : 10000000.00 Kbits/s
Priority 6 : 10000000.00 Kbits/s Priority 7 : 10000000.00 Kbits/s

Number of Links : 1

LS age: 718
Options: 0x22 (-|-|DC|-|-|-|E|-)
LS Type: Area-Local Opaque-LSA
Link State ID: 4.0.0.0 (Area-Local Opaque-Type/ID)
Opaque Type: 4
Opaque ID: 0
Advertising Router: 10.0.1.2
LS Seq Number: 80000001
Checksum: 0xa62e
Length: 44

Range Size: 8000
Base-SID: 16000
Algorithm: 0

LS age: 417
Options: 0x22 (-|-|DC|-|-|-|E|-)
LS Type: Area-Local Opaque-LSA
Link State ID: 4.0.0.0 (Area-Local Opaque-Type/ID)
Opaque Type: 4
Opaque ID: 0
Advertising Router: 10.0.1.33
LS Seq Number: 80000001
Checksum: 0xebc9
Length: 44

Range Size: 8000
Base-SID: 16000
Algorithm: 0

LS age: 481
Options: 0x22 (-|-|DC|-|-|-|E|-)
LS Type: Area-Local Opaque-LSA
Link State ID: 4.0.0.0 (Area-Local Opaque-Type/ID)
Opaque Type: 4
Opaque ID: 0
Advertising Router: 10.0.1.44
LS Seq Number: 80000001
Checksum: 0xa901
Length: 44

Range Size: 8000
Base-SID: 16000

Algorithm: 0

LS age: 413
Options: 0x22 (-|-|DC|-|-|-|E|-)
LS Type: Area-Local Opaque-LSA
Link State ID: 7.0.0.0 (Area-Local Opaque-Type/ID)
Opaque Type: 7
Opaque ID: 0
Advertising Router: 10.0.1.2
LS Seq Number: 80000003
Checksum: 0xb912
Length: 116

Prefix type : Extended Prefix TLV
Route Type: 3
Prefix Length: 32
AF: 0
Flags: 0x40 (-|N|-|-|-|-|-|-)
Address Prefix: 10.0.1.1
Flags: 0x40 (-|NP|-|-|-|-|-|-)
MT-ID: 0
Algorithm: 0
SID: 1000

Prefix type : Extended Prefix TLV
Route Type: 3
Prefix Length: 32
AF: 0
Flags: 0xc0 (A|N|-|-|-|-|-|-)
Address Prefix: 10.0.1.2
Flags: 0x40 (-|NP|-|-|-|-|-|-)
MT-ID: 0
Algorithm: 0
SID: 2000

Prefix type : Extended Prefix TLV
Route Type: 3
Prefix Length: 32
AF: 0
Flags: 0x40 (-|N|-|-|-|-|-|-)
Address Prefix: 10.0.1.11
Flags: 0x48 (-|NP|-|-|V|-|-|-|-)
MT-ID: 0
Algorithm: 0
SID: 16000

Prefix type : Extended Prefix TLV
Route Type: 3
Prefix Length: 32

AF: 0
Flags: 0x40 (-|N|-|-|-|-|-|-)|
Address Prefix: 10.0.1.33
Flags: 0x48 (-|NP|-|-|V|-|-|-)|
MT-ID: 0
Algorithm: 0
SID: 19000

LS age: 417
Options: 0x22 (-|-|DC|-|-|-|E|-)|
LS Type: Area-Local Opaque-LSA
Link State ID: 7.0.0.0 (Area-Local Opaque-Type/ID)
Opaque Type: 7
Opaque ID: 0
Advertising Router: 10.0.1.33
LS Seq Number: 80000001
Checksum: 0x1b60
Length: 44

Prefix type : Extended Prefix TLV
Route Type: 1
Prefix Length: 32
AF: 0
Flags: 0x40 (-|N|-|-|-|-|-|-)|
Address Prefix: 10.0.1.33
Flags: 0x48 (-|NP|-|-|V|-|-|-)|
MT-ID: 0
Algorithm: 0
SID: 19000

LS age: 481
Options: 0x22 (-|-|DC|-|-|-|E|-)|
LS Type: Area-Local Opaque-LSA
Link State ID: 7.0.0.0 (Area-Local Opaque-Type/ID)
Opaque Type: 7
Opaque ID: 0
Advertising Router: 10.0.1.44
LS Seq Number: 80000001
Checksum: 0x6514
Length: 44

Prefix type : Extended Prefix TLV
Route Type: 1
Prefix Length: 32
AF: 0
Flags: 0x40 (-|N|-|-|-|-|-|-)|
Address Prefix: 10.0.1.44
Flags: 0x48 (-|NP|-|-|V|-|-|-)|
MT-ID: 0
Algorithm: 0

SID: 20000

LS age: 481
Options: 0x22 (-|-|DC|-|-|-|E|-)
LS Type: Area-Local Opaque-LSA
Link State ID: 8.0.39.30 (Area-Local Opaque-Type/ID)
Opaque Type: 8
Opaque ID: 10014
Advertising Router: 10.0.1.44
LS Seq Number: 80000001
Checksum: 0x61e4
Length: 48

Link Type: 2
Link ID: 10.44.2.2
Link Data: 10.44.2.1
Flags: 0x60 (-|V|L|-|-|-|-|-)
MT-ID: 0
SID: 24320

LS age: 487
Options: 0x22 (-|-|DC|-|-|-|E|-)
LS Type: Area-Local Opaque-LSA
Link State ID: 8.0.39.31 (Area-Local Opaque-Type/ID)
Opaque Type: 8
Opaque ID: 10015
Advertising Router: 10.0.1.2
LS Seq Number: 80000001
Checksum: 0xea3e
Length: 52

Link Type: 2
Link ID: 10.44.2.2
Link Data: 10.44.2.2
Flags: 0x60 (-|V|L|-|-|-|-|-)
MT-ID: 0
NBR ID: 10.0.1.44
SID: 24321

LS age: 417
Options: 0x22 (-|-|DC|-|-|-|E|-)
LS Type: Area-Local Opaque-LSA
Link State ID: 8.0.39.32 (Area-Local Opaque-Type/ID)
Opaque Type: 8
Opaque ID: 10016
Advertising Router: 10.0.1.33
LS Seq Number: 80000001
Checksum: 0x4bc5

Length: 48

Link Type: 2
Link ID: 10.33.44.2
Link Data: 10.33.44.1
Flags: 0x60 (-|V|L|-|-|-|-|-)
MT-ID: 0
SID: 24320

LS age: 419
Options: 0x22 (-|-|DC|-|-|-|E|-)
LS Type: Area-Local Opaque-LSA
Link State ID: 8.0.39.32 (Area-Local Opaque-Type/ID)
Opaque Type: 8
Opaque ID: 10016
Advertising Router: 10.0.1.44
LS Seq Number: 80000001
Checksum: 0x5476
Length: 52

Link Type: 2
Link ID: 10.33.44.2
Link Data: 10.33.44.2
Flags: 0x60 (-|V|L|-|-|-|-|-)
MT-ID: 0
NBR ID: 10.0.1.33
SID: 24321

P2#show ip ospf database opaque-area self-originate

OSPF Router with ID (10.0.1.2) (Process ID 1 VRF default)

Area-Local Opaque-LSA (Area 0.0.0.0)

LS age: 485
Options: 0x22 (-|-|DC|-|-|-|E|-)
LS Type: Area-Local Opaque-LSA
Link State ID: 1.0.0.1 (Area-Local Opaque-Type/ID)
Opaque Type: 1
Opaque ID: 1
Advertising Router: 10.0.1.2
LS Seq Number: 80000004
Checksum: 0x1cf5
Length: 28

MPLS TE router ID : 10.0.1.2

Number of Links : 0

LS age: 835
Options: 0x22 (-|-|DC|-|-|-|E|-)
LS Type: Area-Local Opaque-LSA
Link State ID: 1.0.0.30 (Area-Local Opaque-Type/ID)
Opaque Type: 1
Opaque ID: 30
Advertising Router: 10.0.1.2
LS Seq Number: 80000002
Checksum: 0x260a
Length: 108

Link connected to Broadcast network

Link ID : 10.1.1.1
Interface Address : 10.1.1.2
Admin Metric : 1
Maximum bandwidth : 10000000.00 Kbits/s
Maximum reservable bandwidth : 10000000.00 Kbits/s
Unreserved Bandwidth :
Number of Priority : 8
Priority 0 : 10000000.00 Kbits/s Priority 1 : 10000000.00 Kbits/s
Priority 2 : 10000000.00 Kbits/s Priority 3 : 10000000.00 Kbits/s
Priority 4 : 10000000.00 Kbits/s Priority 5 : 10000000.00 Kbits/s
Priority 6 : 10000000.00 Kbits/s Priority 7 : 10000000.00 Kbits/s

Number of Links : 1

LS age: 235
Options: 0x22 (-|-|DC|-|-|-|E|-)
LS Type: Area-Local Opaque-LSA
Link State ID: 4.0.0.0 (Area-Local Opaque-Type/ID)
Opaque Type: 4
Opaque ID: 0
Advertising Router: 10.0.1.2
LS Seq Number: 80000002
Checksum: 0xa42f
Length: 44

Range Size: 8000
Base-SID: 16000
Algorithm: 0

LS age: 429
Options: 0x22 (-|-|DC|-|-|-|E|-)
LS Type: Area-Local Opaque-LSA
Link State ID: 7.0.0.0 (Area-Local Opaque-Type/ID)
Opaque Type: 7
Opaque ID: 0
Advertising Router: 10.0.1.2
LS Seq Number: 80000003

Checksum: 0x7cd3

Length: 92

Prefix type : Extended Prefix TLV

Route Type: 1

Prefix Length: 32

AF: 0

Flags: 0x40 (-|N|-|-|-|-|-|-)

Address Prefix: 10.0.1.2

Flags: 0x40 (-|NP|-|-|-|-|-|-)

MT-ID: 0

Algorithm: 0

SID: 2000

Prefix type : Extended Prefix TLV

Route Type: 3

Prefix Length: 32

AF: 0

Flags: 0x40 (-|N|-|-|-|-|-|-)

Address Prefix: 10.0.1.44

Flags: 0x48 (-|NP|-|-|V|-|-|-|-)

MT-ID: 0

Algorithm: 0

SID: 20000

Prefix type : Extended Prefix TLV

Route Type: 3

Prefix Length: 32

AF: 0

Flags: 0x40 (-|N|-|-|-|-|-|-)

Address Prefix: 10.0.1.33

Flags: 0x48 (-|NP|-|-|V|-|-|-|-)

MT-ID: 0

Algorithm: 0

SID: 19000

LS age: 175

Options: 0x22 (-|-|DC|-|-|-|E|-)

LS Type: Area-Local Opaque-LSA

Link State ID: 8.0.39.29 (Area-Local Opaque-Type/ID)

Opaque Type: 8

Opaque ID: 10013

Advertising Router: 10.0.1.2

LS Seq Number: 80000002

Checksum: 0x9335

Length: 48

Link Type: 2

Link ID: 10.1.1.1

Link Data: 10.1.1.2

Flags: 0x60 (-|V|L|-|-|-|-|-)
 MT-ID: 0
 SID: 24320

Area-Local Opaque-LSA (Area 0.0.0.1)

LS age: 503
 Options: 0x22 (-|-|DC|-|-|-|E|-)
 LS Type: Area-Local Opaque-LSA
 Link State ID: 1.0.0.1 (Area-Local Opaque-Type/ID)
 Opaque Type: 1
 Opaque ID: 1
 Advertising Router: 10.0.1.2
 LS Seq Number: 80000002
 Checksum: 0x20f3
 Length: 28

MPLS TE router ID : 10.0.1.2

Number of Links : 0

LS age: 503
 Options: 0x22 (-|-|DC|-|-|-|E|-)
 LS Type: Area-Local Opaque-LSA
 Link State ID: 1.0.0.34 (Area-Local Opaque-Type/ID)
 Opaque Type: 1
 Opaque ID: 34
 Advertising Router: 10.0.1.2
 LS Seq Number: 80000001
 Checksum: 0x6073
 Length: 108

Link connected to Broadcast network

Link ID : 10.44.2.2
 Interface Address : 10.44.2.2
 Admin Metric : 1
 Maximum bandwidth : 10000000.00 Kbits/s
 Maximum reservable bandwidth : 10000000.00 Kbits/s
 Unreserved Bandwidth :
 Number of Priority : 8
 Priority 0 : 10000000.00 Kbits/s Priority 1 : 10000000.00 Kbits/s
 Priority 2 : 10000000.00 Kbits/s Priority 3 : 10000000.00 Kbits/s
 Priority 4 : 10000000.00 Kbits/s Priority 5 : 10000000.00 Kbits/s
 Priority 6 : 10000000.00 Kbits/s Priority 7 : 10000000.00 Kbits/s

Number of Links : 1

LS age: 734

Options: 0x22 (-|-|DC|-|-|-|E|-)
LS Type: Area-Local Opaque-LSA
Link State ID: 4.0.0.0 (Area-Local Opaque-Type/ID)
Opaque Type: 4
Opaque ID: 0
Advertising Router: 10.0.1.2
LS Seq Number: 80000001
Checksum: 0xa62e
Length: 44

Range Size: 8000
Base-SID: 16000
Algorithm: 0

LS age: 429
Options: 0x22 (-|-|DC|-|-|-|E|-)
LS Type: Area-Local Opaque-LSA
Link State ID: 7.0.0.0 (Area-Local Opaque-Type/ID)
Opaque Type: 7
Opaque ID: 0
Advertising Router: 10.0.1.2
LS Seq Number: 80000003
Checksum: 0xb912
Length: 116

Prefix type : Extended Prefix TLV
Route Type: 3
Prefix Length: 32
AF: 0
Flags: 0x40 (-|N|-|-|-|-|-|-)
Address Prefix: 10.0.1.1
Flags: 0x40 (-|NP|-|-|-|-|-|-)
MT-ID: 0
Algorithm: 0
SID: 1000

Prefix type : Extended Prefix TLV
Route Type: 3
Prefix Length: 32
AF: 0
Flags: 0xc0 (A|N|-|-|-|-|-|-)
Address Prefix: 10.0.1.2
Flags: 0x40 (-|NP|-|-|-|-|-|-)
MT-ID: 0
Algorithm: 0
SID: 2000

Prefix type : Extended Prefix TLV
Route Type: 3

```
Prefix Length: 32
AF: 0
Flags: 0x40 (-|N|---|---|---)
Address Prefix: 10.0.1.11
  Flags: 0x48 (-|NP|---|V|---)
  MT-ID: 0
  Algorithm: 0
  SID: 16000
```

```
Prefix type : Extended Prefix TLV
Route Type: 3
Prefix Length: 32
AF: 0
Flags: 0x40 (-|N|---|---|---)
Address Prefix: 10.0.1.33
  Flags: 0x48 (-|NP|---|V|---)
  MT-ID: 0
  Algorithm: 0
  SID: 19000
```

```
LS age: 503
Options: 0x22 (-|---|DC|---|---|E|---)
LS Type: Area-Local Opaque-LSA
Link State ID: 8.0.39.31 (Area-Local Opaque-Type/ID)
Opaque Type: 8
Opaque ID: 10015
Advertising Router: 10.0.1.2
LS Seq Number: 80000001
Checksum: 0xea3e
Length: 52
```

```
Link Type: 2
Link ID: 10.44.2.2
Link Data: 10.44.2.2
  Flags: 0x60 (-|V|L|---|---|---)
  MT-ID: 0
  NBR ID: 10.0.1.44
  SID: 24321
```

```
P2#show ip ospf database opaque-area 7.0.0.0
```

```
OSPF Router with ID (10.0.1.2) (Process ID 1 VRF default)
```

```
Area-Local Opaque-LSA (Area 0.0.0.0)
```

```
LS age: 781
Options: 0x22 (-|---|DC|---|---|E|---)
LS Type: Area-Local Opaque-LSA
Link State ID: 7.0.0.0 (Area-Local Opaque-Type/ID)
Opaque Type: 7
```

Opaque ID: 0
Advertising Router: 10.0.1.1
LS Seq Number: 80000002
Checksum: 0x7bdd
Length: 44

Prefix type : Extended Prefix TLV
Route Type: 1
Prefix Length: 32
AF: 0
Flags: 0x40 (-|N|-|-|-|-|-|-)
Address Prefix: 10.0.1.1
Flags: 0x40 (-|NP|-|-|-|-|-|-)
MT-ID: 0
Algorithm: 0
SID: 1000

LS age: 453
Options: 0x22 (-|-|DC|-|-|-|E|-)
LS Type: Area-Local Opaque-LSA
Link State ID: 7.0.0.0 (Area-Local Opaque-Type/ID)
Opaque Type: 7
Opaque ID: 0
Advertising Router: 10.0.1.2
LS Seq Number: 80000003
Checksum: 0x7cd3
Length: 92

Prefix type : Extended Prefix TLV
Route Type: 1
Prefix Length: 32
AF: 0
Flags: 0x40 (-|N|-|-|-|-|-|-)
Address Prefix: 10.0.1.2
Flags: 0x40 (-|NP|-|-|-|-|-|-)
MT-ID: 0
Algorithm: 0
SID: 2000

Prefix type : Extended Prefix TLV
Route Type: 3
Prefix Length: 32
AF: 0
Flags: 0x40 (-|N|-|-|-|-|-|-)
Address Prefix: 10.0.1.44
Flags: 0x48 (-|NP|-|-|V|-|-|-|-)
MT-ID: 0
Algorithm: 0
SID: 20000

```
Prefix type : Extended Prefix TLV
Route Type: 3
Prefix Length: 32
AF: 0
Flags: 0x40 (-|N|-|-|-|-|-|-)
Address Prefix: 10.0.1.33
  Flags: 0x48 (-|NP|-|-|V|-|-|-)
  MT-ID: 0
  Algorithm: 0
  SID: 19000
```

```
LS age: 398
Options: 0x22 (-|-|DC|-|-|-|E|-)
LS Type: Area-Local Opaque-LSA
Link State ID: 7.0.0.0 (Area-Local Opaque-Type/ID)
Opaque Type: 7
Opaque ID: 0
Advertising Router: 10.0.1.11
LS Seq Number: 80000002
Checksum: 0x92d7
Length: 44
```

```
Prefix type : Extended Prefix TLV
Route Type: 1
Prefix Length: 32
AF: 0
Flags: 0x40 (-|N|-|-|-|-|-|-)
Address Prefix: 10.0.1.11
  Flags: 0x48 (-|NP|-|-|V|-|-|-)
  MT-ID: 0
  Algorithm: 0
  SID: 16000
```

```
LS age: 2269
Options: 0x22 (-|-|DC|-|-|-|E|-)
LS Type: Area-Local Opaque-LSA
Link State ID: 7.0.0.0 (Area-Local Opaque-Type/ID)
Opaque Type: 7
Opaque ID: 0
Advertising Router: 10.0.1.33
LS Seq Number: 80000001
Checksum: 0x1b60
Length: 44
```

```
Prefix type : Extended Prefix TLV
Route Type: 1
Prefix Length: 32
AF: 0
Flags: 0x40 (-|N|-|-|-|-|-|-)
Address Prefix: 10.0.1.33
```

```
Flags: 0x48 (-|NP|-|-|V|-|-|-)
MT-ID: 0
Algorithm: 0
SID: 19000
```

```
LS age: 2177
Options: 0x22 (-|-|DC|-|-|-|E|-)
LS Type: Area-Local Opaque-LSA
Link State ID: 7.0.0.0 (Area-Local Opaque-Type/ID)
Opaque Type: 7
Opaque ID: 0
Advertising Router: 10.0.1.44
LS Seq Number: 80000001
Checksum: 0x6514
Length: 44
```

```
Prefix type : Extended Prefix TLV
Route Type: 1
Prefix Length: 32
AF: 0
Flags: 0x40 (-|N|-|-|-|-|-|-)
Address Prefix: 10.0.1.44
Flags: 0x48 (-|NP|-|-|V|-|-|-)
MT-ID: 0
Algorithm: 0
SID: 20000
```

Area-Local Opaque-LSA (Area 0.0.0.1)

```
LS age: 453
Options: 0x22 (-|-|DC|-|-|-|E|-)
LS Type: Area-Local Opaque-LSA
Link State ID: 7.0.0.0 (Area-Local Opaque-Type/ID)
Opaque Type: 7
Opaque ID: 0
Advertising Router: 10.0.1.2
LS Seq Number: 80000003
Checksum: 0xb912
Length: 116
```

```
Prefix type : Extended Prefix TLV
Route Type: 3
Prefix Length: 32
AF: 0
Flags: 0x40 (-|N|-|-|-|-|-|-)
Address Prefix: 10.0.1.1
Flags: 0x40 (-|NP|-|-|-|-|-|-)
MT-ID: 0
Algorithm: 0
```

SID: 1000

Prefix type : Extended Prefix TLV
Route Type: 3
Prefix Length: 32
AF: 0
Flags: 0xc0 (A|N|-|-|-|-|-|-)
Address Prefix: 10.0.1.2
Flags: 0x40 (-|NP|-|-|-|-|-|-)
MT-ID: 0
Algorithm: 0
SID: 2000

Prefix type : Extended Prefix TLV
Route Type: 3
Prefix Length: 32
AF: 0
Flags: 0x40 (-|N|-|-|-|-|-|-)
Address Prefix: 10.0.1.11
Flags: 0x48 (-|NP|-|-|V|-|-|-|-)
MT-ID: 0
Algorithm: 0
SID: 16000

Prefix type : Extended Prefix TLV
Route Type: 3
Prefix Length: 32
AF: 0
Flags: 0x40 (-|N|-|-|-|-|-|-)
Address Prefix: 10.0.1.33
Flags: 0x48 (-|NP|-|-|V|-|-|-|-)
MT-ID: 0
Algorithm: 0
SID: 19000

LS age: 457
Options: 0x22 (-|-|DC|-|-|-|E|-)
LS Type: Area-Local Opaque-LSA
Link State ID: 7.0.0.0 (Area-Local Opaque-Type/ID)
Opaque Type: 7
Opaque ID: 0
Advertising Router: 10.0.1.33
LS Seq Number: 80000001
Checksum: 0x1b60
Length: 44

Prefix type : Extended Prefix TLV
Route Type: 1
Prefix Length: 32
AF: 0


```

Flags: 0x40 (-|N|-|-|-|-|-)
Address Prefix: 10.0.1.33
  Flags: 0x48 (-|NP|-|-|V|-|-|-)
  MT-ID: 0
  Algorithm: 0
  SID: 19000
    
```

```

LS age: 520
Options: 0x22 (-|-|DC|-|-|-|E|-)
LS Type: Area-Local Opaque-LSA
Link State ID: 7.0.0.0 (Area-Local Opaque-Type/ID)
Opaque Type: 7
Opaque ID: 0
Advertising Router: 10.0.1.44
LS Seq Number: 80000001
Checksum: 0x6514
Length: 44
    
```

```

Prefix type : Extended Prefix TLV
Route Type: 1
Prefix Length: 32
AF: 0
Flags: 0x40 (-|N|-|-|-|-|-)
Address Prefix: 10.0.1.44
  Flags: 0x48 (-|NP|-|-|V|-|-|-)
  MT-ID: 0
  Algorithm: 0
  SID: 20000
    
```

P2#show ip ospf segment-routing capability

OSPF process 1:

```

-----
Advertisement Router Capability :10.0.1.1
Algorithm                      :0
SRMS Preference                :0
Total SID'S Supported          :8000
SID Range List Count           :1
SID's Range                    :16000 - 23999
    
```

```

-----
Advertisement Router Capability :10.0.1.2
Algorithm                      :0
SRMS Preference                :0
Total SID'S Supported          :8000
SID Range List Count           :1
SID's Range                    :16000 - 23999
    
```

```

-----
Advertisement Router Capability :10.0.1.11
Algorithm                      :0
SRMS Preference                :0
    
```

```
Total SID'S Supported      :8000
SID Range List Count      :1
SID's Range                :16000 - 23999
```

```
-----
Advertisement Router Capability :10.0.1.33
Algorithm                    :0
SRMS Preference              :0
Total SID'S Supported        :8000
SID Range List Count        :1
SID's Range                  :16000 - 23999
```

```
-----
Advertisement Router Capability :10.0.1.44
Algorithm                    :0
SRMS Preference              :0
Total SID'S Supported        :8000
SID Range List Count        :1
SID's Range                  :16000 - 23999
```

```
P2#show ip ospf segment-routing announce-list
```

```
-----
Area 0.0.0.0
Instance 0
-----
Prefix:10.0.1.2/32
Origin Adv-Router:10.0.1.2
Route-Type:1
-----
Prefix:10.0.1.44/32
Origin Adv-Router:10.0.1.44
Route-Type:3
-----
Prefix:10.0.1.33/32
Origin Adv-Router:10.0.1.33
Route-Type:3
```

```
-----
Area 0.0.0.1
Instance 0
-----
Prefix:10.0.1.1/32
Origin Adv-Router:10.0.1.1
Route-Type:3
-----
Prefix:10.0.1.2/32
Origin Adv-Router:10.0.1.2
Route-Type:3
-----
Prefix:10.0.1.11/32
Origin Adv-Router:10.0.1.11
```

```
Route-Type:3
```

```
-----
Prefix:10.0.1.33/32
Origin Adv-Router:10.0.1.2
Route-Type:3
```

P3 in Area 1

```
P3#show mpls forwarding-table
```

```
Codes: > - installed FTN, * - selected FTN, p - stale FTN,
        B - BGP FTN, K - CLI FTN, t - tunnel, P - SR Policy FTN,
        L - LDP FTN, R - RSVP-TE FTN, S - SNMP FTN, I - IGP-Shortcut,
        U - unknown FTN, O - SR-OSPF FTN, i - SR-ISIS FTN, k - SR-CLI FTN
```

Code	FEC	FTN-ID	Tunnel-id	Pri	LSP-Type	Out-Label	Out-Intf	ELC	Nexthop
O>	10.0.1.1/32	1	0	Yes	LSP_DEFAULT	17000	xe13	No	10.44.2.2
O>	10.0.1.2/32	2	0	Yes	LSP_DEFAULT	18000	xe13	No	10.44.2.2
O>	10.0.1.11/32	3	0	Yes	LSP_DEFAULT	16000	xe13	No	10.44.2.2
O>	10.0.1.33/32	4	0	Yes	LSP_DEFAULT	19000	xe15	No	10.33.44.1

```
P3#show mpls ftn-table
```

```
Primary FTN entry with FEC: 10.0.1.1/32, id: 1, row status: Active
Owner: OSPF-SR, distance: 110, Action-type: Redirect to Tunnel, Exp-bits: 0x0, Incoming DSCP: none
Tunnel id: 0, Protected LSP id: 0, QoS Resource id: 0, Description: N/A
Cross connect ix: 1, in intf: - in label: 0 out-segment ix: 1
Owner: OSPF-SR, Persistent: No, Admin Status: Up, Oper Status: Up
Out-segment with ix: 1, owner: OSPF-SR, Stale: NO, out intf: xe13, out label: 17000
Nexthop addr: 10.44.2.2 cross connect ix: 1, op code: Push
```

```
Primary FTN entry with FEC: 10.0.1.2/32, id: 2, row status: Active
Owner: OSPF-SR, distance: 110, Action-type: Redirect to Tunnel, Exp-bits: 0x0, Incoming DSCP: none
Tunnel id: 0, Protected LSP id: 0, QoS Resource id: 0, Description: N/A
Cross connect ix: 2, in intf: - in label: 0 out-segment ix: 3
Owner: OSPF-SR, Persistent: No, Admin Status: Up, Oper Status: Up
Out-segment with ix: 3, owner: OSPF-SR, Stale: NO, out intf: xe13, out label: 18000
Nexthop addr: 10.44.2.2 cross connect ix: 2, op code: Push
```

```
Primary FTN entry with FEC: 10.0.1.11/32, id: 3, row status: Active
Owner: OSPF-SR, distance: 110, Action-type: Redirect to Tunnel, Exp-bits: 0x0, Incoming DSCP: none
Tunnel id: 0, Protected LSP id: 0, QoS Resource id: 0, Description: N/A
Cross connect ix: 3, in intf: - in label: 0 out-segment ix: 5
Owner: OSPF-SR, Persistent: No, Admin Status: Up, Oper Status: Up
Out-segment with ix: 5, owner: OSPF-SR, Stale: NO, out intf: xe13, out label: 16000
Nexthop addr: 10.44.2.2 cross connect ix: 3, op code: Push
```

```
Primary FTN entry with FEC: 10.0.1.33/32, id: 4, row status: Active
Owner: OSPF-SR, distance: 110, Action-type: Redirect to Tunnel, Exp-bits: 0x0, Incoming DSCP: none
Tunnel id: 0, Protected LSP id: 0, QoS Resource id: 0, Description: N/A
Cross connect ix: 5, in intf: - in label: 0 out-segment ix: 8
Owner: OSPF-SR, Persistent: No, Admin Status: Up, Oper Status: Up
Out-segment with ix: 8, owner: OSPF-SR, Stale: NO, out intf: xe15, out label: 19000
Nexthop addr: 10.33.44.1 cross connect ix: 5, op code: Push
```

```
P3#show mpls ilm-table
```

```
Codes: > - installed ILM, * - selected ILM, p - stale ILM
        K - CLI ILM, T - MPLS-TP, s - Stitched ILM
        S - SNMP, L - LDP, R - RSVP, C - CRLDP
        B - BGP, K - CLI, V - LDP_VC, I - IGP_SHORTCUT
```

O - OSPF/OSPF6 SR, i - ISIS SR, k - SR CLI
P - SR Policy, U - unknown

Code	FEC/VRF/L2CKT	ILM-ID	In-Label	Out-Label	In-Intf	Out-Intf/VRF	Nexthop	LSP-Type
O>	10.0.1.2/32	3	18000	18000	N/A	xe13	10.44.2.2	LSP_DEFAULT
O>	10.0.1.1/32	2	17000	17000	N/A	xe13	10.44.2.2	LSP_DEFAULT
O>	10.0.1.11/32	4	16000	16000	N/A	xe13	10.44.2.2	LSP_DEFAULT
O>	10.0.1.44/32	1	20000	NoLabel	N/A	N/A	127.0.0.1	LSP_DEFAULT
O>	10.0.1.33/32	6	19000	19000	N/A	xe15	10.33.44.1	LSP_DEFAULT
O>	10.44.2.2/32	5	24320	3	N/A	xe13	10.44.2.2	LSP_DEFAULT
O>	10.33.44.1/32	7	24321	3	N/A	xe15	10.33.44.1	LSP_DEFAULT

P3#show ip ospf database opaque-area self-originate

OSPF Router with ID (10.0.1.44) (Process ID 1 VRF default)

Area-Local Opaque-LSA (Area 0.0.0.1)

LS age: 514
Options: 0x22 (-|-|DC|-|-|-|E|-)
LS Type: Area-Local Opaque-LSA
Link State ID: 1.0.0.1 (Area-Local Opaque-Type/ID)
Opaque Type: 1
Opaque ID: 1
Advertising Router: 10.0.1.44
LS Seq Number: 80000003
Checksum: 0xc6f7
Length: 28

MPLS TE router ID : 10.0.1.44

Number of Links : 0

LS age: 583
Options: 0x22 (-|-|DC|-|-|-|E|-)
LS Type: Area-Local Opaque-LSA
Link State ID: 1.0.0.32 (Area-Local Opaque-Type/ID)
Opaque Type: 1
Opaque ID: 32
Advertising Router: 10.0.1.44
LS Seq Number: 80000001
Checksum: 0x5953
Length: 108

Link connected to Broadcast network

Link ID : 10.44.2.2
Interface Address : 10.44.2.1
Admin Metric : 1
Maximum bandwidth : 10000000.00 Kbits/s
Maximum reservable bandwidth : 10000000.00 Kbits/s
Unreserved Bandwidth :
Number of Priority : 8
Priority 0 : 10000000.00 Kbits/s Priority 1 : 10000000.00 Kbits/s
Priority 2 : 10000000.00 Kbits/s Priority 3 : 10000000.00 Kbits/s

Priority 4 : 10000000.00 Kbits/s Priority 5 : 10000000.00 Kbits/s
 Priority 6 : 10000000.00 Kbits/s Priority 7 : 10000000.00 Kbits/s

Number of Links : 1

LS age: 514
 Options: 0x22 (-|-|DC|-|-|-|E|-)
 LS Type: Area-Local Opaque-LSA
 Link State ID: 1.0.0.36 (Area-Local Opaque-Type/ID)
 Opaque Type: 1
 Opaque ID: 36
 Advertising Router: 10.0.1.44
 LS Seq Number: 80000001
 Checksum: 0x79ef
 Length: 108

Link connected to Broadcast network

Link ID : 10.33.44.2
 Interface Address : 10.33.44.2
 Admin Metric : 1
 Maximum bandwidth : 10000000.00 Kbits/s
 Maximum reservable bandwidth : 10000000.00 Kbits/s
 Unreserved Bandwidth :
 Number of Priority : 8
 Priority 0 : 10000000.00 Kbits/s Priority 1 : 10000000.00 Kbits/s
 Priority 2 : 10000000.00 Kbits/s Priority 3 : 10000000.00 Kbits/s
 Priority 4 : 10000000.00 Kbits/s Priority 5 : 10000000.00 Kbits/s
 Priority 6 : 10000000.00 Kbits/s Priority 7 : 10000000.00 Kbits/s

Number of Links : 1

LS age: 575
 Options: 0x22 (-|-|DC|-|-|-|E|-)
 LS Type: Area-Local Opaque-LSA
 Link State ID: 4.0.0.0 (Area-Local Opaque-Type/ID)
 Opaque Type: 4
 Opaque ID: 0
 Advertising Router: 10.0.1.44
 LS Seq Number: 80000001
 Checksum: 0xa901
 Length: 44

Range Size: 8000
 Base-SID: 16000
 Algorithm: 0

LS age: 575
 Options: 0x22 (-|-|DC|-|-|-|E|-)
 LS Type: Area-Local Opaque-LSA

Link State ID: 7.0.0.0 (Area-Local Opaque-Type/ID)
Opaque Type: 7
Opaque ID: 0
Advertising Router: 10.0.1.44
LS Seq Number: 80000001
Checksum: 0x6514
Length: 44

Prefix type : Extended Prefix TLV
Route Type: 1
Prefix Length: 32
AF: 0
Flags: 0x40 (-|N|-|-|-|-|-|-)
Address Prefix: 10.0.1.44
Flags: 0x48 (-|NP|-|-|V|-|-|-|-)
MT-ID: 0
Algorithm: 0
SID: 20000

LS age: 575
Options: 0x22 (-|-|DC|-|-|-|E|-)
LS Type: Area-Local Opaque-LSA
Link State ID: 8.0.39.30 (Area-Local Opaque-Type/ID)
Opaque Type: 8
Opaque ID: 10014
Advertising Router: 10.0.1.44
LS Seq Number: 80000001
Checksum: 0x61e4
Length: 48

Link Type: 2
Link ID: 10.44.2.2
Link Data: 10.44.2.1
Flags: 0x60 (-|V|L|-|-|-|-|-|-)
MT-ID: 0
SID: 24320

LS age: 514
Options: 0x22 (-|-|DC|-|-|-|E|-)
LS Type: Area-Local Opaque-LSA
Link State ID: 8.0.39.32 (Area-Local Opaque-Type/ID)
Opaque Type: 8
Opaque ID: 10016
Advertising Router: 10.0.1.44
LS Seq Number: 80000001
Checksum: 0x5476
Length: 52

Link Type: 2

```
Link ID: 10.33.44.2
Link Data: 10.33.44.2
Flags: 0x60 (-|V|L|-|-|-|-|-)
MT-ID: 0
NBR ID: 10.0.1.33
SID: 24321
```

```
P3#show ip ospf database opaque-area
```

```
OSPF Router with ID (10.0.1.44) (Process ID 1 VRF default)
```

```
Area-Local Opaque-LSA (Area 0.0.0.1)
```

```
LS age: 607
Options: 0x22 (-|-|DC|-|-|-|E|-)
LS Type: Area-Local Opaque-LSA
Link State ID: 1.0.0.1 (Area-Local Opaque-Type/ID)
Opaque Type: 1
Opaque ID: 1
Advertising Router: 10.0.1.2
LS Seq Number: 80000002
Checksum: 0x20f3
Length: 28
```

```
MPLS TE router ID : 10.0.1.2
```

```
Number of Links : 0
```

```
LS age: 538
Options: 0x22 (-|-|DC|-|-|-|E|-)
LS Type: Area-Local Opaque-LSA
Link State ID: 1.0.0.1 (Area-Local Opaque-Type/ID)
Opaque Type: 1
Opaque ID: 1
Advertising Router: 10.0.1.33
LS Seq Number: 80000001
Checksum: 0x9e38
Length: 28
```

```
MPLS TE router ID : 10.0.1.33
```

```
Number of Links : 0
```

```
LS age: 537
Options: 0x22 (-|-|DC|-|-|-|E|-)
LS Type: Area-Local Opaque-LSA
Link State ID: 1.0.0.1 (Area-Local Opaque-Type/ID)
Opaque Type: 1
Opaque ID: 1
Advertising Router: 10.0.1.44
```

LS Seq Number: 80000003
Checksum: 0xc6f7
Length: 28

MPLS TE router ID : 10.0.1.44

Number of Links : 0

LS age: 606
Options: 0x22 (-|-|DC|-|-|-|E|-)
LS Type: Area-Local Opaque-LSA
Link State ID: 1.0.0.32 (Area-Local Opaque-Type/ID)
Opaque Type: 1
Opaque ID: 32
Advertising Router: 10.0.1.44
LS Seq Number: 80000001
Checksum: 0x5953
Length: 108

Link connected to Broadcast network

Link ID : 10.44.2.2
Interface Address : 10.44.2.1
Admin Metric : 1
Maximum bandwidth : 10000000.00 Kbits/s
Maximum reservable bandwidth : 10000000.00 Kbits/s
Unreserved Bandwidth :
Number of Priority : 8
Priority 0 : 10000000.00 Kbits/s Priority 1 : 10000000.00 Kbits/s
Priority 2 : 10000000.00 Kbits/s Priority 3 : 10000000.00 Kbits/s
Priority 4 : 10000000.00 Kbits/s Priority 5 : 10000000.00 Kbits/s
Priority 6 : 10000000.00 Kbits/s Priority 7 : 10000000.00 Kbits/s

Number of Links : 1

LS age: 607
Options: 0x22 (-|-|DC|-|-|-|E|-)
LS Type: Area-Local Opaque-LSA
Link State ID: 1.0.0.34 (Area-Local Opaque-Type/ID)
Opaque Type: 1
Opaque ID: 34
Advertising Router: 10.0.1.2
LS Seq Number: 80000001
Checksum: 0x6073
Length: 108

Link connected to Broadcast network

Link ID : 10.44.2.2
Interface Address : 10.44.2.2
Admin Metric : 1
Maximum bandwidth : 10000000.00 Kbits/s

Maximum reservable bandwidth : 10000000.00 Kbits/s
 Unreserved Bandwidth :
 Number of Priority : 8
 Priority 0 : 10000000.00 Kbits/s Priority 1 : 10000000.00 Kbits/s
 Priority 2 : 10000000.00 Kbits/s Priority 3 : 10000000.00 Kbits/s
 Priority 4 : 10000000.00 Kbits/s Priority 5 : 10000000.00 Kbits/s
 Priority 6 : 10000000.00 Kbits/s Priority 7 : 10000000.00 Kbits/s

Number of Links : 1

LS age: 538
 Options: 0x22 (-|-|DC|-|-|-|E|-)
 LS Type: Area-Local Opaque-LSA
 Link State ID: 1.0.0.36 (Area-Local Opaque-Type/ID)
 Opaque Type: 1
 Opaque ID: 36
 Advertising Router: 10.0.1.33
 LS Seq Number: 80000001
 Checksum: 0x9dd7
 Length: 108

Link connected to Broadcast network
 Link ID : 10.33.44.2
 Interface Address : 10.33.44.1
 Admin Metric : 1
 Maximum bandwidth : 10000000.00 Kbits/s
 Maximum reservable bandwidth : 10000000.00 Kbits/s
 Unreserved Bandwidth :
 Number of Priority : 8
 Priority 0 : 10000000.00 Kbits/s Priority 1 : 10000000.00 Kbits/s
 Priority 2 : 10000000.00 Kbits/s Priority 3 : 10000000.00 Kbits/s
 Priority 4 : 10000000.00 Kbits/s Priority 5 : 10000000.00 Kbits/s
 Priority 6 : 10000000.00 Kbits/s Priority 7 : 10000000.00 Kbits/s

Number of Links : 1

LS age: 537
 Options: 0x22 (-|-|DC|-|-|-|E|-)
 LS Type: Area-Local Opaque-LSA
 Link State ID: 1.0.0.36 (Area-Local Opaque-Type/ID)
 Opaque Type: 1
 Opaque ID: 36
 Advertising Router: 10.0.1.44
 LS Seq Number: 80000001
 Checksum: 0x79ef
 Length: 108

Link connected to Broadcast network
 Link ID : 10.33.44.2
 Interface Address : 10.33.44.2

```

Admin Metric : 1
Maximum bandwidth : 10000000.00 Kbits/s
Maximum reservable bandwidth : 10000000.00 Kbits/s
Unreserved Bandwidth :
Number of Priority : 8
Priority 0 : 10000000.00 Kbits/s      Priority 1 : 10000000.00 Kbits/s
Priority 2 : 10000000.00 Kbits/s      Priority 3 : 10000000.00 Kbits/s
Priority 4 : 10000000.00 Kbits/s      Priority 5 : 10000000.00 Kbits/s
Priority 6 : 10000000.00 Kbits/s      Priority 7 : 10000000.00 Kbits/s

```

Number of Links : 1

```

LS age: 838
Options: 0x22 (-|-|DC|-|-|-|E|-)
LS Type: Area-Local Opaque-LSA
Link State ID: 4.0.0.0 (Area-Local Opaque-Type/ID)
Opaque Type: 4
Opaque ID: 0
Advertising Router: 10.0.1.2
LS Seq Number: 80000001
Checksum: 0xa62e
Length: 44

```

```

Range Size: 8000
Base-SID: 16000
Algorithm: 0

```

```

LS age: 535
Options: 0x22 (-|-|DC|-|-|-|E|-)
LS Type: Area-Local Opaque-LSA
Link State ID: 4.0.0.0 (Area-Local Opaque-Type/ID)
Opaque Type: 4
Opaque ID: 0
Advertising Router: 10.0.1.33
LS Seq Number: 80000001
Checksum: 0xebc9
Length: 44

```

```

Range Size: 8000
Base-SID: 16000
Algorithm: 0

```

```

LS age: 599
Options: 0x22 (-|-|DC|-|-|-|E|-)
LS Type: Area-Local Opaque-LSA
Link State ID: 4.0.0.0 (Area-Local Opaque-Type/ID)
Opaque Type: 4
Opaque ID: 0

```

Advertising Router: 10.0.1.44
LS Seq Number: 80000001
Checksum: 0xa901
Length: 44

Range Size: 8000
Base-SID: 16000
Algorithm: 0

LS age: 533
Options: 0x22 (-|-|DC|-|-|-|E|-)
LS Type: Area-Local Opaque-LSA
Link State ID: 7.0.0.0 (Area-Local Opaque-Type/ID)
Opaque Type: 7
Opaque ID: 0
Advertising Router: 10.0.1.2
LS Seq Number: 80000003
Checksum: 0xb912
Length: 116

Prefix type : Extended Prefix TLV
Route Type: 3
Prefix Length: 32
AF: 0
Flags: 0x40 (-|N|-|-|-|-|-|-)
Address Prefix: 10.0.1.1
Flags: 0x40 (-|NP|-|-|-|-|-|-)
MT-ID: 0
Algorithm: 0
SID: 1000

Prefix type : Extended Prefix TLV
Route Type: 3
Prefix Length: 32
AF: 0
Flags: 0xc0 (A|N|-|-|-|-|-|-)
Address Prefix: 10.0.1.2
Flags: 0x40 (-|NP|-|-|-|-|-|-)
MT-ID: 0
Algorithm: 0
SID: 2000

Prefix type : Extended Prefix TLV
Route Type: 3
Prefix Length: 32
AF: 0
Flags: 0x40 (-|N|-|-|-|-|-|-)
Address Prefix: 10.0.1.11
Flags: 0x48 (-|NP|-|-|V|-|-|-|-)

MT-ID: 0
Algorithm: 0
SID: 16000

Prefix type : Extended Prefix TLV
Route Type: 3
Prefix Length: 32
AF: 0
Flags: 0x40 (-|N|-|-|-|-|-|-)
Address Prefix: 10.0.1.33
Flags: 0x48 (-|NP|-|-|V|-|-|-|-)
MT-ID: 0
Algorithm: 0
SID: 19000

LS age: 535
Options: 0x22 (-|-|DC|-|-|-|E|-)
LS Type: Area-Local Opaque-LSA
Link State ID: 7.0.0.0 (Area-Local Opaque-Type/ID)
Opaque Type: 7
Opaque ID: 0
Advertising Router: 10.0.1.33
LS Seq Number: 80000001
Checksum: 0x1b60
Length: 44

Prefix type : Extended Prefix TLV
Route Type: 1
Prefix Length: 32
AF: 0
Flags: 0x40 (-|N|-|-|-|-|-|-)
Address Prefix: 10.0.1.33
Flags: 0x48 (-|NP|-|-|V|-|-|-|-)
MT-ID: 0
Algorithm: 0
SID: 19000

LS age: 599
Options: 0x22 (-|-|DC|-|-|-|E|-)
LS Type: Area-Local Opaque-LSA
Link State ID: 7.0.0.0 (Area-Local Opaque-Type/ID)
Opaque Type: 7
Opaque ID: 0
Advertising Router: 10.0.1.44
LS Seq Number: 80000001
Checksum: 0x6514
Length: 44

Prefix type : Extended Prefix TLV
Route Type: 1

Prefix Length: 32
AF: 0
Flags: 0x40 (-|N|-|-|-|-|-|-)
Address Prefix: 10.0.1.44
Flags: 0x48 (-|NP|-|-|V|-|-|-|-)
MT-ID: 0
Algorithm: 0
SID: 20000

LS age: 599
Options: 0x22 (-|-|DC|-|-|-|E|-)
LS Type: Area-Local Opaque-LSA
Link State ID: 8.0.39.30 (Area-Local Opaque-Type/ID)
Opaque Type: 8
Opaque ID: 10014
Advertising Router: 10.0.1.44
LS Seq Number: 80000001
Checksum: 0x61e4
Length: 48

Link Type: 2
Link ID: 10.44.2.2
Link Data: 10.44.2.1
Flags: 0x60 (-|V|L|-|-|-|-|-|-)
MT-ID: 0
SID: 24320

LS age: 607
Options: 0x22 (-|-|DC|-|-|-|E|-)
LS Type: Area-Local Opaque-LSA
Link State ID: 8.0.39.31 (Area-Local Opaque-Type/ID)
Opaque Type: 8
Opaque ID: 10015
Advertising Router: 10.0.1.2
LS Seq Number: 80000001
Checksum: 0xea3e
Length: 52

Link Type: 2
Link ID: 10.44.2.2
Link Data: 10.44.2.2
Flags: 0x60 (-|V|L|-|-|-|-|-|-)
MT-ID: 0
NBR ID: 10.0.1.44
SID: 24321

LS age: 535
Options: 0x22 (-|-|DC|-|-|-|E|-)

```
LS Type: Area-Local Opaque-LSA
Link State ID: 8.0.39.32 (Area-Local Opaque-Type/ID)
Opaque Type: 8
Opaque ID: 10016
Advertising Router: 10.0.1.33
LS Seq Number: 80000001
Checksum: 0x4bc5
Length: 48
```

```
Link Type: 2
Link ID: 10.33.44.2
Link Data: 10.33.44.1
Flags: 0x60 (-|V|L|-|-|-|-)
MT-ID: 0
SID: 24320
```

```
LS age: 537
Options: 0x22 (-|-|DC|-|-|-|E|-)
LS Type: Area-Local Opaque-LSA
Link State ID: 8.0.39.32 (Area-Local Opaque-Type/ID)
Opaque Type: 8
Opaque ID: 10016
Advertising Router: 10.0.1.44
LS Seq Number: 80000001
Checksum: 0x5476
Length: 52
```

```
Link Type: 2
Link ID: 10.33.44.2
Link Data: 10.33.44.2
Flags: 0x60 (-|V|L|-|-|-|-)
MT-ID: 0
NBR ID: 10.0.1.33
SID: 24321
```

```
P3#show mpls in-segment-table
```

```
Owner: OSPF-SR, # of pops: 1, fec: 10.0.1.2/32, ILM-ID: 3
  Cross connect ix: 2, in intf: - in label: 18000 out-segment ix: 3
    Owner: OSPF-SR, Persistent: No, Admin Status: Up, Oper Status: Up
    Out-segment with ix: 3, owner: OSPF-SR, Stale: NO, out intf: xe13, out label: 18000
  Nexthop addr: 10.44.2.2          cross connect ix: 2, op code: Swap
```

```
Owner: OSPF-SR, # of pops: 1, fec: 10.0.1.1/32, ILM-ID: 2
  Cross connect ix: 1, in intf: - in label: 17000 out-segment ix: 1
    Owner: OSPF-SR, Persistent: No, Admin Status: Up, Oper Status: Up
    Out-segment with ix: 1, owner: OSPF-SR, Stale: NO, out intf: xe13, out label: 17000
  Nexthop addr: 10.44.2.2          cross connect ix: 1, op code: Swap
```

```
Owner: OSPF-SR, # of pops: 1, fec: 10.0.1.11/32, ILM-ID: 4
```

Cross connect ix: 3, in intf: - in label: 16000 out-segment ix: 5
 Owner: OSPF-SR, Persistent: No, Admin Status: Up, Oper Status: Up
 Out-segment with ix: 5, owner: OSPF-SR, Stale: NO, out intf: xe13, out label: 16000
 Nexthop addr: 10.44.2.2 cross connect ix: 3, op code: Swap

Owner: OSPF-SR, # of pops: 1, fec: 10.0.1.44/32, ILM-ID: 1
 Cross connect ix: 3, in intf: - in label: 20000 out-segment ix: 0
 Owner: OSPF-SR, Persistent: No, Admin Status: Up, Oper Status: Up
 Out-segment with ix: 0, owner: CLI, Stale: NO, out intf: N/A, out label: N/A
 Nexthop addr: 127.0.0.1 cross connect ix: 3, op code: Pop

Owner: OSPF-SR, # of pops: 1, fec: 10.0.1.33/32, ILM-ID: 6
 Cross connect ix: 5, in intf: - in label: 19000 out-segment ix: 8
 Owner: OSPF-SR, Persistent: No, Admin Status: Up, Oper Status: Up
 Out-segment with ix: 8, owner: OSPF-SR, Stale: NO, out intf: xe15, out label: 19000
 Nexthop addr: 10.33.44.1 cross connect ix: 5, op code: Swap

Owner: OSPF-SR, # of pops: 1, fec: 10.44.2.2/32, ILM-ID: 5
 Cross connect ix: 4, in intf: - in label: 24320 out-segment ix: 7
 Owner: N/A, Persistent: No, Admin Status: Up, Oper Status: Up
 Out-segment with ix: 7, owner: N/A, Stale: NO, out intf: xe13, out label: 3
 Nexthop addr: 10.44.2.2 cross connect ix: 4, op code: Swap

Owner: OSPF-SR, # of pops: 1, fec: 10.33.44.1/32, ILM-ID: 7
 Cross connect ix: 6, in intf: - in label: 24321 out-segment ix: 10
 Owner: N/A, Persistent: No, Admin Status: Up, Oper Status: Up
 Out-segment with ix: 10, owner: N/A, Stale: NO, out intf: xe15, out label: 3
 Nexthop addr: 10.33.44.1 cross connect ix: 6, op code: Swap

P3#show mpls out-segment-table

Out-segment with ix: 5, owner: OSPF-SR, Stale: NO, out intf: xe13, out label: 16000
 Nexthop addr: 10.44.2.2 cross connect ix: 3, op code: Push

Out-segment with ix: 8, owner: OSPF-SR, Stale: NO, out intf: xe15, out label: 19000
 Nexthop addr: 10.33.44.1 cross connect ix: 5, op code: Push

Out-segment with ix: 10, owner: N/A, Stale: NO, out intf: xe15, out label: 3
 Nexthop addr: 10.33.44.1 cross connect ix: 6, op code: Push

Out-segment with ix: 7, owner: N/A, Stale: NO, out intf: xe13, out label: 3
 Nexthop addr: 10.44.2.2 cross connect ix: 4, op code: Push

Out-segment with ix: 3, owner: OSPF-SR, Stale: NO, out intf: xe13, out label: 18000
 Nexthop addr: 10.44.2.2 cross connect ix: 2, op code: Push

Out-segment with ix: 1, owner: OSPF-SR, Stale: NO, out intf: xe13, out label: 17000
 Nexthop addr: 10.44.2.2 cross connect ix: 1, op code: Push

P3#show ip ospf database opaque-area 7.0.0.0

OSPF Router with ID (10.0.1.44) (Process ID 1 VRF default)

Area-Local Opaque-LSA (Area 0.0.0.1)

LS age: 554

Options: 0x22 (-|-|DC|-|-|-|E|-)

LS Type: Area-Local Opaque-LSA

Link State ID: 7.0.0.0 (Area-Local Opaque-Type/ID)

Opaque Type: 7

Opaque ID: 0

Advertising Router: 10.0.1.2

LS Seq Number: 80000003

Checksum: 0xb912

Length: 116

Prefix type : Extended Prefix TLV

Route Type: 3

Prefix Length: 32

AF: 0

Flags: 0x40 (-|N|-|-|-|-|-|-)

Address Prefix: 10.0.1.1

Flags: 0x40 (-|NP|-|-|-|-|-|-)

MT-ID: 0

Algorithm: 0

SID: 1000

Prefix type : Extended Prefix TLV

Route Type: 3

Prefix Length: 32

AF: 0

Flags: 0xc0 (A|N|-|-|-|-|-|-)

Address Prefix: 10.0.1.2

Flags: 0x40 (-|NP|-|-|-|-|-|-)

MT-ID: 0

Algorithm: 0

SID: 2000

Prefix type : Extended Prefix TLV

Route Type: 3

Prefix Length: 32

AF: 0

Flags: 0x40 (-|N|-|-|-|-|-|-)

Address Prefix: 10.0.1.11

Flags: 0x48 (-|NP|-|-|V|-|-|-)

MT-ID: 0

Algorithm: 0

SID: 16000

Prefix type : Extended Prefix TLV
Route Type: 3
Prefix Length: 32
AF: 0
Flags: 0x40 (-|N|-|-|-|-|-|-)|
Address Prefix: 10.0.1.33
Flags: 0x48 (-|NP|-|-|V|-|-|-)|
MT-ID: 0
Algorithm: 0
SID: 19000

LS age: 556
Options: 0x22 (-|-|DC|-|-|-|E|-)|
LS Type: Area-Local Opaque-LSA
Link State ID: 7.0.0.0 (Area-Local Opaque-Type/ID)
Opaque Type: 7
Opaque ID: 0
Advertising Router: 10.0.1.33
LS Seq Number: 80000001
Checksum: 0x1b60
Length: 44

Prefix type : Extended Prefix TLV
Route Type: 1
Prefix Length: 32
AF: 0
Flags: 0x40 (-|N|-|-|-|-|-|-)|
Address Prefix: 10.0.1.33
Flags: 0x48 (-|NP|-|-|V|-|-|-)|
MT-ID: 0
Algorithm: 0
SID: 19000

LS age: 620
Options: 0x22 (-|-|DC|-|-|-|E|-)|
LS Type: Area-Local Opaque-LSA
Link State ID: 7.0.0.0 (Area-Local Opaque-Type/ID)
Opaque Type: 7
Opaque ID: 0
Advertising Router: 10.0.1.44
LS Seq Number: 80000001
Checksum: 0x6514
Length: 44

Prefix type : Extended Prefix TLV
Route Type: 1
Prefix Length: 32
AF: 0

```

Flags: 0x40 (-|N|-|-|-|-|-)
Address Prefix: 10.0.1.44
  Flags: 0x48 (-|NP|-|-|V|-|-)
  MT-ID: 0
  Algorithm: 0
  SID: 20000
    
```

P3#show ip ospf segment-routing capability

OSPF process 1:

```

-----
Advertisement Router Capability :10.0.1.2
Algorithm                      :0
SRMS Preference                :0
Total SID'S Supported          :8000
SID Range List Count           :1
SID's Range                    :16000 - 23999
    
```

```

-----
Advertisement Router Capability :10.0.1.33
Algorithm                      :0
SRMS Preference                :0
Total SID'S Supported          :8000
SID Range List Count           :1
SID's Range                    :16000 - 23999
    
```

```

-----
Advertisement Router Capability :10.0.1.44
Algorithm                      :0
SRMS Preference                :0
Total SID'S Supported          :8000
SID Range List Count           :1
SID's Range                    :16000 - 23999
    
```

P3#show ip ospf segment-routing announce-list

```

-----
Area 0.0.0.1
Instance 0
-----
Prefix:10.0.1.44/32
Origin Adv-Router:10.0.1.44
Route-Type:1
    
```

P3#show ip ospf database

OSPF Router with ID (10.0.1.44) (Process ID 1 VRF default)

Router Link States (Area 0.0.0.1)

Link ID	ADV Router	Age	Seq#	CkSum	Link count
---------	------------	-----	------	-------	------------

10.0.1.2	10.0.1.2	739	0x80000004	0x5e42	1
10.0.1.33	10.0.1.33	665	0x80000004	0x8e5a	2
10.0.1.44	10.0.1.44	669	0x80000006	0x42fe	3

Net Link States (Area 0.0.0.1)

Link ID	ADV Router	Age	Seq#	CkSum
10.33.44.2	10.0.1.44	669	0x80000001	0x6ddb
10.44.2.2	10.0.1.2	739	0x80000001	0xaa07

Summary Link States (Area 0.0.0.1)

Link ID	ADV Router	Age	Seq#	CkSum	Route
10.0.1.1	10.0.1.2	970	0x80000001	0x9889	10.0.1.1/32
10.0.1.2	10.0.1.2	970	0x80000001	0x849d	10.0.1.2/32
10.0.1.11	10.0.1.2	970	0x80000001	0x3ed8	10.0.1.11/32
10.1.1.0	10.0.1.2	970	0x80000001	0x7aab	10.1.1.0/30
10.11.1.0	10.0.1.2	970	0x80000001	0x0c0f	10.11.1.0/30

Area-Local Opaque-LSA (Area 0.0.0.1)

Link ID	ADV Router	Age	Seq#	CkSum	Opaque ID
1.0.0.1	10.0.1.2	737	0x80000002	0x20f3	1
1.0.0.1	10.0.1.33	668	0x80000001	0x9e38	1
1.0.0.1	10.0.1.44	667	0x80000003	0xc6f7	1
1.0.0.32	10.0.1.44	736	0x80000001	0x5953	32
1.0.0.34	10.0.1.2	737	0x80000001	0x6073	34
1.0.0.36	10.0.1.33	668	0x80000001	0x9dd7	36
1.0.0.36	10.0.1.44	667	0x80000001	0x79ef	36
4.0.0.0	10.0.1.2	968	0x80000001	0xa62e	0
4.0.0.0	10.0.1.33	665	0x80000001	0xebc9	0
4.0.0.0	10.0.1.44	729	0x80000001	0xa901	0
7.0.0.0	10.0.1.2	663	0x80000003	0xb912	0
7.0.0.0	10.0.1.33	665	0x80000001	0x1b60	0
7.0.0.0	10.0.1.44	729	0x80000001	0x6514	0
8.0.39.30	10.0.1.44	729	0x80000001	0x61e4	10014
8.0.39.31	10.0.1.2	737	0x80000001	0xea3e	10015
8.0.39.32	10.0.1.33	665	0x80000001	0x4bc5	10016
8.0.39.32	10.0.1.44	667	0x80000001	0x5476	10016

PE2 in Area 1

PE2#show mpls forwarding-table

Codes: > - installed FTN, * - selected FTN, p - stale FTN,
 B - BGP FTN, K - CLI FTN, t - tunnel, P - SR Policy FTN,
 L - LDP FTN, R - RSVP-TE FTN, S - SNMP FTN, I - IGP-Shortcut,
 U - unknown FTN, O - SR-OSPF FTN, i - SR-ISIS FTN, k - SR-CLI FTN

Code	FEC	FTN-ID	Tunnel-id	Pri	LSP-Type	Out-Label	Out-Intf	ELC	Nexthop
O>	10.0.1.1/32	2	0	Yes	LSP_DEFAULT	17000	xe15	No	10.33.44.2
O>	10.0.1.2/32	3	0	Yes	LSP_DEFAULT	18000	xe15	No	10.33.44.2
O>	10.0.1.11/32	4	0	Yes	LSP_DEFAULT	16000	xe15	No	10.33.44.2
O>	10.0.1.44/32	1	0	Yes	LSP_DEFAULT	20000	xe15	No	10.33.44.2

PE2#show mpls ftn-table

Primary FTN entry with FEC: 10.0.1.1/32, id: 2, row status: Active
 Owner: OSPF-SR, distance: 110, Action-type: Redirect to Tunnel, Exp-bits: 0x0, Incoming DSCP: none
 Tunnel id: 0, Protected LSP id: 0, QoS Resource id: 0, Description: N/A
 Cross connect ix: 2, in intf: - in label: 0 out-segment ix: 3
 Owner: OSPF-SR, Persistent: No, Admin Status: Up, Oper Status: Up
 Out-segment with ix: 3, owner: OSPF-SR, Stale: NO, out intf: xe15, out label: 17000
 Nexthop addr: 10.33.44.2 cross connect ix: 2, op code: Push

Primary FTN entry with FEC: 10.0.1.2/32, id: 3, row status: Active
 Owner: OSPF-SR, distance: 110, Action-type: Redirect to Tunnel, Exp-bits: 0x0, Incoming DSCP: none
 Tunnel id: 0, Protected LSP id: 0, QoS Resource id: 0, Description: N/A
 Cross connect ix: 3, in intf: - in label: 0 out-segment ix: 5
 Owner: OSPF-SR, Persistent: No, Admin Status: Up, Oper Status: Up
 Out-segment with ix: 5, owner: OSPF-SR, Stale: NO, out intf: xe15, out label: 18000
 Nexthop addr: 10.33.44.2 cross connect ix: 3, op code: Push

Primary FTN entry with FEC: 10.0.1.11/32, id: 4, row status: Active
 Owner: OSPF-SR, distance: 110, Action-type: Redirect to Tunnel, Exp-bits: 0x0, Incoming DSCP: none
 Tunnel id: 0, Protected LSP id: 0, QoS Resource id: 0, Description: N/A
 Cross connect ix: 4, in intf: - in label: 0 out-segment ix: 7
 Owner: OSPF-SR, Persistent: No, Admin Status: Up, Oper Status: Up
 Out-segment with ix: 7, owner: OSPF-SR, Stale: NO, out intf: xe15, out label: 16000
 Nexthop addr: 10.33.44.2 cross connect ix: 4, op code: Push

Primary FTN entry with FEC: 10.0.1.44/32, id: 1, row status: Active
 Owner: OSPF-SR, distance: 110, Action-type: Redirect to Tunnel, Exp-bits: 0x0, Incoming DSCP: none
 Tunnel id: 0, Protected LSP id: 0, QoS Resource id: 0, Description: N/A
 Cross connect ix: 1, in intf: - in label: 0 out-segment ix: 1
 Owner: OSPF-SR, Persistent: No, Admin Status: Up, Oper Status: Up
 Out-segment with ix: 1, owner: OSPF-SR, Stale: NO, out intf: xe15, out label: 20000
 Nexthop addr: 10.33.44.2 cross connect ix: 1, op code: Push

PE2#show mpls ilm-table

Codes: > - installed ILM, * - selected ILM, p - stale ILM
 K - CLI ILM, T - MPLS-TP, s - Stitched ILM
 S - SNMP, L - LDP, R - RSVP, C - CRLDP
 B - BGP, K - CLI, V - LDP_VC, I - IGP_SHORTCUT
 O - OSPF/OSPF6 SR, i - ISIS SR, k - SR CLI
 P - SR Policy, U - unknown

Code	FEC/VRF/L2CKT	ILM-ID	In-Label	Out-Label	In-Intf	Out-Intf/VRF	Nexthop	LSP-Type
O>	10.0.1.33/32	1	19000	NoLabel	N/A	N/A	127.0.0.1	LSP_DEFAULT
O>	10.0.1.1/32	3	17000	17000	N/A	xe15	10.33.44.2	LSP_DEFAULT
O>	10.0.1.11/32	5	16000	16000	N/A	xe15	10.33.44.2	LSP_DEFAULT
O>	10.0.1.2/32	4	18000	18000	N/A	xe15	10.33.44.2	LSP_DEFAULT
O>	10.0.1.44/32	2	20000	20000	N/A	xe15	10.33.44.2	LSP_DEFAULT
O>	10.33.44.2/32	6	24320	3	N/A	xe15	10.33.44.2	LSP_DEFAULT

PE2#show mpls in-segment-table

Owner: OSPF-SR, # of pops: 1, fec: 10.0.1.33/32, ILM-ID: 1
 Cross connect ix: 1, in intf: - in label: 19000 out-segment ix: 0
 Owner: OSPF-SR, Persistent: No, Admin Status: Up, Oper Status: Up
 Out-segment with ix: 0, owner: CLI, Stale: NO, out intf: N/A, out label: N/A
 Nexthop addr: 127.0.0.1 cross connect ix: 1, op code: Pop

Owner: OSPF-SR, # of pops: 1, fec: 10.0.1.1/32, ILM-ID: 3
 Cross connect ix: 2, in intf: - in label: 17000 out-segment ix: 3
 Owner: OSPF-SR, Persistent: No, Admin Status: Up, Oper Status: Up
 Out-segment with ix: 3, owner: OSPF-SR, Stale: NO, out intf: xe15, out label: 17000
 Nexthop addr: 10.33.44.2 cross connect ix: 2, op code: Swap

```
Owner: OSPF-SR, # of pops: 1, fec: 10.0.1.11/32, ILM-ID: 5
  Cross connect ix: 4, in intf: - in label: 16000 out-segment ix: 7
  Owner: OSPF-SR, Persistent: No, Admin Status: Up, Oper Status: Up
  Out-segment with ix: 7, owner: OSPF-SR, Stale: NO, out intf: xe15, out label: 16000
  Nexthop addr: 10.33.44.2          cross connect ix: 4, op code: Swap
```

```
Owner: OSPF-SR, # of pops: 1, fec: 10.0.1.2/32, ILM-ID: 4
  Cross connect ix: 3, in intf: - in label: 18000 out-segment ix: 5
  Owner: OSPF-SR, Persistent: No, Admin Status: Up, Oper Status: Up
  Out-segment with ix: 5, owner: OSPF-SR, Stale: NO, out intf: xe15, out label: 18000
  Nexthop addr: 10.33.44.2          cross connect ix: 3, op code: Swap
```

```
Owner: OSPF-SR, # of pops: 1, fec: 10.0.1.44/32, ILM-ID: 2
  Cross connect ix: 1, in intf: - in label: 20000 out-segment ix: 1
  Owner: OSPF-SR, Persistent: No, Admin Status: Up, Oper Status: Up
  Out-segment with ix: 1, owner: OSPF-SR, Stale: NO, out intf: xe15, out label: 20000
  Nexthop addr: 10.33.44.2          cross connect ix: 1, op code: Swap
```

```
Owner: OSPF-SR, # of pops: 1, fec: 10.33.44.2/32, ILM-ID: 6
  Cross connect ix: 5, in intf: - in label: 24320 out-segment ix: 9
  Owner: N/A, Persistent: No, Admin Status: Up, Oper Status: Up
  Out-segment with ix: 9, owner: N/A, Stale: NO, out intf: xe15, out label: 3
  Nexthop addr: 10.33.44.2          cross connect ix: 5, op code: Swap
```

```
PE2#show mpls out-segment-table
```

```
  Out-segment with ix: 3, owner: OSPF-SR, Stale: NO, out intf: xe15, out label: 17000
  Nexthop addr: 10.33.44.2          cross connect ix: 2, op code: Push
```

```
  Out-segment with ix: 7, owner: OSPF-SR, Stale: NO, out intf: xe15, out label: 16000
  Nexthop addr: 10.33.44.2          cross connect ix: 4, op code: Push
```

```
  Out-segment with ix: 9, owner: N/A, Stale: NO, out intf: xe15, out label: 3
  Nexthop addr: 10.33.44.2          cross connect ix: 5, op code: Push
```

```
  Out-segment with ix: 1, owner: OSPF-SR, Stale: NO, out intf: xe15, out label: 20000
  Nexthop addr: 10.33.44.2          cross connect ix: 1, op code: Push
```

```
  Out-segment with ix: 5, owner: OSPF-SR, Stale: NO, out intf: xe15, out label: 18000
  Nexthop addr: 10.33.44.2          cross connect ix: 3, op code: Push
```

```
PE2#show ip ospf database opaque-area self-originate
```

```
  OSPF Router with ID (10.0.1.33) (Process ID 1 VRF default)
```

```
    Area-Local Opaque-LSA (Area 0.0.0.1)
```

LS age: 617
 Options: 0x22 (-|-|DC|-|-|-|E|-)
 LS Type: Area-Local Opaque-LSA
 Link State ID: 1.0.0.1 (Area-Local Opaque-Type/ID)
 Opaque Type: 1
 Opaque ID: 1
 Advertising Router: 10.0.1.33
 LS Seq Number: 80000001
 Checksum: 0x9e38
 Length: 28

MPLS TE router ID : 10.0.1.33

Number of Links : 0

LS age: 617
 Options: 0x22 (-|-|DC|-|-|-|E|-)
 LS Type: Area-Local Opaque-LSA
 Link State ID: 1.0.0.36 (Area-Local Opaque-Type/ID)
 Opaque Type: 1
 Opaque ID: 36
 Advertising Router: 10.0.1.33
 LS Seq Number: 80000001
 Checksum: 0x9dd7
 Length: 108

Link connected to Broadcast network

Link ID : 10.33.44.2

Interface Address : 10.33.44.1

Admin Metric : 1

Maximum bandwidth : 10000000.00 Kbits/s

Maximum reservable bandwidth : 10000000.00 Kbits/s

Unreserved Bandwidth :

Number of Priority : 8

Priority 0 : 10000000.00 Kbits/s

Priority 1 : 10000000.00 Kbits/s

Priority 2 : 10000000.00 Kbits/s

Priority 3 : 10000000.00 Kbits/s

Priority 4 : 10000000.00 Kbits/s

Priority 5 : 10000000.00 Kbits/s

Priority 6 : 10000000.00 Kbits/s

Priority 7 : 10000000.00 Kbits/s

Number of Links : 1

LS age: 614
 Options: 0x22 (-|-|DC|-|-|-|E|-)
 LS Type: Area-Local Opaque-LSA
 Link State ID: 4.0.0.0 (Area-Local Opaque-Type/ID)
 Opaque Type: 4
 Opaque ID: 0
 Advertising Router: 10.0.1.33
 LS Seq Number: 80000001
 Checksum: 0xebc9

Length: 44

Range Size: 8000
Base-SID: 16000
Algorithm: 0

LS age: 614
Options: 0x22 (-|-|DC|-|-|-|E|-)
LS Type: Area-Local Opaque-LSA
Link State ID: 7.0.0.0 (Area-Local Opaque-Type/ID)
Opaque Type: 7
Opaque ID: 0
Advertising Router: 10.0.1.33
LS Seq Number: 80000001
Checksum: 0x1b60
Length: 44

Prefix type : Extended Prefix TLV
Route Type: 1
Prefix Length: 32
AF: 0
Flags: 0x40 (-|N|-|-|-|-|-|-)
Address Prefix: 10.0.1.33
Flags: 0x48 (-|NP|-|-|V|-|-|-|-)
MT-ID: 0
Algorithm: 0
SID: 19000

LS age: 614
Options: 0x22 (-|-|DC|-|-|-|E|-)
LS Type: Area-Local Opaque-LSA
Link State ID: 8.0.39.32 (Area-Local Opaque-Type/ID)
Opaque Type: 8
Opaque ID: 10016
Advertising Router: 10.0.1.33
LS Seq Number: 80000001
Checksum: 0x4bc5
Length: 48

Link Type: 2
Link ID: 10.33.44.2
Link Data: 10.33.44.1
Flags: 0x60 (-|V|L|-|-|-|-|-|-)
MT-ID: 0
SID: 24320

PE2#show ip ospf database opaque-area

OSPF Router with ID (10.0.1.33) (Process ID 1 VRF default)

Area-Local Opaque-LSA (Area 0.0.0.1)

LS age: 694
Options: 0x22 (-|-|DC|-|-|-|E|-)
LS Type: Area-Local Opaque-LSA
Link State ID: 1.0.0.1 (Area-Local Opaque-Type/ID)
Opaque Type: 1
Opaque ID: 1
Advertising Router: 10.0.1.2
LS Seq Number: 80000002
Checksum: 0x20f3
Length: 28

MPLS TE router ID : 10.0.1.2

Number of Links : 0

LS age: 623
Options: 0x22 (-|-|DC|-|-|-|E|-)
LS Type: Area-Local Opaque-LSA
Link State ID: 1.0.0.1 (Area-Local Opaque-Type/ID)
Opaque Type: 1
Opaque ID: 1
Advertising Router: 10.0.1.33
LS Seq Number: 80000001
Checksum: 0x9e38
Length: 28

MPLS TE router ID : 10.0.1.33

Number of Links : 0

LS age: 624
Options: 0x22 (-|-|DC|-|-|-|E|-)
LS Type: Area-Local Opaque-LSA
Link State ID: 1.0.0.1 (Area-Local Opaque-Type/ID)
Opaque Type: 1
Opaque ID: 1
Advertising Router: 10.0.1.44
LS Seq Number: 80000003
Checksum: 0xc6f7
Length: 28

MPLS TE router ID : 10.0.1.44

Number of Links : 0

LS age: 693
 Options: 0x22 (-|-|DC|-|-|-|E|-)
 LS Type: Area-Local Opaque-LSA
 Link State ID: 1.0.0.32 (Area-Local Opaque-Type/ID)
 Opaque Type: 1
 Opaque ID: 32
 Advertising Router: 10.0.1.44
 LS Seq Number: 80000001
 Checksum: 0x5953
 Length: 108

Link connected to Broadcast network

Link ID : 10.44.2.2
 Interface Address : 10.44.2.1
 Admin Metric : 1
 Maximum bandwidth : 10000000.00 Kbits/s
 Maximum reservable bandwidth : 10000000.00 Kbits/s
 Unreserved Bandwidth :
 Number of Priority : 8
 Priority 0 : 10000000.00 Kbits/s Priority 1 : 10000000.00 Kbits/s
 Priority 2 : 10000000.00 Kbits/s Priority 3 : 10000000.00 Kbits/s
 Priority 4 : 10000000.00 Kbits/s Priority 5 : 10000000.00 Kbits/s
 Priority 6 : 10000000.00 Kbits/s Priority 7 : 10000000.00 Kbits/s

Number of Links : 1

LS age: 694
 Options: 0x22 (-|-|DC|-|-|-|E|-)
 LS Type: Area-Local Opaque-LSA
 Link State ID: 1.0.0.34 (Area-Local Opaque-Type/ID)
 Opaque Type: 1
 Opaque ID: 34
 Advertising Router: 10.0.1.2
 LS Seq Number: 80000001
 Checksum: 0x6073
 Length: 108

Link connected to Broadcast network

Link ID : 10.44.2.2
 Interface Address : 10.44.2.2
 Admin Metric : 1
 Maximum bandwidth : 10000000.00 Kbits/s
 Maximum reservable bandwidth : 10000000.00 Kbits/s
 Unreserved Bandwidth :
 Number of Priority : 8
 Priority 0 : 10000000.00 Kbits/s Priority 1 : 10000000.00 Kbits/s
 Priority 2 : 10000000.00 Kbits/s Priority 3 : 10000000.00 Kbits/s
 Priority 4 : 10000000.00 Kbits/s Priority 5 : 10000000.00 Kbits/s
 Priority 6 : 10000000.00 Kbits/s Priority 7 : 10000000.00 Kbits/s

Number of Links : 1

LS age: 623
Options: 0x22 (-|-|DC|-|-|-|E|-)
LS Type: Area-Local Opaque-LSA
Link State ID: 1.0.0.36 (Area-Local Opaque-Type/ID)
Opaque Type: 1
Opaque ID: 36
Advertising Router: 10.0.1.33
LS Seq Number: 80000001
Checksum: 0x9dd7
Length: 108

Link connected to Broadcast network

Link ID : 10.33.44.2
Interface Address : 10.33.44.1
Admin Metric : 1
Maximum bandwidth : 10000000.00 Kbits/s
Maximum reservable bandwidth : 10000000.00 Kbits/s
Unreserved Bandwidth :
Number of Priority : 8
Priority 0 : 10000000.00 Kbits/s Priority 1 : 10000000.00 Kbits/s
Priority 2 : 10000000.00 Kbits/s Priority 3 : 10000000.00 Kbits/s
Priority 4 : 10000000.00 Kbits/s Priority 5 : 10000000.00 Kbits/s
Priority 6 : 10000000.00 Kbits/s Priority 7 : 10000000.00 Kbits/s

Number of Links : 1

LS age: 624
Options: 0x22 (-|-|DC|-|-|-|E|-)
LS Type: Area-Local Opaque-LSA
Link State ID: 1.0.0.36 (Area-Local Opaque-Type/ID)
Opaque Type: 1
Opaque ID: 36
Advertising Router: 10.0.1.44
LS Seq Number: 80000001
Checksum: 0x79ef
Length: 108

Link connected to Broadcast network

Link ID : 10.33.44.2
Interface Address : 10.33.44.2
Admin Metric : 1
Maximum bandwidth : 10000000.00 Kbits/s
Maximum reservable bandwidth : 10000000.00 Kbits/s
Unreserved Bandwidth :
Number of Priority : 8
Priority 0 : 10000000.00 Kbits/s Priority 1 : 10000000.00 Kbits/s
Priority 2 : 10000000.00 Kbits/s Priority 3 : 10000000.00 Kbits/s
Priority 4 : 10000000.00 Kbits/s Priority 5 : 10000000.00 Kbits/s

Priority 6 : 10000000.00 Kbits/s Priority 7 : 10000000.00 Kbits/s

Number of Links : 1

LS age: 925
Options: 0x22 (-|-|DC|-|-|-|E|-)
LS Type: Area-Local Opaque-LSA
Link State ID: 4.0.0.0 (Area-Local Opaque-Type/ID)
Opaque Type: 4
Opaque ID: 0
Advertising Router: 10.0.1.2
LS Seq Number: 80000001
Checksum: 0xa62e
Length: 44

Range Size: 8000
Base-SID: 16000
Algorithm: 0

LS age: 620
Options: 0x22 (-|-|DC|-|-|-|E|-)
LS Type: Area-Local Opaque-LSA
Link State ID: 4.0.0.0 (Area-Local Opaque-Type/ID)
Opaque Type: 4
Opaque ID: 0
Advertising Router: 10.0.1.33
LS Seq Number: 80000001
Checksum: 0xebc9
Length: 44

Range Size: 8000
Base-SID: 16000
Algorithm: 0

LS age: 685
Options: 0x22 (-|-|DC|-|-|-|E|-)
LS Type: Area-Local Opaque-LSA
Link State ID: 4.0.0.0 (Area-Local Opaque-Type/ID)
Opaque Type: 4
Opaque ID: 0
Advertising Router: 10.0.1.44
LS Seq Number: 80000001
Checksum: 0xa901
Length: 44

Range Size: 8000
Base-SID: 16000
Algorithm: 0

LS age: 620
Options: 0x22 (-|-|DC|-|-|-|E|-)
LS Type: Area-Local Opaque-LSA
Link State ID: 7.0.0.0 (Area-Local Opaque-Type/ID)
Opaque Type: 7
Opaque ID: 0
Advertising Router: 10.0.1.2
LS Seq Number: 80000003
Checksum: 0xb912
Length: 116

Prefix type : Extended Prefix TLV
Route Type: 3
Prefix Length: 32
AF: 0
Flags: 0x40 (-|N|-|-|-|-|-|-)
Address Prefix: 10.0.1.1
Flags: 0x40 (-|NP|-|-|-|-|-|-)
MT-ID: 0
Algorithm: 0
SID: 1000

Prefix type : Extended Prefix TLV
Route Type: 3
Prefix Length: 32
AF: 0
Flags: 0xc0 (A|N|-|-|-|-|-|-)
Address Prefix: 10.0.1.2
Flags: 0x40 (-|NP|-|-|-|-|-|-)
MT-ID: 0
Algorithm: 0
SID: 2000

Prefix type : Extended Prefix TLV
Route Type: 3
Prefix Length: 32
AF: 0
Flags: 0x40 (-|N|-|-|-|-|-|-)
Address Prefix: 10.0.1.11
Flags: 0x48 (-|NP|-|-|V|-|-|-|-)
MT-ID: 0
Algorithm: 0
SID: 16000

Prefix type : Extended Prefix TLV
Route Type: 3
Prefix Length: 32
AF: 0

```
Flags: 0x40 (-|N|-|-|-|-|-)
Address Prefix: 10.0.1.33
  Flags: 0x48 (-|NP|-|-|V|-|-|-)
  MT-ID: 0
  Algorithm: 0
  SID: 19000
```

```
LS age: 620
Options: 0x22 (-|-|DC|-|-|-|E|-)
LS Type: Area-Local Opaque-LSA
Link State ID: 7.0.0.0 (Area-Local Opaque-Type/ID)
Opaque Type: 7
Opaque ID: 0
Advertising Router: 10.0.1.33
LS Seq Number: 80000001
Checksum: 0x1b60
Length: 44
```

```
Prefix type : Extended Prefix TLV
Route Type: 1
Prefix Length: 32
AF: 0
Flags: 0x40 (-|N|-|-|-|-|-)
Address Prefix: 10.0.1.33
  Flags: 0x48 (-|NP|-|-|V|-|-|-)
  MT-ID: 0
  Algorithm: 0
  SID: 19000
```

```
LS age: 685
Options: 0x22 (-|-|DC|-|-|-|E|-)
LS Type: Area-Local Opaque-LSA
Link State ID: 7.0.0.0 (Area-Local Opaque-Type/ID)
Opaque Type: 7
Opaque ID: 0
Advertising Router: 10.0.1.44
LS Seq Number: 80000001
Checksum: 0x6514
Length: 44
```

```
Prefix type : Extended Prefix TLV
Route Type: 1
Prefix Length: 32
AF: 0
Flags: 0x40 (-|N|-|-|-|-|-)
Address Prefix: 10.0.1.44
  Flags: 0x48 (-|NP|-|-|V|-|-|-)
  MT-ID: 0
  Algorithm: 0
  SID: 20000
```

LS age: 685
Options: 0x22 (-|-|DC|-|-|-|E|-)
LS Type: Area-Local Opaque-LSA
Link State ID: 8.0.39.30 (Area-Local Opaque-Type/ID)
Opaque Type: 8
Opaque ID: 10014
Advertising Router: 10.0.1.44
LS Seq Number: 80000001
Checksum: 0x61e4
Length: 48

Link Type: 2
Link ID: 10.44.2.2
Link Data: 10.44.2.1
Flags: 0x60 (-|V|L|-|-|-|-|-)
MT-ID: 0
SID: 24320

LS age: 694
Options: 0x22 (-|-|DC|-|-|-|E|-)
LS Type: Area-Local Opaque-LSA
Link State ID: 8.0.39.31 (Area-Local Opaque-Type/ID)
Opaque Type: 8
Opaque ID: 10015
Advertising Router: 10.0.1.2
LS Seq Number: 80000001
Checksum: 0xea3e
Length: 52

Link Type: 2
Link ID: 10.44.2.2
Link Data: 10.44.2.2
Flags: 0x60 (-|V|L|-|-|-|-|-)
MT-ID: 0
NBR ID: 10.0.1.44
SID: 24321

LS age: 620
Options: 0x22 (-|-|DC|-|-|-|E|-)
LS Type: Area-Local Opaque-LSA
Link State ID: 8.0.39.32 (Area-Local Opaque-Type/ID)
Opaque Type: 8
Opaque ID: 10016
Advertising Router: 10.0.1.33
LS Seq Number: 80000001
Checksum: 0x4bc5
Length: 48

```
Link Type: 2
Link ID: 10.33.44.2
Link Data: 10.33.44.1
  Flags: 0x60 (-|V|L|-|-|-|-|-)
  MT-ID: 0
  SID: 24320
```

```
LS age: 624
Options: 0x22 (-|-|DC|-|-|-|E|-)
LS Type: Area-Local Opaque-LSA
Link State ID: 8.0.39.32 (Area-Local Opaque-Type/ID)
Opaque Type: 8
Opaque ID: 10016
Advertising Router: 10.0.1.44
LS Seq Number: 80000001
Checksum: 0x5476
Length: 52
```

```
Link Type: 2
Link ID: 10.33.44.2
Link Data: 10.33.44.2
  Flags: 0x60 (-|V|L|-|-|-|-|-)
  MT-ID: 0
  NBR ID: 10.0.1.33
  SID: 24321
```

```
PE2#show ip ospf database opaque-area 7.0.0.0
```

```
OSPF Router with ID (10.0.1.33) (Process ID 1 VRF default)
```

```
Area-Local Opaque-LSA (Area 0.0.0.1)
```

```
LS age: 640
Options: 0x22 (-|-|DC|-|-|-|E|-)
LS Type: Area-Local Opaque-LSA
Link State ID: 7.0.0.0 (Area-Local Opaque-Type/ID)
Opaque Type: 7
Opaque ID: 0
Advertising Router: 10.0.1.2
LS Seq Number: 80000003
Checksum: 0xb912
Length: 116
```

```
Prefix type : Extended Prefix TLV
Route Type: 3
Prefix Length: 32
AF: 0
```

Flags: 0x40 (-|N|-|-|-|-|-|-)
Address Prefix: 10.0.1.1
Flags: 0x40 (-|NP|-|-|-|-|-|-)
MT-ID: 0
Algorithm: 0
SID: 1000

Prefix type : Extended Prefix TLV
Route Type: 3
Prefix Length: 32
AF: 0
Flags: 0xc0 (A|N|-|-|-|-|-|-)
Address Prefix: 10.0.1.2
Flags: 0x40 (-|NP|-|-|-|-|-|-)
MT-ID: 0
Algorithm: 0
SID: 2000

Prefix type : Extended Prefix TLV
Route Type: 3
Prefix Length: 32
AF: 0
Flags: 0x40 (-|N|-|-|-|-|-|-)
Address Prefix: 10.0.1.11
Flags: 0x48 (-|NP|-|-|V|-|-|-|-)
MT-ID: 0
Algorithm: 0
SID: 16000

Prefix type : Extended Prefix TLV
Route Type: 3
Prefix Length: 32
AF: 0
Flags: 0x40 (-|N|-|-|-|-|-|-)
Address Prefix: 10.0.1.33
Flags: 0x48 (-|NP|-|-|V|-|-|-|-)
MT-ID: 0
Algorithm: 0
SID: 19000

LS age: 640
Options: 0x22 (-|-|DC|-|-|-|E|-)
LS Type: Area-Local Opaque-LSA
Link State ID: 7.0.0.0 (Area-Local Opaque-Type/ID)
Opaque Type: 7
Opaque ID: 0
Advertising Router: 10.0.1.33
LS Seq Number: 80000001
Checksum: 0x1b60
Length: 44


```

Prefix type : Extended Prefix TLV
Route Type: 1
Prefix Length: 32
AF: 0
Flags: 0x40 (-|N|-|-|-|-|-)
Address Prefix: 10.0.1.33
Flags: 0x48 (-|NP|-|-|V|-|-|-)
MT-ID: 0
Algorithm: 0
SID: 19000

```

```

LS age: 705
Options: 0x22 (-|-|DC|-|-|-|E|-)
LS Type: Area-Local Opaque-LSA
Link State ID: 7.0.0.0 (Area-Local Opaque-Type/ID)
Opaque Type: 7
Opaque ID: 0
Advertising Router: 10.0.1.44
LS Seq Number: 80000001
Checksum: 0x6514
Length: 44

```

```

Prefix type : Extended Prefix TLV
Route Type: 1
Prefix Length: 32
AF: 0
Flags: 0x40 (-|N|-|-|-|-|-)
Address Prefix: 10.0.1.44
Flags: 0x48 (-|NP|-|-|V|-|-|-)
MT-ID: 0
Algorithm: 0
SID: 20000

```

```
PE2#show ip ospf segment-routing capability
```

```
OSPF process 1:
```

```

-----
Advertisement Router Capability :10.0.1.2
Algorithm                      :0
SRMS Preference                :0
Total SID'S Supported          :8000
SID Range List Count           :1
SID's Range                    :16000 - 23999
-----

```

```

-----
Advertisement Router Capability :10.0.1.33
Algorithm                      :0
SRMS Preference                :0
Total SID'S Supported          :8000
SID Range List Count           :1
-----

```

```
SID's Range                :16000 - 23999
-----
Advertisement Router Capability :10.0.1.44
Algorithm                   :0
SRMS Preference              :0
Total SID'S Supported        :8000
SID Range List Count         :1
SID's Range                  :16000 - 23999
-----
```

```
PE2#show ip ospf segment-routing announce-list
```

```
-----
Area 0.0.0.1
Instance 0
-----
Prefix:10.0.1.33/32
Origin Adv-Router:10.0.1.33
Route-Type:1
-----
```

```
PE2#show ip ospf database
```

```
OSPF Router with ID (10.0.1.33) (Process ID 1 VRF default)
```

```
Router Link States (Area 0.0.0.1)
```

Link ID	ADV Router	Age	Seq#	CkSum	Link count
10.0.1.2	10.0.1.2	740	0x80000004	0x5e42	1
10.0.1.33	10.0.1.33	664	0x80000004	0x8e5a	2
10.0.1.44	10.0.1.44	670	0x80000006	0x42fe	3

```
Net Link States (Area 0.0.0.1)
```

Link ID	ADV Router	Age	Seq#	CkSum
10.33.44.2	10.0.1.44	670	0x80000001	0x6ddb
10.44.2.2	10.0.1.2	740	0x80000001	0xaa07

```
Summary Link States (Area 0.0.0.1)
```

Link ID	ADV Router	Age	Seq#	CkSum	Route
10.0.1.1	10.0.1.2	971	0x80000001	0x9889	10.0.1.1/32
10.0.1.2	10.0.1.2	971	0x80000001	0x849d	10.0.1.2/32
10.0.1.11	10.0.1.2	971	0x80000001	0x3ed8	10.0.1.11/32
10.1.1.0	10.0.1.2	971	0x80000001	0x7aab	10.1.1.0/30
10.11.1.0	10.0.1.2	971	0x80000001	0x0c0f	10.11.1.0/30

```
Area-Local Opaque-LSA (Area 0.0.0.1)
```

Link ID	ADV Router	Age	Seq#	CkSum	Opaque ID
1.0.0.1	10.0.1.2	738	0x80000002	0x20f3	1

1.0.0.1	10.0.1.33	667	0x80000001	0x9e38	1
1.0.0.1	10.0.1.44	668	0x80000003	0xc6f7	1
1.0.0.32	10.0.1.44	737	0x80000001	0x5953	32
1.0.0.34	10.0.1.2	738	0x80000001	0x6073	34
1.0.0.36	10.0.1.33	667	0x80000001	0x9dd7	36
1.0.0.36	10.0.1.44	668	0x80000001	0x79ef	36
4.0.0.0	10.0.1.2	969	0x80000001	0xa62e	0
4.0.0.0	10.0.1.33	664	0x80000001	0xebc9	0
4.0.0.0	10.0.1.44	729	0x80000001	0xa901	0
7.0.0.0	10.0.1.2	664	0x80000003	0xb912	0
7.0.0.0	10.0.1.33	664	0x80000001	0x1b60	0
7.0.0.0	10.0.1.44	729	0x80000001	0x6514	0
8.0.39.30	10.0.1.44	729	0x80000001	0x61e4	10014
8.0.39.31	10.0.1.2	738	0x80000001	0xea3e	10015
8.0.39.32	10.0.1.33	664	0x80000001	0x4bc5	10016
8.0.39.32	10.0.1.44	668	0x80000001	0x5476	10016

CHAPTER 8 Configuring OSPF SR Mapping Server with LDP

This chapter shows how to configure OSPF segment routing mapping server to work with LDP.

A segment routing mapping server allocates Segment Identifiers (SIDs) for prefixes and ranges of prefixes in an OSPF segment routing domain.

LDP can advertise SIDs for destinations in the LDP part of the network that does not support segment routing. These segments are converted to MPLS labels and installed in the FTN/ILM and forwarding tables.

OSPF uses OSPF TLVs to advertise any additional attributes associated with a prefix by adding new TLVs or sub-TLVs to the existing OSPF TLVs.

Note: Configure PE1 and PE2 router as a OSPF Segment routing, P1 and P2 router as a segment routing mapping server and PE3 and PE4 as a OSPF with LDP.

Topology

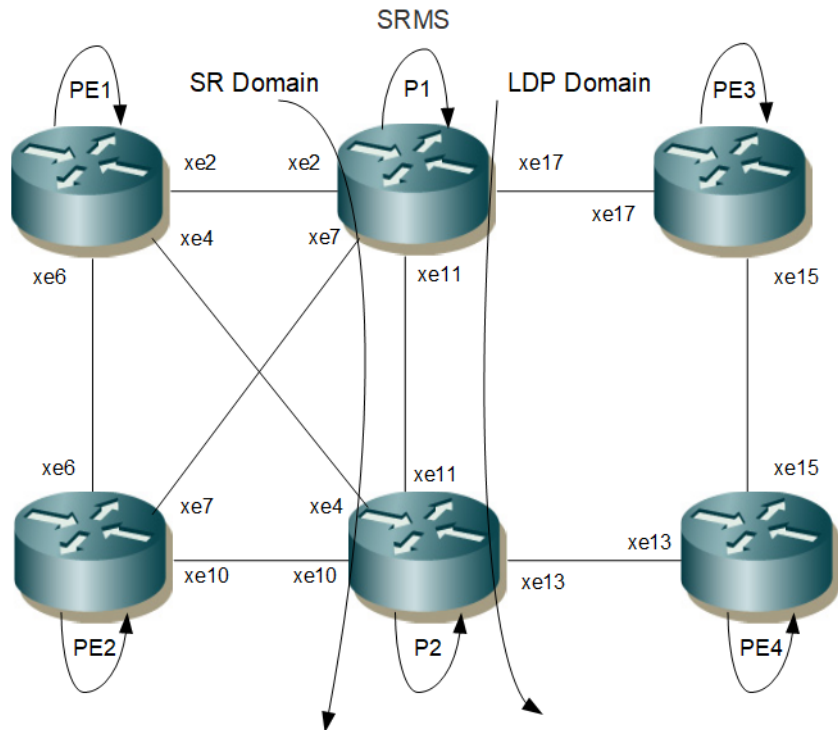


Figure 8-6: ISIS Segment routing with mapping server and LDP

In Figure 8-6:

- PE1 and PE2 are in a OSPF segment routing domain.
- P1 and P2 configured as mapping servers.
- PE3 and PE4 are in OSPF with LDP domain.

PE1

PE1#configure terminal	Enter configure mode.
PE1 (config)#interface lo	Enter interface mode.
PE1 (config-if)#ip address 10.0.1.11/32 secondary	Configure the IP address of the interface
PE1 (config-if)#prefix-sid index 500 no-php	Configure prefix SID absolute value.
PE1 (config-if)#exit	Exit interface mode.
PE1 (config)#interface xe2	Enter interface mode.
PE1 (config-if)#ip address 10.11.1.1/30	Configure the IP address of the interface.
PE1 (config-if)#label-switching	Enable label switching.
PE1 (config-if)#exit	Exit interface mode.
PE1 (config)#interface xe4	Enter interface mode.
PE1 (config-if)#ip address 10.11.2.1/30	Configure the IP address of the interface.
PE1 (config-if)#label-switching	Enable label switching.
PE1 (config-if)#exit	Exit interface mode.
PE1 (config)#interface xe6	Enter interface mode.
PE1 (config-if)#ip address 10.11.22.1/30	Configure the IP address of the interface.
PE1 (config-if)#label-switching	Enable label switching.
PE1 (config-if)#exit	Exit interface mode.
PE1 (config)#router ospf 1	Enter OSPF router mode for process ID 1.
PE1 (config-router)#router-id 10.0.1.11	Set the router id.
PE1 (config-router)# network 10.0.1.11/32 area 0.0.0.0	Advertise the lo interface in OSPF area 0..
PE1 (config-router)# network 10.11.1.0/30 area 0.0.0.0	Advertise the lo interface in OSPF area 0.
PE1 (config-router)# network 10.11.2.0/30 area 0.0.0.0	Advertise the xe4 interface in OSPF area 0.
PE1 (config-router)# network 10.11.22.0/30 area 0.0.0.0	Advertise the xe6 interface in OSPF area 0.
PE1 (config-router)# ospf segment-routing global block 16000 23999	Advertise the segment routing global block range (16000-23999)
PE1 (config-router)#segment-routing mpls	Enable segment routing under router process.
PE1 (config-router)#exit	Exit router mode.
PE1 (config)#commit	Commit the candidate configuration to the running configuration.

PE2

PE2#configure terminal	Enter configure mode.
PE2 (config)#interface lo	Enter interface mode.
PE2 (config-if)#ip address 10.0.1.22/32 secondary	Configure the IP address of the interface.
PE2 (config-if)#prefix-sid index 1000 no-php	Configure prefix SID absolute value.
PE2 (config-if)#exit	Exit interface mode.
PE2 (config)#interface xe6	Enter interface mode.
PE2 (config-if)#ip address 10.11.22.2/30	Configure the IP address of the interface.
PE2 (config-if)#label-switching	Enable label switching.
PE2 (config-if)#exit	Exit interface mode.
PE2 (config)#interface xe7	Enter interface mode.
PE2 (config-if)#ip address 10.22.1.1/30	Configure the IP address of the interface.
PE2 (config-if)#label-switching	Enable label switching.
PE2 (config-if)#exit	Exit interface mode.
PE2 (config)#interface xe10	Enter interface mode.
PE2 (config-if)#ip address 10.22.2.1/30	Configure the IP address of the interface.
PE2 (config-if)#label-switching	Enable label switching.
PE2 (config-if)#exit	Exit interface mode.
PE2 (config)#router ospf 1	Enter OSPF router mode for process ID 1.
PE2 (config-router)# router-id 10.0.1.22	Advertise the router-id.
PE2 (config-router)# network 10.0.1.22/32 area 0.0.0.0	Advertise the lo interface in OSPF area 0
PE2 (config-router)#network 10.11.22.0/30 area 0.0.0.0	Advertise the xe6 interface in OSPF area 0
PE2 (config-router)# network 10.22.1.0/30 area 0.0.0.0	Advertise the xe7 interface in OSPF area 0
PE2 (config-router)# network 10.22.2.0/30 area 0.0.0.0	Advertise the xe10 interface in OSPF area 0
PE2 (config-router)# ospf segment-routing global block 16000 23999	Advertise segment routing global block range(16000-23999).
PE2 (config-router)#segment-routing mpls	Enable segment routing under router process.
PE2 (config-router)#exit	Exit router mode.
PE2 (config)#commit	Commit the candidate configuration to the running configuration.

P1

P1#configure terminal	Enter configure mode.
P1(config)#interface lo	Enter interface mode.
P1(config-if)#ip address 10.0.1.1/32 secondary	Configure the IP address of the interface.
P1(config-if)#prefix-sid index 2000 no-php	Configure prefix SID absolute value.
P1(config-if)#exit	Exit interface mode.
P1(config)#interface xe2	Enter interface mode.
P1(config-if)#ip address 10.11.1.2/30	Configure the IP address of the interface.
P1(config-if)#label-switching	Enable label switching.
P1(config-if)#exit	Exit interface mode.
P1(config)#interface xe7	Enter interface mode.
P1(config-if)#ip address 10.22.1.2/30	Configure the IP address of the interface.
P1(config-if)#label-switching	Enable label switching.
P1(config-if)#exit	Exit interface mode.
P1(config)#interface xe11	Enter interface mode.
P1(config-if)#ip address 10.1.1.1/30	Configure the IP address of the interface.
P1(config-if)#label-switching	Enable label switching.
P1(config-if)#exit	Exit interface mode.
P1(config)#interface xe17	Enter interface mode.
P1(config-if)#ip address 10.33.1.2/30	Configure the IP address of the interface.
P1(config-if)#label-switching	Enable label switching.
P1(config-if)#enable-ldp ipv4	
P1(config-if)#exit	Exit interface mode.
P1(config)#router ospf 1	Set the routing process ID
P1(config-router)# router-id 10.0.1.1	Advertise the router-id
P1(config-router)# network 10.0.1.1/32 area 0.0.0.0	Advertise the lo interface in OSPF area 0
P1(config-router)# network 10.1.1.0/30 area 0.0.0.0	Advertise the xe12 interface in OSPF area 0
P1(config-router)# network 10.11.1.0/30 area 0.0.0.0	Advertise the xe2 interface in OSPF area 0
P1(config-router)# network 10.22.1.0/30 area 0.0.0.0	Advertise the xe7 interface in OSPF area 0
P1(config-router)# network 10.33.1.0/30 area 0.0.0.0	Advertise the xe17 interface in OSPF area 0
P1(config-router)# ospf segment-routing global block 16000 23999	Advertise the segment routing global block range(16000-23999).
P1(config-router)#segment-routing mpls	Enable segment routing under router process.
P1(config-router)#segment-routing prefix-sid-map advertise-local	Enable segment routing prefix-sid-map advertise-local under router process.

P1 (config-router) #exit	Exit router mode.
P1 (config) #segment-routing	Enter segment routing configuration mode
P1 (config-sr) # mapping-server	Enter mapping server mode.
P1 (config-sr-ms) #srms preference 200	Configure segment routing mapping server preference value.
P1 (config-sr-ms) #prefix-sid-map address-family ipv4	Enter prefix-SID mapping configuration mode.
P1 (config-sr-ms-map-af4) # 10.0.1.33/32 4000 range 1	Configure mapping server entry for assigning s-ids to prefixes.
P1 (config-sr-ms-map-af4) # 10.0.1.44/32 5000 range 1	Configure mapping server entry for assigning s-ids to prefixes.
P1 (config-sr-ms-map-af4) #end	Exit to privileged mode.
P1 #configure terminal	Enter configure mode.
P1 (config) #router ldp	Enter router ldp mode.
P1 (config-router) #exit	Exit router mode.
P1 #configure terminal	Enter configure mode.
P1 (config) # mpls lsp-stitching	Enable mpls lsp stitching on global mode.
P1 (config-router) #exit	Exit router mode.
P1 (config) #commit	Commit the candidate configuration to the running configuration.

P2

P2 #configure terminal	Enter configure mode.
P2 (config) #router ldp	Enter router ldp mode.
P2 (config-router) #exit	Exit router mode.
P2 #configure terminal	Enter configure mode.
P2 (config) # mpls lsp-stitching	Enable mpls lsp stitching on global mode.
P2 (config-router) #exit	Exit router mode.
P2 (config) #interface lo	Enter interface mode.
P2 (config-if) #ip address 10.0.1.2/32 secondary	Configure the IP address of the interface.
P2 (config-if) # prefix-sid index 3000 no-php	Configure Prefix SID value.
P2 (config-if) #exit	Exit interface mode.
P2 (config) #interface xe4	Enter interface mode.
P2 (config-if) #ip address 10.11.2.2/30	Configure the IP address of the interface.
P2 (config-if) #label-switching	Enable label switching.
P2 (config-if) #exit	Exit interface mode.
P2 (config) #interface xe10	Enter interface mode.
P2 (config-if) #ip address 10.22.2.2/30	Configure the IP address of the interface.
P2 (config-if) #label-switching	Enable label switching.
R4 (config-if) #exit	Exit interface mode.

P2(config)#interface xe11	Enter interface mode.
P2(config-if)#ip address 10.1.1.2/30	Configure the IP address of the interface.
P2(config-if)#label-switching	Enable label switching.
P2(config-if)#exit	Exit interface mode.
P2(config)#interface xe13	Enter interface mode.
P2(config-if)#ip address 10.44.2.2/30	Configure the IP address of the interface.
P2(config-if)#label-switching	Enable label switching.
P2(config-if)# enable-ldp ipv4	Enable ldp ipv4 under interface.
P2(config-if)#exit	Exit interface mode.
P2(config)#router ospf 1	Set the routing process ID .
P2(config-router)# router-id 10.0.1.2	Advertise the router-id.
P2(config-router)# network 10.0.1.2/32 area 0.0.0.0	Advertise the xe17 interface in OSPF area 0.
P2(config-router)# network 10.1.1.0/30 area 0.0.0.0	Advertise the xe11 interface in OSPF area 0.
P2(config-router)# network 10.11.2.0/ 30 area 0.0.0.0	Advertise the xe4 interface in OSPF area 0.
P2(config-router)# network 10.22.2.0/ 30 area 0.0.0.0	Advertise the xe10 interface in OSPF area 0.
P2(config-router)# network 10.44.2.0/ 30 area 0.0.0.0	Advertise the xe13 interface in OSPF area 0.
P2(config-router)# ospf segment- routing global block 16000 23999	Advertise the segment routing global block range(16000-23999).
P2(config-router)#segment-routing mpls	Enable segment routing under router process.
P2(config-router)# segment-routing prefix-sid-map advertise-local	Enable segment routing prefix-sid-map advertise-local under router process.
P2(config-router)#exit	Exit router mode.
P2(config)#segment-routing	Enter segment routing configuration mode
P2(config-sr)# mapping-server	Enter mapping server mode.
P2(config-sr-ms)#srms preference 100	Configure segment routing mapping server preference value.
P2(config-sr-ms)#prefix-sid-map address-family ipv4	Enter prefix-SID mapping configuration mode.
P2(config-sr-ms-map-af4)# 10.0.1.33/32 1111 range 1	Configure mapping server entry for assigning s-ids to prefixes.
P2(config-sr-ms-map-af4)# 10.0.1.44/32 2222 range 1	Configure mapping server entry for assigning s-ids to prefixes.
P2(config-sr-ms-map-af4)#end	Exit to privileged mode.
P2#configure terminal	Enter configure mode
P2(config)#router ldp	Enter router ldp mode.
P2(config-router)#exit	Exit router mode.
P2#configure terminal	Enter configure mode.
P2(config)# mpls lsp-stitching	Enable mpls lsp stitching on global mode.
P2(config-router)#exit	Exit router mode
P2(config)#commit	Commit the candidate configuration to the running configuration.

PE3

PE3#configure terminal	Enter configure mode.
PE3(config)#interface lo	Enter interface mode.
PE3(config-if)#ip address 10.0.1.33/32 secondary	Configure the IP address of the interface.
PE3(config-if)#exit	Exit interface mode.
PE3(config)#router ldp	Enter router ldp mode.
PE3(config-router)#exit	Exit router mode.
PE3(config)#interface xe15	Enter interface mode.
PE3(config-if)#ip address 10.33.44.1/30	Configure the IP address of the interface.
PE3(config-if)#label-switching	Enable label switching.
PE3(config-if)#enable-ldp ipv4	Enable LDP ipv4 in interface.
PE3(config-if)#exit	Exit interface mode.
PE3(config)#interface xe17	Enter interface mode.
PE3(config-if)#ip address 10.33.1.1/30	Configure the IP address of the interface.
PE3(config-if)#label-switching	Enable label switching.
PE3(config-if)#enable-ldp ipv4	Enable LDP ipv4 in interface.
PE3(config-if)#exit	Exit interface mode.
PE3(config)#router ospf 1	Set the routing process ID
PE3(config-router)#router-id 10.0.1.33	Advertise the router-id
PE3(config-router)#network 10.0.1.33/32 area 0.0.0.0	Advertise the lo interface in OSPF area 0.
PE3(config-router)#network 10.33.1.0/30 area 0.0.0.0	Advertise the xe10 interface in OSPF area 0.
PE3(config-router)# network 10.33.44.0/30 area 0.0.0.0	Advertise the xe15 interface in OSPF area 0.
PE3(config-router)#exit	Exit router mode.
PE3(config)#commit	Commit the candidate configuration to the running configuration.

PE4

PE4#configure terminal	Enter configure mode.
PE4(config)#interface lo	Enter interface mode.
PE4(config-if)#ip address 10.0.1.44/32 secondary	Configure the IP address of the interface.
PE4(config-if)#exit	Exit interface mode.
PE4(config)#router ldp	Enter router ldp mode.
PE4(config-if)#exit	Exit interface mode.

PE4(config)#interface xe13	Enter interface mode.
PE4(config-if)#ip address 10.44.2.1/30	Configure the IP address of the interface.
PE4(config-if)#label-switching	Enable label switching.
PE4(config-if)#enable-ldp ipv4	Enable LDP ipv4 in interface
PE4(config-if)#exit	Exit interface mode.
PE4(config)#interface xe15	Enter interface mode.
PE4(config-if)#ip address 10.33.44.2/30	Configure the IP address of the interface.
PE4(config-if)#label-switching	Enable label switching.
PE4(config-if)#enable-ldp ipv4	Enable LDP ipv4 in interface
PE4(config-if)#exit	Exit interface mode.
PE4(config)#router ospf 1	Set the routing process ID
PE4(config-router)#router-id 10.0.1.44	Advertise the router-id
PE4(config-router)#network 10.0.1.44/32 area 0.0.0.0	Advertise the lo interface in OSPF area 0.
PE4(config-router)#network 10.33.44.0/30 area 0.0.0.0	Advertise the xe15 interface in OSPF area 0.
PE4(config-router)# network 10.44.2.0/30 area 0.0.0.0	Advertise the xe13 interface in OSPF area 0.
PE4(config-router)#exit	Exit router mode.
PE4(config)#commit	Commit the candidate configuration to the running configuration.

Validation 1

Verify OSPF neighbor adjacency between routers.

PE1#show ip ospf neighbor

Total number of full neighbors: 3

OSPF process 1 VRF(default):

Neighbor ID	Pri	State	Dead Time	Address	Interface	Instance ID
10.0.1.1	1	Full/Backup	00:00:33	10.11.1.2	xe2	0
10.0.1.2	1	Full/Backup	00:00:29	10.11.2.2	xe4	0
10.0.1.22	1	Full/Backup	00:00:35	10.11.22.2	xe6	0

PE2#show ip ospf neighbor

Total number of full neighbors: 3

OSPF process 1 VRF(default):

Neighbor ID	Pri	State	Dead Time	Address	Interface	Instance ID
10.0.1.11	1	Full/DR	00:00:31	10.11.22.1	xe6	0
10.0.1.1	1	Full/Backup	00:00:37	10.22.1.2	xe7	0
10.0.1.2	1	Full/Backup	00:00:32	10.22.2.2	xe10	0

P1#show ip ospf neighbor

Total number of full neighbors: 4

OSPF process 1 VRF(default):

Neighbor ID	Pri	State	Dead Time	Address	Interface	Instance ID
10.0.1.2	1	Full/Backup	00:00:33	10.1.1.2	xe11	0
10.0.1.11	1	Full/DR	00:00:31	10.11.1.1	xe2	0
10.0.1.22	1	Full/DR	00:00:40	10.22.1.1	xe7	0
10.0.1.33	1	Full/Backup	00:00:35	10.33.1.1	xe17	0

P2#show ip ospf neighbor

Total number of full neighbors: 4

OSPF process 1 VRF(default):

Neighbor ID	Pri	State	Dead Time	Address	Interface	Instance ID
10.0.1.1	1	Full/DR	00:00:34	10.1.1.1	xe11	0
10.0.1.11	1	Full/DR	00:00:32	10.11.2.1	xe4	0
10.0.1.22	1	Full/DR	00:00:35	10.22.2.1	xe10	0
10.0.1.44	1	Full/Backup	00:00:38	10.44.2.1	xe13	0

PE3#show ip ospf neighbor

Total number of full neighbors: 2

OSPF process 1 VRF(default):

Neighbor ID	Pri	State	Dead Time	Address	Interface	Instance ID
10.0.1.1	1	Full/DR	00:00:30	10.33.1.2	xe17	0
10.0.1.44	1	Full/DR	00:00:36	10.33.44.2	xe15	0

PE4#show ip ospf neighbor

Total number of full neighbors: 2

OSPF process 1 VRF(default):

Neighbor ID	Pri	State	Dead Time	Address	Interface	Instance ID
10.0.1.33	1	Full/Backup	00:00:40	10.33.44.1	xe15	0
10.0.1.2	1	Full/DR	00:00:32	10.44.2.2	xe13	0

Validation 2

Verify that segment routing is enabled and that prefix SIDs are announced to other routers.

Verify that prefix SIDs are installed as labels in the MPLS forwarding table. Verify the same in FTN and ILM tables.

PE1 and PE2 Segment Routing Domain

PE1#show mpls forwarding-table

Codes: > - installed FTN, * - selected FTN, p - stale FTN,
 B - BGP FTN, K - CLI FTN, t - tunnel, P - SR Policy FTN,
 L - LDP FTN, R - RSVP-TE FTN, S - SNMP FTN, I - IGP-Shortcut,
 U - unknown FTN, O - SR-OSPF FTN, i - SR-ISIS FTN, k - SR-CLI FTN

Code	FEC	FTN-ID	Nhlfe-ID	Tunnel-id	Pri	LSP-Type	Out-Label	Out-Intf	
ELC	NextHop								
O>	10.0.1.1/32	2	5	0	Yes	LSP_DEFAULT	18000	xe2	
No	10.11.1.2								
O>	10.0.1.2/32	3	6	0	Yes	LSP_DEFAULT	19000	xe4	
No	10.11.2.2								
O>	10.0.1.22/32	1	1	0	Yes	LSP_DEFAULT	17000	xe6	
No	10.11.22.2								
O>	10.0.1.33/32	5	8	0	Yes	LSP_DEFAULT	20000	xe2	
No	10.11.1.2								
O>	10.0.1.44/32	4	7	0	Yes	LSP_DEFAULT	21000	xe4	No

```
PE1#show mpls ilm-table
Codes: > - installed ILM, * - selected ILM, p - stale ILM
      K - CLI ILM, T - MPLS-TP, s - Stitched ILM
      S - SNMP, L - LDP, R - RSVP, C - CRLDP
      B - BGP, K - CLI, V - LDP_VC, I - IGP_SHORTCUT
      O - OSPF/OSPF6 SR, i - ISIS_SR, k - SR_CLI
      P - SR Policy, U - unknown
```

Code	FEC/VRF/L2CKT	ILM-ID	In-Label	Out-Label	In-Intf	Out-Intf/VRF	Nexthop
LSP_Type	O> 10.0.1.33/32	8	20000	20000	N/A	xe2	10.11.1.2
LSP_DEFAULT	O> 10.0.1.22/32	2	17000	17000	N/A	xe6	10.11.22.2
LSP_DEFAULT	O> 10.0.1.11/32	1	16000	NoLabel	N/A	N/A	127.0.0.1
LSP_DEFAULT	O> 10.0.1.1/32	4	18000	18000	N/A	xe2	10.11.1.2
LSP_DEFAULT	O> 10.0.1.2/32	6	19000	19000	N/A	xe4	10.11.2.2
LSP_DEFAULT	O> 10.11.1.2/32	5	24961	3	N/A	xe2	10.11.1.2
LSP_DEFAULT	O> 10.11.22.2/32	3	24960	3	N/A	xe6	10.11.22.2
LSP_DEFAULT	O> 10.0.1.44/32	9	21000	21000	N/A	xe4	10.11.2.2
LSP_DEFAULT	O> 10.11.2.2/32	7	24962	3	N/A	xe4	10.11.2.2

```
PE1#show mpls ftn-table
Primary FTN entry with FEC: 10.0.1.1/32, id: 2, row status: Active
Owner: OSPF-SR, distance: 110, Action-type: Redirect to Tunnel, Exp-bits: 0x0, Incoming DSCP: none
Tunnel id: 0, Protected LSP id: 0, QoS Resource id: 0, Description: N/A
Cross connect ix: 3, in intf: - in label: 0 out-segment ix: 4
Owner: OSPF-SR, Persistent: No, Admin Status: Up, Oper Status: Up
Out-segment with ix: 4, owner: OSPF-SR, Stale: NO, out intf: xe2, out label: 18000
Nexthop addr: 10.11.1.2 cross connect ix: 3, op code: Push

Primary FTN entry with FEC: 10.0.1.2/32, id: 3, row status: Active
Owner: OSPF-SR, distance: 110, Action-type: Redirect to Tunnel, Exp-bits: 0x0, Incoming DSCP: none
Tunnel id: 0, Protected LSP id: 0, QoS Resource id: 0, Description: N/A
Cross connect ix: 5, in intf: - in label: 0 out-segment ix: 7
Owner: OSPF-SR, Persistent: No, Admin Status: Up, Oper Status: Up
Out-segment with ix: 7, owner: OSPF-SR, Stale: NO, out intf: xe4, out label: 19000
Nexthop addr: 10.11.2.2 cross connect ix: 5, op code: Push

Primary FTN entry with FEC: 10.0.1.22/32, id: 1, row status: Active
Owner: OSPF-SR, distance: 110, Action-type: Redirect to Tunnel, Exp-bits: 0x0, Incoming DSCP: none
Tunnel id: 0, Protected LSP id: 0, QoS Resource id: 0, Description: N/A
Cross connect ix: 1, in intf: - in label: 0 out-segment ix: 1
Owner: OSPF-SR, Persistent: No, Admin Status: Up, Oper Status: Up
Out-segment with ix: 1, owner: OSPF-SR, Stale: NO, out intf: xe6, out label: 17000
Nexthop addr: 10.11.22.2 cross connect ix: 1, op code: Push

Primary FTN entry with FEC: 10.0.1.33/32, id: 4, row status: Active
Owner: OSPF-SR, distance: 110, Action-type: Redirect to Tunnel, Exp-bits: 0x0, Incoming DSCP: none
Tunnel id: 0, Protected LSP id: 0, QoS Resource id: 0, Description: N/A
Cross connect ix: 7, in intf: - in label: 0 out-segment ix: 10
Owner: OSPF-SR, Persistent: No, Admin Status: Up, Oper Status: Up
Out-segment with ix: 10, owner: OSPF-SR, Stale: NO, out intf: xe2, out label: 20000
Nexthop addr: 10.11.1.2 cross connect ix: 7, op code: Push

Primary FTN entry with FEC: 10.0.1.44/32, id: 5, row status: Active
Owner: OSPF-SR, distance: 110, Action-type: Redirect to Tunnel, Exp-bits: 0x0, Incoming DSCP: none
```

```
Tunnel id: 0, Protected LSP id: 0, QoS Resource id: 0, Description: N/A
Cross connect ix: 8, in intf: - in label: 0 out-segment ix: 12
Owner: OSPF-SR, Persistent: No, Admin Status: Up, Oper Status: Up
Out-segment with ix: 12, owner: OSPF-SR, Stale: NO, out intf: xe4, out label: 21000
Nexthop addr: 10.11.2.2 cross connect ix: 8, op code: Push
```

P1 and P2 Segment Routing Mapping Server Domain

PE2#show mpls forwarding-table

Codes: > - installed FTN, * - selected FTN, p - stale FTN,
 B - BGP FTN, K - CLI FTN, t - tunnel, P - SR Policy FTN,
 L - LDP FTN, R - RSVP-TE FTN, S - SNMP FTN, I - IGP-Shortcut,
 U - unknown FTN, O - SR-OSPF FTN, i - SR-ISIS FTN, k - SR-CLI FTN

Code	FEC	FTN-ID	Nhlfe-ID	Tunnel-id	Pri	LSP-Type	Out-Label	Out-Intf	ELC	Nexthop
O>	10.0.1.1/32	1	4	0	Yes	LSP_DEFAULT	18000	xe7	No	10.22.1.2
O>	10.0.1.2/32	2	5	0	Yes	LSP_DEFAULT	19000	xe10	No	10.22.2.2
O>	10.0.1.33/32	4	7	0	Yes	LSP_DEFAULT	20000	xe7	No	10.22.1.2
O>	10.0.1.44/32	3	6	0	Yes	LSP_DEFAULT	21000	xe10	No	10.22.2.2

PE2#show mpls ilm-table

Codes: > - installed ILM, * - selected ILM, p - stale ILM
 K - CLI ILM, T - MPLS-TP, s - Stitched ILM
 S - SNMP, L - LDP, R - RSVP, C - CRLDP
 B - BGP, K - CLI, V - LDP VC, I - IGP_SHORTCUT
 O - OSPF/OSPF6 SR, i - ISIS SR, k - SR CLI
 P - SR Policy, U - unknown

Code	FEC/VRF/L2CKT	ILM-ID	In-Label	Out-Label	In-Intf	Out-Intf/VRF	Nexthop	LSP-Type
O>	10.0.1.33/32	9	20000	20000	N/A	xe7	10.22.1.2	LSP_DEFAULT
O>	10.0.1.11/32	2	16000	16000	N/A	xe6	10.11.22.1	LSP_DEFAULT
O>	10.0.1.1/32	5	18000	18000	N/A	xe7	10.22.1.2	LSP_DEFAULT
O>	10.0.1.22/32	1	17000	Nolabel	N/A	N/A	127.0.0.1	LSP_DEFAULT
O>	10.0.1.2/32	7	19000	19000	N/A	xe10	10.22.2.2	LSP_DEFAULT
O>	10.22.1.2/32	6	24961	3	N/A	xe7	10.22.1.2	LSP_DEFAULT
O>	10.11.22.1/32	4	24960	3	N/A	xe6	10.11.22.1	LSP_DEFAULT
O>	10.0.1.44/32	10	21000	21000	N/A	xe10	10.22.2.2	LSP_DEFAULT
O>	10.22.2.2/32	8	24962	3	N/A	xe10	10.22.2.2	LSP_DEFAULT

PE2#show mpls ftn-table

```
Primary FTN entry with FEC: 10.0.1.1/32, id: 2, row status: Active
Owner: OSPF-SR, distance: 110, Action-type: Redirect to Tunnel, Exp-bits: 0x0, Incoming DSCP: none
Tunnel id: 0, Protected LSP id: 0, QoS Resource id: 0, Description: N/A
Cross connect ix: 5, in intf: - in label: 0 out-segment ix: 6
Owner: OSPF-SR, Persistent: No, Admin Status: Down, Oper Status: Down
Out-segment with ix: 6, owner: OSPF-SR, Stale: NO, out intf: xe7, out label: 18000
Nexthop addr: 10.22.1.2 cross connect ix: 5, op code: Push
```

```
Primary FTN entry with FEC: 10.0.1.2/32, id: 3, row status: Active
Owner: OSPF-SR, distance: 110, Action-type: Redirect to Tunnel, Exp-bits: 0x0, Incoming DSCP: none
Tunnel id: 0, Protected LSP id: 0, QoS Resource id: 0, Description: N/A
Cross connect ix: 7, in intf: - in label: 0 out-segment ix: 8
Owner: OSPF-SR, Persistent: No, Admin Status: Down, Oper Status: Down
Out-segment with ix: 8, owner: OSPF-SR, Stale: NO, out intf: xe10, out label: 19000
Nexthop addr: 10.22.2.2 cross connect ix: 7, op code: Push
```

```
Primary FTN entry with FEC: 10.0.1.11/32, id: 1, row status: Active
Owner: OSPF-SR, distance: 110, Action-type: Redirect to Tunnel, Exp-bits: 0x0, Incoming DSCP: none
Tunnel id: 0, Protected LSP id: 0, QoS Resource id: 0, Description: N/A
Cross connect ix: 1, in intf: - in label: 0 out-segment ix: 1
Owner: OSPF-SR, Persistent: No, Admin Status: Up, Oper Status: Up
Out-segment with ix: 1, owner: OSPF-SR, Stale: NO, out intf: xe6, out label: 16000
Nexthop addr: 10.11.22.1 cross connect ix: 1, op code: Push
```

```
Primary FTN entry with FEC: 10.0.1.33/32, id: 4, row status: Active
Owner: OSPF-SR, distance: 110, Action-type: Redirect to Tunnel, Exp-bits: 0x0, Incoming DSCP: none
Tunnel id: 0, Protected LSP id: 0, QoS Resource id: 0, Description: N/A
Cross connect ix: 8, in intf: - in label: 0 out-segment ix: 11
```

Owner: OSPF-SR, Persistent: No, Admin Status: Down, Oper Status: Down
 Out-segment with ix: 11, owner: OSPF-SR, Stale: NO, out intf: xe7, out label: 20000
 Nexthop addr: 10.22.1.2 cross connect ix: 8, op code: Push

Primary FTN entry with FEC: 10.0.1.44/32, id: 5, row status: Active
 Owner: OSPF-SR, distance: 110, Action-type: Redirect to Tunnel, Exp-bits: 0x0, Incoming DSCP: none
 Tunnel id: 0, Protected LSP id: 0, QoS Resource id: 0, Description: N/A
 Cross connect ix: 9, in intf: - in label: 0 out-segment ix: 13
 Owner: OSPF-SR, Persistent: No, Admin Status: Down, Oper Status: Down
 Out-segment with ix: 13, owner: OSPF-SR, Stale: NO, out intf: xe10, out label: 21000
 Nexthop addr: 10.22.2.2 cross connect ix: 9, op code: Push

Pl#show mpls forwarding-table

Codes: > - installed FTN, * - selected FTN, p - stale FTN,
 B - BGP FTN, K - CLI FTN, t - tunnel, P - SR Policy FTN,
 L - LDP FTN, R - RSVP-TE FTN, S - SNMP FTN, I - IGP-Shortcut,
 U - unknown FTN, O - SR-OSPF FTN, i - SR-ISIS FTN, k - SR-CLI FTN

Code	FEC	FTN-ID	Nhlfe-ID	Tunnel-id	Pri	LSP-Type	Out-Label	Out-Intf	ELC	Nexthop
O>	10.0.1.2/32	1	1	0	Yes	LSP_DEFAULT	19000	xe11	No	10.1.1.2
O>	10.0.1.22/32	2	2	0	Yes	LSP_DEFAULT	17000	xe7	No	10.22.1.1
L>	10.0.1.33/32	4	7	-	-	LSP_DEFAULT	3	xe17	No	10.33.1.1
L>	10.0.1.44/32	5	8	-	-	LSP_DEFAULT	24326	xe17	No	10.33.1.1
O	10.0.1.44/32	3	6	0	Yes	LSP_DEFAULT	21000	xe11	No	10.1.1.2
L>	10.33.44.0/30	6	7	-	-	LSP_DEFAULT	3	xe17	No	10.33.1.1

Pl#show mpls ilm-table

Codes: > - installed ILM, * - selected ILM, p - stale ILM
 K - CLI ILM, T - MPLS-TP, s - Stitched ILM
 S - SNMP, L - LDP, R - RSVP, C - CRLDP
 B - BGP, K - CLI, V - LDP VC, I - IGP_SHORTCUT
 O - OSPF/OSPF6 SR, i - ISIS SR, k - SR CLI
 P - SR Policy, U - unknown

Code	FEC/VRF/L2CKT	ILM-ID	In-Label	Out-Label	In-Intf	Out-Intf/VRF	Nexthop	LSP-Type
O>	10.1.1.2/32	7	24962	3	N/A	xe11	10.1.1.2	LSP_DEFAULT
O>	10.0.1.1/32	1	18000	Nolabel	N/A	N/A	127.0.0.1	LSP_DEFAULT
O>	10.0.1.11/32	2	16000	16000	N/A	xe2	10.11.1.1	LSP_DEFAULT
O>	10.0.1.22/32	3	17000	17000	N/A	xe7	10.22.1.1	LSP_DEFAULT
O>	10.11.1.1/32	4	24960	3	N/A	xe2	10.11.1.1	LSP_DEFAULT
s O>	10.0.1.33/32	17	20000	3	N/A	xe17	10.33.1.1	LSP_DEFAULT
O>	10.0.1.2/32	6	19000	19000	N/A	xe11	10.1.1.2	LSP_DEFAULT
O>	10.0.1.44/32	18	21000	21000	N/A	xe11	10.1.1.2	LSP_DEFAULT
O>	10.22.1.1/32	5	24961	3	N/A	xe7	10.22.1.1	LSP_DEFAULT
s L>	10.0.1.22/32	11	25602	17000	N/A	xe7	10.22.1.1	LSP_DEFAULT
s L>	10.0.1.2/32	9	25600	19000	N/A	xe11	10.1.1.2	LSP_DEFAULT
O>	10.33.1.1/32	8	24963	3	N/A	xe17	10.33.1.1	LSP_DEFAULT
s L>	10.0.1.11/32	10	25601	16000	N/A	xe2	10.11.1.1	LSP_DEFAULT
L>	10.22.2.0/30	15	25606	Nolabel	N/A	N/A	127.0.0.1	LSP_DEFAULT
L>	10.11.2.0/30	13	25604	Nolabel	N/A	N/A	127.0.0.1	LSP_DEFAULT
L>	10.11.22.0/30	14	25605	Nolabel	N/A	N/A	127.0.0.1	LSP_DEFAULT
L>	10.44.2.0/30	16	25607	Nolabel	N/A	N/A	127.0.0.1	LSP_DEFAULT

Pl#show mpls ftn-table

Primary FTN entry with FEC: 10.0.1.2/32, id: 3, row status: Active
 Owner: OSPF-SR, distance: 110, Action-type: Redirect to Tunnel, Exp-bits: 0x0, Incoming DSCP: none
 Tunnel id: 0, Protected LSP id: 0, QoS Resource id: 0, Description: N/A
 Cross connect ix: 5, in intf: - in label: 0 out-segment ix: 7
 Owner: OSPF-SR, Persistent: No, Admin Status: Up, Oper Status: Up
 Out-segment with ix: 7, owner: OSPF-SR, Stale: NO, out intf: xe11, out label: 19000
 Nexthop addr: 10.1.1.2 cross connect ix: 5, op code: Push

Primary FTN entry with FEC: 10.0.1.11/32, id: 1, row status: Active
 Owner: OSPF-SR, distance: 110, Action-type: Redirect to Tunnel, Exp-bits: 0x0, Incoming DSCP: none
 Tunnel id: 0, Protected LSP id: 0, QoS Resource id: 0, Description: N/A
 Cross connect ix: 1, in intf: - in label: 0 out-segment ix: 1
 Owner: OSPF-SR, Persistent: No, Admin Status: Up, Oper Status: Up
 Out-segment with ix: 1, owner: OSPF-SR, Stale: NO, out intf: xe2, out label: 16000
 Nexthop addr: 10.11.1.1 cross connect ix: 1, op code: Push

Primary FTN entry with FEC: 10.0.1.22/32, id: 2, row status: Active
 Owner: OSPF-SR, distance: 110, Action-type: Redirect to Tunnel, Exp-bits: 0x0, Incoming DSCP: none
 Tunnel id: 0, Protected LSP id: 0, QoS Resource id: 0, Description: N/A

Cross connect ix: 4, in intf: - in label: 0 out-segment ix: 6
 Owner: OSPF-SR, Persistent: No, Admin Status: Up, Oper Status: Up
 Out-segment with ix: 6, owner: OSPF-SR, Stale: NO, out intf: xe7, out label: 17000
 Nexthop addr: 10.22.1.1 cross connect ix: 4, op code: Push

Primary FTN entry with FEC: 10.0.1.33/32, id: 4, row status: Active
 Owner: LDP, distance: 0, Action-type: Redirect to LSP, Exp-bits: 0x0, Incoming DSCP: none
 Tunnel id: 0, Protected LSP id: 0, Description: N/A
 Cross connect ix: 7, in intf: - in label: 0 out-segment ix: 10
 Owner: N/A, Persistent: No, Admin Status: Up, Oper Status: Up
 Out-segment with ix: 10, owner: N/A, Stale: NO, out intf: xe17, out label: 3
 Nexthop addr: 10.33.1.1 cross connect ix: 7, op code: Push

Primary FTN entry with FEC: 10.0.1.44/32, id: 7, row status: Active
 Owner: LDP, distance: 0, Action-type: Redirect to LSP, Exp-bits: 0x0, Incoming DSCP: none
 Tunnel id: 0, Protected LSP id: 0, Description: N/A
 Cross connect ix: 9, in intf: - in label: 0 out-segment ix: 13
 Owner: LDP, Persistent: No, Admin Status: Up, Oper Status: Up
 Out-segment with ix: 13, owner: LDP, Stale: NO, out intf: xe17, out label: 25601
 Nexthop addr: 10.33.1.1 cross connect ix: 9, op code: Push

Primary FTN entry with FEC: 10.0.1.44/32, id: 6, row status: Active
 Owner: OSPF-SR, distance: 110, Action-type: Redirect to Tunnel, Exp-bits: 0x0, Incoming DSCP: none
 Tunnel id: 0, Protected LSP id: 0, QoS Resource id: 0, Description: N/A
 Cross connect ix: 8, in intf: - in label: 0 out-segment ix: 11
 Owner: OSPF-SR, Persistent: No, Admin Status: Down, Oper Status: Down
 Out-segment with ix: 11, owner: OSPF-SR, Stale: NO, out intf: xe11, out label: 21000
 Nexthop addr: 10.1.1.2 cross connect ix: 8, op code: Push

Primary FTN entry with FEC: 10.33.44.0/30, id: 5, row status: Active
 Owner: LDP, distance: 0, Action-type: Redirect to LSP, Exp-bits: 0x0, Incoming DSCP: none
 Tunnel id: 0, Protected LSP id: 0, Description: N/A
 Cross connect ix: 7, in intf: - in label: 0 out-segment ix: 10
 Owner: N/A, Persistent: No, Admin Status: Up, Oper Status: Up
 Out-segment with ix: 10, owner: N/A, Stale: NO, out intf: xe17, out label: 3
 Nexthop addr: 10.33.1.1 cross connect ix: 7, op code: Push

P2#show mpls forwarding-table

Codes: > - installed FTN, * - selected FTN, p - stale FTN,
 B - BGP FTN, K - CLI FTN, t - tunnel, P - SR Policy FTN,
 L - LDP FTN, R - RSVP-TE FTN, S - SNMP FTN, I - IGP-Shortcut,
 U - unknown FTN, O - SR-OSPF FTN, i - SR-ISIS FTN, k - SR-CLI FTN

Code	FEC	FTN-ID	Nhlfe-ID	Tunnel-id	Pri	LSP-Type	Out-Label	Out-Intf	ELC	Nexthop
O>	10.0.1.1/32	1	2	0	Yes	LSP_DEFAULT	18000	xe11	No	10.1.1.1
O>	10.0.1.22/32	2	3	0	Yes	LSP_DEFAULT	17000	xe10	No	10.22.2.1
L>	10.0.1.33/32	6	8	-	-	LSP_DEFAULT	24326	xe13	No	10.44.2.1
O	10.0.1.33/32	5	7	0	Yes	LSP_DEFAULT	20000	xe11	No	10.1.1.1
L>	10.0.1.44/32	3	6	-	-	LSP_DEFAULT	3	xe13	No	10.44.2.1
L>	10.33.44.0/30	4	6	-	-	LSP_DEFAULT	3	xe13	No	10.44.2.1

P2#show mpls ilm-table

Codes: > - installed ILM, * - selected ILM, p - stale ILM
 K - CLI ILM, T - MPLS-TP, s - Stitched ILM
 S - SNMP, L - LDP, R - RSVP, C - CRLDP
 B - BGP, K - CLI, V - LDP_VC, I - IGP_SHORTCUT
 O - OSPF/OSPF6 SR, i - ISIS SR, k - SR CLI
 P - SR Policy, U - unknown

Code	FEC/VRF/L2CKT	ILM-ID	In-Label	Out-Label	In-Intf	Out-Intf/VRF	Nexthop	LSP-Type
O>	10.11.2.1/32	7	24322	3	N/A	xe4	10.11.2.1	LSP_DEFAULT
O>	10.0.1.2/32	1	19000	NoLabel	N/A	N/A	127.0.0.1	LSP_DEFAULT
O>	10.0.1.22/32	4	17000	17000	N/A	xe10	10.22.2.1	LSP_DEFAULT
O>	10.0.1.11/32	3	16000	16000	N/A	xe4	10.11.2.1	LSP_DEFAULT
O>	10.0.1.1/32	2	18000	18000	N/A	xe11	10.1.1.1	LSP_DEFAULT
O>	10.1.1.1/32	5	24320	3	N/A	xe11	10.1.1.1	LSP_DEFAULT

s O>	10.0.1.44/32	32	21000	3	N/A	xe13	10.44.2.1	LSP_DEFAULT
O>	10.0.1.33/32	31	20000	20000	N/A	xe11	10.1.1.1	LSP_DEFAULT
O>	10.22.2.1/32	6	24321	3	N/A	xe10	10.22.2.1	LSP_DEFAULT
s L>	10.0.1.22/32	22	25602	17000	N/A	xe10	10.22.2.1	LSP_DEFAULT
s L>	10.0.1.1/32	17	25600	18000	N/A	xe11	10.1.1.1	LSP_DEFAULT
O>	10.44.2.1/32	8	24323	3	N/A	xe13	10.44.2.1	LSP_DEFAULT
s L>	10.0.1.11/32	19	25601	16000	N/A	xe4	10.11.2.1	LSP_DEFAULT
L>	10.22.1.0/30	26	25606	Nolabel	N/A	N/A	127.0.0.1	LSP_DEFAULT
L>	10.11.1.0/30	24	25604	Nolabel	N/A	N/A	127.0.0.1	LSP_DEFAULT
L>	10.11.22.0/30	25	25605	Nolabel	N/A	N/A	127.0.0.1	LSP_DEFAULT
L>	10.33.1.0/30	30	25607	Nolabel	N/A	N/A	127.0.0.1	LSP_DEFAULT

P2#show mpls ftn-table

Primary FTN entry with FEC: 10.0.1.1/32, id: 1, row status: Active
 Owner: OSPF-SR, distance: 110, Action-type: Redirect to Tunnel, Exp-bits: 0x0, Incoming DSCP: none

Tunnel id: 0, Protected LSP id: 0, QoS Resource id: 0, Description: N/A
 Cross connect ix: 1, in intf: - in label: 0 out-segment ix: 1
 Owner: OSPF-SR, Persistent: No, Admin Status: Up, Oper Status: Up
 Out-segment with ix: 1, owner: OSPF-SR, Stale: NO, out intf: xe11, out label: 18000
 Nexthop addr: 10.1.1.1 cross connect ix: 1, op code: Push

Primary FTN entry with FEC: 10.0.1.11/32, id: 2, row status: Active
 Owner: OSPF-SR, distance: 110, Action-type: Redirect to Tunnel, Exp-bits: 0x0, Incoming DSCP: none

Tunnel id: 0, Protected LSP id: 0, QoS Resource id: 0, Description: N/A
 Cross connect ix: 6, in intf: - in label: 0 out-segment ix: 9
 Owner: OSPF-SR, Persistent: No, Admin Status: Up, Oper Status: Up
 Out-segment with ix: 9, owner: OSPF-SR, Stale: NO, out intf: xe4, out label: 16000
 Nexthop addr: 10.11.2.1 cross connect ix: 6, op code: Push

Primary FTN entry with FEC: 10.0.1.22/32, id: 3, row status: Active
 Owner: OSPF-SR, distance: 110, Action-type: Redirect to Tunnel, Exp-bits: 0x0, Incoming DSCP: none

Tunnel id: 0, Protected LSP id: 0, QoS Resource id: 0, Description: N/A
 Cross connect ix: 5, in intf: - in label: 0 out-segment ix: 8
 Owner: OSPF-SR, Persistent: No, Admin Status: Up, Oper Status: Up
 Out-segment with ix: 8, owner: OSPF-SR, Stale: NO, out intf: xe10, out label: 17000
 Nexthop addr: 10.22.2.1 cross connect ix: 5, op code: Push

Primary FTN entry with FEC: 10.0.1.33/32, id: 7, row status: Active
 Owner: LDP, distance: 0, Action-type: Redirect to LSP, Exp-bits: 0x0, Incoming DSCP: none

Tunnel id: 0, Protected LSP id: 0, Description: N/A
 Cross connect ix: 9, in intf: - in label: 0 out-segment ix: 13
 Owner: LDP, Persistent: No, Admin Status: Up, Oper Status: Up
 Out-segment with ix: 13, owner: LDP, Stale: NO, out intf: xe13, out label: 25600
 Nexthop addr: 10.44.2.1 cross connect ix: 9, op code: Push

Primary FTN entry with FEC: 10.0.1.33/32, id: 6, row status: Active
 Owner: OSPF-SR, distance: 110, Action-type: Redirect to Tunnel, Exp-bits: 0x0, Incoming DSCP: none

Tunnel id: 0, Protected LSP id: 0, QoS Resource id: 0, Description: N/A
 Cross connect ix: 8, in intf: - in label: 0 out-segment ix: 11
 Owner: OSPF-SR, Persistent: No, Admin Status: Down, Oper Status: Down
 Out-segment with ix: 11, owner: OSPF-SR, Stale: NO, out intf: xe11, out label: 20000
 Nexthop addr: 10.1.1.1 cross connect ix: 8, op code: Push

Primary FTN entry with FEC: 10.0.1.44/32, id: 4, row status: Active

Owner: LDP, distance: 0, Action-type: Redirect to LSP, Exp-bits: 0x0, Incoming DSCP: none
 Tunnel id: 0, Protected LSP id: 0, Description: N/A
 Cross connect ix: 7, in intf: - in label: 0 out-segment ix: 10
 Owner: N/A, Persistent: No, Admin Status: Up, Oper Status: Up
 Out-segment with ix: 10, owner: N/A, Stale: NO, out intf: xe13, out label: 3
 Nexthop addr: 10.44.2.1 cross connect ix: 7, op code: Push

Primary FTN entry with FEC: 10.33.44.0/30, id: 5, row status: Active
 Owner: LDP, distance: 0, Action-type: Redirect to LSP, Exp-bits: 0x0, Incoming DSCP: none
 Tunnel id: 0, Protected LSP id: 0, Description: N/A
 Cross connect ix: 7, in intf: - in label: 0 out-segment ix: 10
 Owner: N/A, Persistent: No, Admin Status: Up, Oper Status: Up
 Out-segment with ix: 10, owner: N/A, Stale: NO, out intf: xe13, out label: 3
 Nexthop addr: 10.44.2.1 cross connect ix: 7, op code: Push

PE3 and PE4 LDP Domain

PE3#show mpls forwarding-table

Codes: > - installed FTN, * - selected FTN, p - stale FTN,
 B - BGP FTN, K - CLI FTN, t - tunnel, P - SR Policy FTN,
 L - LDP FTN, R - RSVP-TE FTN, S - SNMP FTN, I - IGP-Shortcut,
 U - unknown FTN, O - SR-OSPF FTN, i - SR-ISIS FTN, k - SR-CLI FTN

Code	FEC	FTN-ID	Nhlfe-ID	Tunnel-id	Pri	LSP-Type	Out-Label	Out-Intf	ELC	Nexthop
L>	10.0.1.1/32	4	3	-	-	LSP_DEFAULT	3	xe17	No	10.33.1.2
L>	10.0.1.2/32	3	2	-	-	LSP_DEFAULT	24320	xe15	No	10.33.44.2
				-	-	LSP_DEFAULT	24960	xe17	No	10.33.1.2
L>	10.0.1.22/32	7	15	-	-	LSP_DEFAULT	24961	xe17	No	10.33.1.2
L>	10.0.1.44/32	1	1	-	-	LSP_DEFAULT	3	xe15	No	10.33.44.2
L>	10.1.1.0/30	8	3	-	-	LSP_DEFAULT	3	xe17	No	10.33.1.2
L>	10.11.1.0/30	9	3	-	-	LSP_DEFAULT	3	xe17	No	10.33.1.2
L>	10.11.2.0/30	5	4	-	-	LSP_DEFAULT	24322	xe15	No	10.33.44.2
				-	-	LSP_DEFAULT	24962	xe17	No	10.33.1.2
L>	10.11.22.0/30	10	18	-	-	LSP_DEFAULT	24963	xe17	No	10.33.1.2
L>	10.22.1.0/30	11	3	-	-	LSP_DEFAULT	3	xe17	No	10.33.1.2
L>	10.22.2.0/30	6	5	-	-	LSP_DEFAULT	24323	xe15	No	10.33.44.2
				-	-	LSP_DEFAULT	24964	xe17	No	10.33.1.2
L>	10.44.2.0/30	2	1	-	-	LSP_DEFAULT	3	xe15	No	10.33.44.2

PE3#show mpls ilm-table

Codes: > - installed ILM, * - selected ILM, p - stale ILM
 K - CLI ILM, T - MPLS-TP, s - Stitched ILM
 S - SNMP, L - LDP, R - RSVP, C - CRLDP
 B - BGP, K - CLI, V - LDP_VC, I - IGP_SHORTCUT
 O - OSPF/OSPF6 SR, i - ISIS SR, k - SR CLI
 P - SR Policy, U - unknown

Code	FEC/VRF/L2CKT	ILM-ID	In-Label	Out-Label	In-Intf	Out-Intf/VRF	Nexthop	LSP-Type
L>	10.1.1.0/30	8	25605	3	N/A	xe17	10.33.1.2	LSP_DEFAULT
L>	10.0.1.11/32	4	25602	25601	N/A	xe17	10.33.1.2	LSP_DEFAULT
L>	10.0.1.1/32	1	25600	3	N/A	xe17	10.33.1.2	LSP_DEFAULT
L>	10.0.1.44/32	2	25601	3	N/A	xe15	10.33.44.2	LSP_DEFAULT
L>	10.0.1.22/32	6	25603	25602	N/A	xe17	10.33.1.2	LSP_DEFAULT
L>	10.11.22.0/30	11	25608	25605	N/A	xe17	10.33.1.2	LSP_DEFAULT
L>	10.11.1.0/30	9	25606	3	N/A	xe17	10.33.1.2	LSP_DEFAULT
L>	10.22.1.0/30	12	25609	3	N/A	xe17	10.33.1.2	LSP_DEFAULT

PE3# show mpls ftn-table

Primary FTN entry with FEC: 10.0.1.1/32, id: 1, row status: Active
 Owner: LDP, distance: 0, Action-type: Redirect to LSP, Exp-bits: 0x0, Incoming DSCP: none
 Tunnel id: 0, Protected LSP id: 0, Description: N/A
 Cross connect ix: 1, in intf: - in label: 0 out-segment ix: 1
 Owner: N/A, Persistent: No, Admin Status: Up, Oper Status: Up
 Out-segment with ix: 1, owner: N/A, Stale: NO, out intf: xe17, out label: 3
 Nexthop addr: 10.33.1.2 cross connect ix: 1, op code: Push

Primary FTN entry with FEC: 10.0.1.2/32, id: 3, row status: Active
Owner: LDP, distance: 0, Action-type: Redirect to LSP, Exp-bits: 0x0, Incoming DSCP: none
Tunnel id: 0, Protected LSP id: 0, Description: N/A
Cross connect ix: 2, in intf: - in label: 0 out-segment ix: 2
Owner: LDP, Persistent: No, Admin Status: Up, Oper Status: Up
Out-segment with ix: 2, owner: LDP, Stale: NO, out intf: xe17, out label: 25600
Nexthop addr: 10.33.1.2 cross connect ix: 2, op code: Push

Cross connect ix: 2, in intf: - in label: 0 out-segment ix: 3
Owner: LDP, Persistent: No, Admin Status: Down, Oper Status: Not present
Out-segment with ix: 3, owner: LDP, Stale: NO, out intf: xe15, out label: 25601
Nexthop addr: 10.33.44.2 cross connect ix: 2, op code: Push

Primary FTN entry with FEC: 10.0.1.11/32, id: 4, row status: Active
Owner: LDP, distance: 0, Action-type: Redirect to LSP, Exp-bits: 0x0, Incoming DSCP: none
Tunnel id: 0, Protected LSP id: 0, Description: N/A
Cross connect ix: 4, in intf: - in label: 0 out-segment ix: 5
Owner: LDP, Persistent: No, Admin Status: Up, Oper Status: Up
Out-segment with ix: 5, owner: LDP, Stale: NO, out intf: xe17, out label: 25601
Nexthop addr: 10.33.1.2 cross connect ix: 4, op code: Push

Primary FTN entry with FEC: 10.0.1.22/32, id: 5, row status: Active
Owner: LDP, distance: 0, Action-type: Redirect to LSP, Exp-bits: 0x0, Incoming DSCP: none
Tunnel id: 0, Protected LSP id: 0, Description: N/A
Cross connect ix: 6, in intf: - in label: 0 out-segment ix: 7
Owner: LDP, Persistent: No, Admin Status: Up, Oper Status: Up
Out-segment with ix: 7, owner: LDP, Stale: NO, out intf: xe17, out label: 25602
Nexthop addr: 10.33.1.2 cross connect ix: 6, op code: Push

Primary FTN entry with FEC: 10.0.1.44/32, id: 6, row status: Active
Owner: LDP, distance: 0, Action-type: Redirect to LSP, Exp-bits: 0x0, Incoming DSCP: none
Tunnel id: 0, Protected LSP id: 0, Description: N/A
Cross connect ix: 7, in intf: - in label: 0 out-segment ix: 4
Owner: N/A, Persistent: No, Admin Status: Up, Oper Status: Up
Out-segment with ix: 4, owner: N/A, Stale: NO, out intf: xe15, out label: 3
Nexthop addr: 10.33.44.2 cross connect ix: 7, op code: Push

Primary FTN entry with FEC: 10.1.1.0/30, id: 7, row status: Active
Owner: LDP, distance: 0, Action-type: Redirect to LSP, Exp-bits: 0x0, Incoming DSCP: none
Tunnel id: 0, Protected LSP id: 0, Description: N/A
Cross connect ix: 1, in intf: - in label: 0 out-segment ix: 1
Owner: N/A, Persistent: No, Admin Status: Up, Oper Status: Up
Out-segment with ix: 1, owner: N/A, Stale: NO, out intf: xe17, out label: 3
Nexthop addr: 10.33.1.2 cross connect ix: 1, op code: Push

Primary FTN entry with FEC: 10.11.1.0/30, id: 8, row status: Active
Owner: LDP, distance: 0, Action-type: Redirect to LSP, Exp-bits: 0x0, Incoming DSCP: none
Tunnel id: 0, Protected LSP id: 0, Description: N/A
Cross connect ix: 1, in intf: - in label: 0 out-segment ix: 1
Owner: N/A, Persistent: No, Admin Status: Up, Oper Status: Up
Out-segment with ix: 1, owner: N/A, Stale: NO, out intf: xe17, out label: 3
Nexthop addr: 10.33.1.2 cross connect ix: 1, op code: Push

Primary FTN entry with FEC: 10.11.2.0/30, id: 9, row status: Active
 Owner: LDP, distance: 0, Action-type: Redirect to LSP, Exp-bits: 0x0, Incoming DSCP: none
 Tunnel id: 0, Protected LSP id: 0, Description: N/A
 Cross connect ix: 8, in intf: - in label: 0 out-segment ix: 9
 Owner: LDP, Persistent: No, Admin Status: Up, Oper Status: Up
 Out-segment with ix: 9, owner: LDP, Stale: NO, out intf: xe17, out label: 25604
 Nexthop addr: 10.33.1.2 cross connect ix: 8, op code: Push

 Cross connect ix: 8, in intf: - in label: 0 out-segment ix: 6
 Owner: LDP, Persistent: No, Admin Status: Down, Oper Status: Not present
 Out-segment with ix: 6, owner: LDP, Stale: NO, out intf: xe15, out label: 25607
 Nexthop addr: 10.33.44.2 cross connect ix: 8, op code: Push

Primary FTN entry with FEC: 10.11.22.0/30, id: 10, row status: Active
 Owner: LDP, distance: 0, Action-type: Redirect to LSP, Exp-bits: 0x0, Incoming DSCP: none
 Tunnel id: 0, Protected LSP id: 0, Description: N/A
 Cross connect ix: 9, in intf: - in label: 0 out-segment ix: 10
 Owner: LDP, Persistent: No, Admin Status: Up, Oper Status: Up
 Out-segment with ix: 10, owner: LDP, Stale: NO, out intf: xe17, out label: 25605
 Nexthop addr: 10.33.1.2 cross connect ix: 9, op code: Push

Primary FTN entry with FEC: 10.22.1.0/30, id: 11, row status: Active
 Owner: LDP, distance: 0, Action-type: Redirect to LSP, Exp-bits: 0x0, Incoming DSCP: none
 Tunnel id: 0, Protected LSP id: 0, Description: N/A
 Cross connect ix: 1, in intf: - in label: 0 out-segment ix: 1
 Owner: N/A, Persistent: No, Admin Status: Up, Oper Status: Up
 Out-segment with ix: 1, owner: N/A, Stale: NO, out intf: xe17, out label: 3
 Nexthop addr: 10.33.1.2 cross connect ix: 1, op code: Push

Primary FTN entry with FEC: 10.22.2.0/30, id: 12, row status: Active
 Owner: LDP, distance: 0, Action-type: Redirect to LSP, Exp-bits: 0x0, Incoming DSCP: none
 Tunnel id: 0, Protected LSP id: 0, Description: N/A
 Cross connect ix: 10, in intf: - in label: 0 out-segment ix: 11
 Owner: LDP, Persistent: No, Admin Status: Up, Oper Status: Up
 Out-segment with ix: 11, owner: LDP, Stale: NO, out intf: xe17, out label: 25606
 Nexthop addr: 10.33.1.2 cross connect ix: 10, op code: Push

 Cross connect ix: 10, in intf: - in label: 0 out-segment ix: 8
 Owner: LDP, Persistent: No, Admin Status: Down, Oper Status: Not present
 Out-segment with ix: 8, owner: LDP, Stale: NO, out intf: xe15, out label: 25610
 Nexthop addr: 10.33.44.2 cross connect ix: 10, op code: Push

Primary FTN entry with FEC: 10.44.2.0/30, id: 13, row status: Active
 Owner: LDP, distance: 0, Action-type: Redirect to LSP, Exp-bits: 0x0, Incoming DSCP: none
 Tunnel id: 0, Protected LSP id: 0, Description: N/A
 Cross connect ix: 7, in intf: - in label: 0 out-segment ix: 4
 Owner: N/A, Persistent: No, Admin Status: Up, Oper Status: Up
 Out-segment with ix: 4, owner: N/A, Stale: NO, out intf: xe15, out label: 3
 Nexthop addr: 10.33.44.2 cross connect ix: 7, op code: Push

PE4#show mpls forwarding-table
 Codes: > - installed FTN, * - selected FTN, p - stale FTN,
 B - BGP FTN, K - CLI FTN, t - tunnel, P - SR Policy FTN,
 L - LDP FTN, R - RSVP-TE FTN, S - SNMP FTN, I - IGP-Shortcut,
 U - unknown FTN, O - SR-OSPF FTN, i - SR-ISIS FTN, k - SR-CLI FTN

Code	FEC	FTN-ID	Nhlfe-ID	Tunnel-id	Pri	LSP-Type	Out-Label	Out-Intf	ELC	Nexthop
L>	10.0.1.1/32	3	2	-	-	LSP_DEFAULT	24320	xe13	No	10.33.44.1

L>	10.0.1.2/32	6	11	-	-	LSP_DEFAULT	24320	xe15	No	10.44.2.2
L>	10.0.1.22/32	7	15	-	-	LSP_DEFAULT	3	xe15	No	10.44.2.2
L>	10.0.1.33/32	1	1	-	-	LSP_DEFAULT	24321	xe15	No	10.44.2.2
L>	10.1.1.0/30	8	11	-	-	LSP_DEFAULT	3	xe13	No	10.33.44.1
L>	10.11.1.0/30	4	3	-	-	LSP_DEFAULT	24323	xe15	No	10.44.2.2
L>	10.11.2.0/30	9	11	-	-	LSP_DEFAULT	24322	xe13	No	10.33.44.1
L>	10.11.22.0/30	10	18	-	-	LSP_DEFAULT	24322	xe15	No	10.44.2.2
L>	10.22.1.0/30	5	4	-	-	LSP_DEFAULT	24323	xe15	No	10.44.2.2
L>	10.22.2.0/30	11	11	-	-	LSP_DEFAULT	24325	xe13	No	10.33.44.1
L>	10.33.1.0/30	2	1	-	-	LSP_DEFAULT	24324	xe15	No	10.44.2.2
L>						LSP_DEFAULT	3	xe15	No	10.44.2.2
L>						LSP_DEFAULT	3	xe13	No	10.33.44.1

```
PE4# show mpls ilm-table
Codes: > - installed ILM, * - selected ILM, p - stale ILM
       K - CLI ILM, T - MPLS-TP, s - Stitched ILM
       S - SNMP, L - LDP, R - RSVP, C - CRLDP
       B - BGP, K - CLI, V - LDP_VC, I - IGP_SHORTCUT
       O - OSPF/OSPF6 SR, i - ISIS SR, k - SR CLI
       P - SR Policy, U - unknown
```

Code	FEC/VRF/L2CKT	ILM-ID	In-Label	Out-Label	In-Intf	Out-Intf/VRF	Nexthop	LSP-Type
L>	10.11.2.0/30	8	25607	3	N/A	xe13	10.44.2.2	LSP_DEFAULT
L>	10.0.1.22/32	4	25603	25602	N/A	xe13	10.44.2.2	LSP_DEFAULT
L>	10.0.1.2/32	2	25601	3	N/A	xe13	10.44.2.2	LSP_DEFAULT
L>	10.0.1.33/32	1	25600	3	N/A	xe15	10.33.44.1	LSP_DEFAULT
L>	10.0.1.11/32	3	25602	25601	N/A	xe13	10.44.2.2	LSP_DEFAULT
L>	10.1.1.0/30	6	25605	3	N/A	xe13	10.44.2.2	LSP_DEFAULT
L>	10.22.2.0/30	11	25610	3	N/A	xe13	10.44.2.2	LSP_DEFAULT
L>	10.11.22.0/30	9	25608	25605	N/A	xe13	10.44.2.2	LSP_DEFAULT

```
PE4#show mpls ftn-table
```

```
Primary FTN entry with FEC: 10.0.1.1/32, id: 1, row status: Active
Owner: LDP, distance: 0, Action-type: Redirect to LSP, Exp-bits: 0x0, Incoming DSCP: none
Tunnel id: 0, Protected LSP id: 0, Description: N/A
Cross connect ix: 1, in intf: - in label: 0 out-segment ix: 1
Owner: LDP, Persistent: No, Admin Status: Up, Oper Status: Up
Out-segment with ix: 1, owner: LDP, Stale: NO, out intf: xe13, out label: 25600
Nexthop addr: 10.44.2.2 cross connect ix: 1, op code: Push

Cross connect ix: 1, in intf: - in label: 0 out-segment ix: 10
Owner: LDP, Persistent: No, Admin Status: Down, Oper Status: Not present
Out-segment with ix: 10, owner: LDP, Stale: NO, out intf: xe15, out label: 25600
Nexthop addr: 10.33.44.1 cross connect ix: 1, op code: Push
```

```
Primary FTN entry with FEC: 10.0.1.2/32, id: 2, row status: Active
Owner: LDP, distance: 0, Action-type: Redirect to LSP, Exp-bits: 0x0, Incoming DSCP: none
Tunnel id: 0, Protected LSP id: 0, Description: N/A
Cross connect ix: 2, in intf: - in label: 0 out-segment ix: 2
Owner: N/A, Persistent: No, Admin Status: Up, Oper Status: Up
Out-segment with ix: 2, owner: N/A, Stale: NO, out intf: xe13, out label: 3
Nexthop addr: 10.44.2.2 cross connect ix: 2, op code: Push
```

```
Primary FTN entry with FEC: 10.0.1.11/32, id: 3, row status: Active
Owner: LDP, distance: 0, Action-type: Redirect to LSP, Exp-bits: 0x0, Incoming DSCP: none
Tunnel id: 0, Protected LSP id: 0, Description: N/A
Cross connect ix: 3, in intf: - in label: 0 out-segment ix: 3
Owner: LDP, Persistent: No, Admin Status: Up, Oper Status: Up
Out-segment with ix: 3, owner: LDP, Stale: NO, out intf: xe13, out label: 25601
Nexthop addr: 10.44.2.2 cross connect ix: 3, op code: Push
```

```
Primary FTN entry with FEC: 10.0.1.22/32, id: 4, row status: Active
Owner: LDP, distance: 0, Action-type: Redirect to LSP, Exp-bits: 0x0, Incoming DSCP: none
```

Tunnel id: 0, Protected LSP id: 0, Description: N/A
Cross connect ix: 4, in intf: - in label: 0 out-segment ix: 4
Owner: LDP, Persistent: No, Admin Status: Up, Oper Status: Up
Out-segment with ix: 4, owner: LDP, Stale: NO, out intf: xe13, out label: 25602
Nexthop addr: 10.44.2.2 cross connect ix: 4, op code: Push

Primary FTN entry with FEC: 10.0.1.33/32, id: 5, row status: Active
Owner: LDP, distance: 0, Action-type: Redirect to LSP, Exp-bits: 0x0, Incoming DSCP: none
Tunnel id: 0, Protected LSP id: 0, Description: N/A
Cross connect ix: 5, in intf: - in label: 0 out-segment ix: 11
Owner: N/A, Persistent: No, Admin Status: Up, Oper Status: Up
Out-segment with ix: 11, owner: N/A, Stale: NO, out intf: xe15, out label: 3
Nexthop addr: 10.33.44.1 cross connect ix: 5, op code: Push

Primary FTN entry with FEC: 10.1.1.0/30, id: 6, row status: Active
Owner: LDP, distance: 0, Action-type: Redirect to LSP, Exp-bits: 0x0, Incoming DSCP: none
Tunnel id: 0, Protected LSP id: 0, Description: N/A
Cross connect ix: 2, in intf: - in label: 0 out-segment ix: 2
Owner: N/A, Persistent: No, Admin Status: Up, Oper Status: Up
Out-segment with ix: 2, owner: N/A, Stale: NO, out intf: xe13, out label: 3
Nexthop addr: 10.44.2.2 cross connect ix: 2, op code: Push

Primary FTN entry with FEC: 10.11.1.0/30, id: 7, row status: Active
Owner: LDP, distance: 0, Action-type: Redirect to LSP, Exp-bits: 0x0, Incoming DSCP: none
Tunnel id: 0, Protected LSP id: 0, Description: N/A
Cross connect ix: 6, in intf: - in label: 0 out-segment ix: 6
Owner: LDP, Persistent: No, Admin Status: Up, Oper Status: Up
Out-segment with ix: 6, owner: LDP, Stale: NO, out intf: xe13, out label: 25604
Nexthop addr: 10.44.2.2 cross connect ix: 6, op code: Push

Cross connect ix: 6, in intf: - in label: 0 out-segment ix: 5
Owner: LDP, Persistent: No, Admin Status: Down, Oper Status: Not present
Out-segment with ix: 5, owner: LDP, Stale: NO, out intf: xe15, out label: 25606
Nexthop addr: 10.33.44.1 cross connect ix: 6, op code: Push

Primary FTN entry with FEC: 10.11.2.0/30, id: 8, row status: Active
Owner: LDP, distance: 0, Action-type: Redirect to LSP, Exp-bits: 0x0, Incoming DSCP: none
Tunnel id: 0, Protected LSP id: 0, Description: N/A
Cross connect ix: 2, in intf: - in label: 0 out-segment ix: 2
Owner: N/A, Persistent: No, Admin Status: Up, Oper Status: Up
Out-segment with ix: 2, owner: N/A, Stale: NO, out intf: xe13, out label: 3
Nexthop addr: 10.44.2.2 cross connect ix: 2, op code: Push

Primary FTN entry with FEC: 10.11.22.0/30, id: 9, row status: Active
Owner: LDP, distance: 0, Action-type: Redirect to LSP, Exp-bits: 0x0, Incoming DSCP: none
Tunnel id: 0, Protected LSP id: 0, Description: N/A
Cross connect ix: 7, in intf: - in label: 0 out-segment ix: 7
Owner: LDP, Persistent: No, Admin Status: Up, Oper Status: Up
Out-segment with ix: 7, owner: LDP, Stale: NO, out intf: xe13, out label: 25605
Nexthop addr: 10.44.2.2 cross connect ix: 7, op code: Push

Primary FTN entry with FEC: 10.22.1.0/30, id: 10, row status: Active
Owner: LDP, distance: 0, Action-type: Redirect to LSP, Exp-bits: 0x0, Incoming DSCP: none
Tunnel id: 0, Protected LSP id: 0, Description: N/A
Cross connect ix: 8, in intf: - in label: 0 out-segment ix: 8

```

Owner: LDP, Persistent: No, Admin Status: Up, Oper Status: Up
Out-segment with ix: 8, owner: LDP, Stale: NO, out intf: xe13, out label: 25606
Nexthop addr: 10.44.2.2          cross connect ix: 8, op code: Push

```

```

Cross connect ix: 8, in intf: - in label: 0 out-segment ix: 12
Owner: LDP, Persistent: No, Admin Status: Down, Oper Status: Not present
Out-segment with ix: 12, owner: LDP, Stale: NO, out intf: xe15, out label: 25609
Nexthop addr: 10.33.44.1        cross connect ix: 8, op code: Push

```

```

Primary FTN entry with FEC: 10.22.2.0/30, id: 11, row status: Active
Owner: LDP, distance: 0, Action-type: Redirect to LSP, Exp-bits: 0x0, Incoming DSCP: none
Tunnel id: 0, Protected LSP id: 0, Description: N/A
Cross connect ix: 2, in intf: - in label: 0 out-segment ix: 2
Owner: N/A, Persistent: No, Admin Status: Up, Oper Status: Up
Out-segment with ix: 2, owner: N/A, Stale: NO, out intf: xe13, out label: 3
Nexthop addr: 10.44.2.2        cross connect ix: 2, op code: Push

```

```

Primary FTN entry with FEC: 10.33.1.0/30, id: 12, row status: Active
Owner: LDP, distance: 0, Action-type: Redirect to LSP, Exp-bits: 0x0, Incoming DSCP: none
Tunnel id: 0, Protected LSP id: 0, Description: N/A
Cross connect ix: 5, in intf: - in label: 0 out-segment ix: 11
Owner: N/A, Persistent: No, Admin Status: Up, Oper Status: Up
Out-segment with ix: 11, owner: N/A, Stale: NO, out intf: xe15, out label: 3
Nexthop addr: 10.33.44.1      cross connect ix: 5, op code: Push

```

In the forwarding tables above, the configured prefix SIDs are in the Out-Label column which is expected and is global across the topology. The swap happens in between nodes with this prefix SID and there is no local labelling

Validation 3

Show the routes details and OSPF database.

```
P1#show ip route
```

```

Codes: K - kernel, C - connected, S - static, R - RIP, B - BGP
       O - OSPF, IA - OSPF inter area
       N1 - OSPF NSSA external type 1, N2 - OSPF NSSA external type 2
       E1 - OSPF external type 1, E2 - OSPF external type 2
       i - IS-IS, L1 - IS-IS level-1, L2 - IS-IS level-2,
       ia - IS-IS inter area, E - EVPN,
       v - vrf leaked
       * - candidate default

```

```
IP Route Table for VRF "default"
```

```

C          10.0.1.1/32 is directly connected, lo, 13:13:51
O          10.0.1.2/32 [110/2] via 10.1.1.2, xe11, 00:21:59
O          10.0.1.11/32 [110/2] via 10.11.1.1, xe2, 00:23:13
O          10.0.1.22/32 [110/2] via 10.22.1.1, xe7, 00:23:11
O          10.0.1.33/32 [110/2] via 10.33.1.1, xe17, 00:15:45
O          10.0.1.44/32 [110/3] via 10.1.1.2, xe11, 00:12:45
           [110/3] via 10.33.1.1, xe17
C          10.1.1.0/30 is directly connected, xe11, 13:14:18
C          10.11.1.0/30 is directly connected, xe2, 13:15:21

```

```
O      10.11.2.0/30 [110/2] via 10.1.1.2, xe11, 00:23:13
      [110/2] via 10.11.1.1, xe2
O      10.11.22.0/30 [110/2] via 10.22.1.1, xe7, 00:23:13
      [110/2] via 10.11.1.1, xe2
C      10.22.1.0/30 is directly connected, xe7, 13:06:03
O      10.22.2.0/30 [110/2] via 10.22.1.1, xe7, 00:23:11
      [110/2] via 10.1.1.2, xe11
C      10.33.1.0/30 is directly connected, xe17, 12:42:33
O      10.33.44.0/30 [110/2] via 10.33.1.1, xe17, 00:15:45
O      10.44.2.0/30 [110/2] via 10.1.1.2, xe11, 00:21:59
C      127.0.0.0/8 is directly connected, lo, 13:29:28
```

Gateway of last resort is not set

P1#show ip route ospf

IP Route Table for VRF "default"

```
O      10.0.1.2/32 [110/2] via 10.1.1.2, xe11, 00:23:02
O      10.0.1.11/32 [110/2] via 10.11.1.1, xe2, 00:24:16
O      10.0.1.22/32 [110/2] via 10.22.1.1, xe7, 00:24:14
O      10.0.1.33/32 [110/2] via 10.33.1.1, xe17, 00:16:48
O      10.0.1.44/32 [110/3] via 10.1.1.2, xe11, 00:13:48
      [110/3] via 10.33.1.1, xe17
O      10.11.2.0/30 [110/2] via 10.1.1.2, xe11, 00:24:16
      [110/2] via 10.11.1.1, xe2
O      10.11.22.0/30 [110/2] via 10.22.1.1, xe7, 00:24:16
      [110/2] via 10.11.1.1, xe2
O      10.22.2.0/30 [110/2] via 10.22.1.1, xe7, 00:24:14
      [110/2] via 10.1.1.2, xe11
O      10.33.44.0/30 [110/2] via 10.33.1.1, xe17, 00:16:48
O      10.44.2.0/30 [110/2] via 10.1.1.2, xe11, 00:23:02
```

Gateway of last resort is not set

P1# show ip ospf database

OSPF Router with ID (10.0.1.1) (Process ID 1 VRF default)

Router Link States (Area 0.0.0.0)

Link ID	ADV Router	Age	Seq#	CkSum	Link count
10.0.1.1	10.0.1.1	1062	0x8000000b	0x9642	5
10.0.1.2	10.0.1.2	883	0x8000000b	0x4b6d	5
10.0.1.11	10.0.1.11	1404	0x8000000a	0x0bf4	4
10.0.1.22	10.0.1.22	1419	0x80000009	0xefc2	4
10.0.1.33	10.0.1.33	507	0x80000007	0x3347	3
10.0.1.44	10.0.1.44	512	0x80000007	0x3709	3

Net Link States (Area 0.0.0.0)

Link ID	ADV Router	Age	Seq#	CkSum
---------	------------	-----	------	-------

10.1.1.1	10.0.1.1	1435	0x80000001	0x7397
10.11.1.1	10.0.1.11	1514	0x80000001	0x15d8
10.11.2.1	10.0.1.11	1404	0x80000001	0x18d3
10.11.22.1	10.0.1.11	1612	0x80000001	0x546f
10.22.1.1	10.0.1.22	1506	0x80000001	0xbc10
10.22.2.1	10.0.1.22	1419	0x80000001	0xbf0b
10.33.1.2	10.0.1.1	1062	0x80000001	0x9b2f
10.33.44.2	10.0.1.44	512	0x80000001	0x6ddb
10.44.2.2	10.0.1.2	883	0x80000001	0xaa07

Area-Local Opaque-LSA (Area 0.0.0.0)

Link ID	ADV Router	Age	Seq#	CkSum	Opaque ID
1.0.0.1	10.0.1.1	1503	0x80000003	0x1afa	1
1.0.0.1	10.0.1.2	1417	0x80000003	0x1ef4	1
1.0.0.1	10.0.1.11	1512	0x80000004	0x40bf	1
1.0.0.1	10.0.1.22	1505	0x80000003	0x6e7c	1
1.0.0.1	10.0.1.33	509	0x80000005	0x963c	1
1.0.0.1	10.0.1.44	510	0x80000005	0xc2f9	1
1.0.0.12	10.0.1.1	199	0x80000002	0xc26c	12
1.0.0.12	10.0.1.11	367	0x80000002	0x68bd	12
1.0.0.16	10.0.1.2	1402	0x80000001	0xc860	16
1.0.0.16	10.0.1.11	1402	0x80000001	0x74ac	16
1.0.0.20	10.0.1.11	1610	0x80000001	0x38bc	20
1.0.0.20	10.0.1.22	1611	0x80000001	0x14d4	20
1.0.0.22	10.0.1.1	209	0x80000002	0x709e	22
1.0.0.22	10.0.1.22	1505	0x80000001	0xd526	22
1.0.0.28	10.0.1.2	1417	0x80000001	0x62a4	28
1.0.0.28	10.0.1.22	1417	0x80000001	0xcb28	28
1.0.0.30	10.0.1.1	1433	0x80000001	0x1023	30
1.0.0.30	10.0.1.2	1434	0x80000001	0x2809	30
1.0.0.32	10.0.1.44	882	0x80000001	0x5953	32
1.0.0.34	10.0.1.2	881	0x80000001	0x6073	34
1.0.0.36	10.0.1.33	509	0x80000001	0x9dd7	36
1.0.0.36	10.0.1.44	510	0x80000001	0x79ef	36
1.0.0.40	10.0.1.33	1061	0x80000001	0x07c0	40
1.0.0.42	10.0.1.1	1060	0x80000001	0xd113	42
4.0.0.0	10.0.1.1	689	0x80000002	0x29c7	0
4.0.0.0	10.0.1.2	664	0x80000002	0xfa59	0
4.0.0.0	10.0.1.11	56	0x80000002	0x6e5c	0
4.0.0.0	10.0.1.22	315	0x80000002	0x2c93	0
7.0.0.0	10.0.1.1	1541	0x80000001	0x6ffe	0
7.0.0.0	10.0.1.2	1459	0x80000001	0x6917	0
7.0.0.0	10.0.1.11	1747	0x80000001	0x94d6	0
7.0.0.0	10.0.1.22	55	0x80000002	0x240b	0
7.0.0.1	10.0.1.1	689	0x80000001	0x4587	1
7.0.0.2	10.0.1.1	689	0x80000001	0xa331	2
8.0.39.20	10.0.1.1	1511	0x80000001	0xd567	10004
8.0.39.20	10.0.1.11	1512	0x80000001	0x0713	10004
8.0.39.22	10.0.1.2	1402	0x80000001	0x4d6b	10006

8.0.39.22	10.0.1.11	1402	0x80000001	0x50c3	10006
8.0.39.24	10.0.1.11	1610	0x80000001	0xae29	10008
8.0.39.24	10.0.1.22	1611	0x80000001	0xa752	10008
8.0.39.25	10.0.1.1	1503	0x80000001	0xf52b	10009
8.0.39.25	10.0.1.22	1505	0x80000001	0xc72c	10009
8.0.39.28	10.0.1.2	1417	0x80000001	0x2974	10012
8.0.39.28	10.0.1.22	25	0x80000002	0x05e6	10012
8.0.39.29	10.0.1.1	89	0x80000002	0x0d1f	10013
8.0.39.29	10.0.1.2	1434	0x80000001	0x9534	10013
8.0.39.31	10.0.1.2	881	0x80000001	0x2df9	10015
8.0.39.35	10.0.1.1	1060	0x80000001	0x3d87	10019

Validation 4

Show the details of routers configured with segment routing.

```
P1#show ip ospf segment-routing capability
```

```
OSPF process 1:
```

```
-----
Advertisement Router Capability :10.0.1.1
Algorithm                      :0
SRMS Preference                :200
Total SID'S Supported          :8000
SID Range List Count           :1
SID's Range                    :16000 - 23999
-----
```

```
-----
Advertisement Router Capability :10.0.1.2
Algorithm                      :0
SRMS Preference                :100
Total SID'S Supported          :8000
SID Range List Count           :1
SID's Range                    :16000 - 23999
-----
```

```
-----
Advertisement Router Capability :10.0.1.11
Algorithm                      :0
SRMS Preference                :0
Total SID'S Supported          :8000
SID Range List Count           :1
SID's Range                    :16000 - 23999
-----
```

```
-----
Advertisement Router Capability :10.0.1.22
Algorithm                      :0
SRMS Preference                :0
Total SID'S Supported          :8000
SID Range List Count           :1
SID's Range                    :16000 - 23999
-----
```

```
P1#show ip ospf database opaque-area self-originate
```

OSPF Router with ID (10.0.1.1) (Process ID 1 VRF default)

Area-Local Opaque-LSA (Area 0.0.0.0)

LS age: 1738
Options: 0x22 (-|-|DC|-|-|-|E|-)
LS Type: Area-Local Opaque-LSA
Link State ID: 1.0.0.1 (Area-Local Opaque-Type/ID)
Opaque Type: 1
Opaque ID: 1
Advertising Router: 10.0.1.1
LS Seq Number: 80000003
Checksum: 0x1afa
Length: 28

MPLS TE router ID : 10.0.1.1

Number of Links : 0

LS age: 433
Options: 0x22 (-|-|DC|-|-|-|E|-)
LS Type: Area-Local Opaque-LSA
Link State ID: 1.0.0.12 (Area-Local Opaque-Type/ID)
Opaque Type: 1
Opaque ID: 12
Advertising Router: 10.0.1.1
LS Seq Number: 80000002
Checksum: 0xc26c
Length: 108

Link connected to Broadcast network

Link ID : 10.11.1.1
Interface Address : 10.11.1.2
Admin Metric : 1
Maximum bandwidth : 10000000.00 Kbits/s
Maximum reservable bandwidth : 10000000.00 Kbits/s
Unreserved Bandwidth :
Number of Priority : 8
Priority 0 : 10000000.00 Kbits/s Priority 1 : 10000000.00 Kbits/s
Priority 2 : 10000000.00 Kbits/s Priority 3 : 10000000.00 Kbits/s
Priority 4 : 10000000.00 Kbits/s Priority 5 : 10000000.00 Kbits/s
Priority 6 : 10000000.00 Kbits/s Priority 7 : 10000000.00 Kbits/s

Number of Links : 1

LS age: 443
Options: 0x22 (-|-|DC|-|-|-|E|-)
LS Type: Area-Local Opaque-LSA
Link State ID: 1.0.0.22 (Area-Local Opaque-Type/ID)

Opaque Type: 1
 Opaque ID: 22
 Advertising Router: 10.0.1.1
 LS Seq Number: 80000002
 Checksum: 0x709e
 Length: 108

Link connected to Broadcast network

Link ID : 10.22.1.1
 Interface Address : 10.22.1.2
 Admin Metric : 1
 Maximum bandwidth : 10000000.00 Kbits/s
 Maximum reservable bandwidth : 10000000.00 Kbits/s
 Unreserved Bandwidth :
 Number of Priority : 8
 Priority 0 : 10000000.00 Kbits/s Priority 1 : 10000000.00 Kbits/s
 Priority 2 : 10000000.00 Kbits/s Priority 3 : 10000000.00 Kbits/s
 Priority 4 : 10000000.00 Kbits/s Priority 5 : 10000000.00 Kbits/s
 Priority 6 : 10000000.00 Kbits/s Priority 7 : 10000000.00 Kbits/s

Number of Links : 1

LS age: 23
 Options: 0x22 (-|-|DC|-|-|-|E|-)
 LS Type: Area-Local Opaque-LSA
 Link State ID: 1.0.0.30 (Area-Local Opaque-Type/ID)
 Opaque Type: 1
 Opaque ID: 30
 Advertising Router: 10.0.1.1
 LS Seq Number: 80000002
 Checksum: 0x0e24
 Length: 108

Link connected to Broadcast network

Link ID : 10.1.1.1
 Interface Address : 10.1.1.1
 Admin Metric : 1
 Maximum bandwidth : 10000000.00 Kbits/s
 Maximum reservable bandwidth : 10000000.00 Kbits/s
 Unreserved Bandwidth :
 Number of Priority : 8
 Priority 0 : 10000000.00 Kbits/s Priority 1 : 10000000.00 Kbits/s
 Priority 2 : 10000000.00 Kbits/s Priority 3 : 10000000.00 Kbits/s
 Priority 4 : 10000000.00 Kbits/s Priority 5 : 10000000.00 Kbits/s
 Priority 6 : 10000000.00 Kbits/s Priority 7 : 10000000.00 Kbits/s

Number of Links : 1

LS age: 1294
 Options: 0x22 (-|-|DC|-|-|-|E|-)

LS Type: Area-Local Opaque-LSA
Link State ID: 1.0.0.42 (Area-Local Opaque-Type/ID)
Opaque Type: 1
Opaque ID: 42
Advertising Router: 10.0.1.1
LS Seq Number: 80000001
Checksum: 0xd113
Length: 108

Link connected to Broadcast network

Link ID : 10.33.1.2
Interface Address : 10.33.1.2
Admin Metric : 1
Maximum bandwidth : 10000000.00 Kbits/s
Maximum reservable bandwidth : 10000000.00 Kbits/s
Unreserved Bandwidth :
Number of Priority : 8
Priority 0 : 10000000.00 Kbits/s Priority 1 : 10000000.00 Kbits/s
Priority 2 : 10000000.00 Kbits/s Priority 3 : 10000000.00 Kbits/s
Priority 4 : 10000000.00 Kbits/s Priority 5 : 10000000.00 Kbits/s
Priority 6 : 10000000.00 Kbits/s Priority 7 : 10000000.00 Kbits/s

Number of Links : 1

LS age: 924
Options: 0x22 (-|-|DC|-|-|-|E|-)
LS Type: Area-Local Opaque-LSA
Link State ID: 4.0.0.0 (Area-Local Opaque-Type/ID)
Opaque Type: 4
Opaque ID: 0
Advertising Router: 10.0.1.1
LS Seq Number: 80000002
Checksum: 0x29c7
Length: 52

Range Size: 8000
Base-SID: 16000
Algorithm: 0
Preference: 200

LS age: 1775
Options: 0x22 (-|-|DC|-|-|-|E|-)
LS Type: Area-Local Opaque-LSA
Link State ID: 7.0.0.0 (Area-Local Opaque-Type/ID)
Opaque Type: 7
Opaque ID: 0
Advertising Router: 10.0.1.1
LS Seq Number: 80000001
Checksum: 0x6ffe

Length: 44

Prefix type : Extended Prefix TLV
Route Type: 1
Prefix Length: 32
AF: 0
Flags: 0x40 (-|N|-|-|-|-|-|-)
Address Prefix: 10.0.1.1
Flags: 0x40 (-|NP|-|-|-|-|-|-)
MT-ID: 0
Algorithm: 0
SID: 2000

LS age: 924
Options: 0x22 (-|-|DC|-|-|-|E|-)
LS Type: Area-Local Opaque-LSA
Link State ID: 7.0.0.1 (Area-Local Opaque-Type/ID)
Opaque Type: 7
Opaque ID: 1
Advertising Router: 10.0.1.1
LS Seq Number: 80000001
Checksum: 0x4587
Length: 48

Prefix type : Extended Prefix Range TLV
Prefix Length: 32
AF: 0
Range: 1
Flags: 0x00 (-|-|-|-|-|-|-|-)
Address Prefix: 10.0.1.33
Flags: 0x20 (-|-|M|-|-|-|-|-|-)
MT-ID: 0
Algorithm: 0
SID: 4000

LS age: 924
Options: 0x22 (-|-|DC|-|-|-|E|-)
LS Type: Area-Local Opaque-LSA
Link State ID: 7.0.0.2 (Area-Local Opaque-Type/ID)
Opaque Type: 7
Opaque ID: 2
Advertising Router: 10.0.1.1
LS Seq Number: 80000001
Checksum: 0xa331
Length: 48

Prefix type : Extended Prefix Range TLV
Prefix Length: 32
AF: 0
Range: 1

Flags: 0x00 (-|-|-|-|-|-|-|-)
Address Prefix: 10.0.1.44
Flags: 0x20 (-|-|M|-|-|-|-|-|-)
MT-ID: 0
Algorithm: 0
SID: 5000

LS age: 1746
Options: 0x22 (-|-|DC|-|-|-|E|-)
LS Type: Area-Local Opaque-LSA
Link State ID: 8.0.39.20 (Area-Local Opaque-Type/ID)
Opaque Type: 8
Opaque ID: 10004
Advertising Router: 10.0.1.1
LS Seq Number: 80000001
Checksum: 0xd567
Length: 48

Link Type: 2
Link ID: 10.11.1.1
Link Data: 10.11.1.2
Flags: 0x60 (-|V|L|-|-|-|-|-|-)
MT-ID: 0
SID: 24960

LS age: 43
Options: 0x22 (-|-|DC|-|-|-|E|-)
LS Type: Area-Local Opaque-LSA
Link State ID: 8.0.39.25 (Area-Local Opaque-Type/ID)
Opaque Type: 8
Opaque ID: 10009
Advertising Router: 10.0.1.1
LS Seq Number: 80000002
Checksum: 0xf32c
Length: 48

Link Type: 2
Link ID: 10.22.1.1
Link Data: 10.22.1.2
Flags: 0x60 (-|V|L|-|-|-|-|-|-)
MT-ID: 0
SID: 24961

LS age: 323
Options: 0x22 (-|-|DC|-|-|-|E|-)
LS Type: Area-Local Opaque-LSA
Link State ID: 8.0.39.29 (Area-Local Opaque-Type/ID)
Opaque Type: 8

```
Opaque ID: 10013
Advertising Router: 10.0.1.1
LS Seq Number: 80000002
Checksum: 0x0d1f
Length: 52
```

```
Link Type: 2
Link ID: 10.1.1.1
Link Data: 10.1.1.1
Flags: 0x60 (-|V|L|-|-|-|-|-)
MT-ID: 0
NBR ID: 10.0.1.2
SID: 24962
```

```
LS age: 1294
Options: 0x22 (-|-|DC|-|-|-|E|-)
LS Type: Area-Local Opaque-LSA
Link State ID: 8.0.39.35 (Area-Local Opaque-Type/ID)
Opaque Type: 8
Opaque ID: 10019
Advertising Router: 10.0.1.1
LS Seq Number: 80000001
Checksum: 0x3d87
Length: 52
```

```
Link Type: 2
Link ID: 10.33.1.2
Link Data: 10.33.1.2
Flags: 0x60 (-|V|L|-|-|-|-|-)
MT-ID: 0
NBR ID: 10.0.1.33
SID: 24963
```

```
P1#show ip ospf database opaque-area
```

```
OSPF Router with ID (10.0.1.1) (Process ID 1 VRF default)
```

```
Area-Local Opaque-LSA (Area 0.0.0.0)
```

```
LS age: 1744
Options: 0x22 (-|-|DC|-|-|-|E|-)
LS Type: Area-Local Opaque-LSA
Link State ID: 1.0.0.1 (Area-Local Opaque-Type/ID)
Opaque Type: 1
Opaque ID: 1
Advertising Router: 10.0.1.1
LS Seq Number: 80000003
Checksum: 0xlafa
Length: 28
```

MPLS TE router ID : 10.0.1.1

Number of Links : 0

LS age: 1658
Options: 0x22 (-|-|DC|-|-|-|E|-)
LS Type: Area-Local Opaque-LSA
Link State ID: 1.0.0.1 (Area-Local Opaque-Type/ID)
Opaque Type: 1
Opaque ID: 1
Advertising Router: 10.0.1.2
LS Seq Number: 80000003
Checksum: 0x1ef4
Length: 28

MPLS TE router ID : 10.0.1.2

Number of Links : 0

LS age: 8
Options: 0x22 (-|-|DC|-|-|-|E|-)
LS Type: Area-Local Opaque-LSA
Link State ID: 1.0.0.1 (Area-Local Opaque-Type/ID)
Opaque Type: 1
Opaque ID: 1
Advertising Router: 10.0.1.11
LS Seq Number: 80000005
Checksum: 0x3ec0
Length: 28

MPLS TE router ID : 10.0.1.11

Number of Links : 0

LS age: 1747
Options: 0x22 (-|-|DC|-|-|-|E|-)
LS Type: Area-Local Opaque-LSA
Link State ID: 1.0.0.1 (Area-Local Opaque-Type/ID)
Opaque Type: 1
Opaque ID: 1
Advertising Router: 10.0.1.22
LS Seq Number: 80000003
Checksum: 0x6e7c
Length: 28

MPLS TE router ID : 10.0.1.22

Number of Links : 0

LS age: 750
Options: 0x22 (-|-|DC|-|-|-|E|-)
LS Type: Area-Local Opaque-LSA
Link State ID: 1.0.0.1 (Area-Local Opaque-Type/ID)
Opaque Type: 1
Opaque ID: 1
Advertising Router: 10.0.1.33
LS Seq Number: 80000005
Checksum: 0x963c
Length: 28

MPLS TE router ID : 10.0.1.33

Number of Links : 0

LS age: 751
Options: 0x22 (-|-|DC|-|-|-|E|-)
LS Type: Area-Local Opaque-LSA
Link State ID: 1.0.0.1 (Area-Local Opaque-Type/ID)
Opaque Type: 1
Opaque ID: 1
Advertising Router: 10.0.1.44
LS Seq Number: 80000005
Checksum: 0xc2f9
Length: 28

MPLS TE router ID : 10.0.1.44

Number of Links : 0

LS age: 440
Options: 0x22 (-|-|DC|-|-|-|E|-)
LS Type: Area-Local Opaque-LSA
Link State ID: 1.0.0.12 (Area-Local Opaque-Type/ID)
Opaque Type: 1
Opaque ID: 12
Advertising Router: 10.0.1.1
LS Seq Number: 80000002
Checksum: 0xc26c
Length: 108

Link connected to Broadcast network

Link ID : 10.11.1.1

Interface Address : 10.11.1.2

Admin Metric : 1

Maximum bandwidth : 10000000.00 Kbits/s

Maximum reservable bandwidth : 10000000.00 Kbits/s

Unreserved Bandwidth :

Number of Priority : 8

Priority 0 : 10000000.00 Kbits/s

Priority 1 : 10000000.00 Kbits/s

```

Priority 2 : 10000000.00 Kbits/s      Priority 3 : 10000000.00 Kbits/s
Priority 4 : 10000000.00 Kbits/s      Priority 5 : 10000000.00 Kbits/s
Priority 6 : 10000000.00 Kbits/s      Priority 7 : 10000000.00 Kbits/s

```

Number of Links : 1

```

LS age: 608
Options: 0x22 (-|-|DC|-|-|-|E|-)
LS Type: Area-Local Opaque-LSA
Link State ID: 1.0.0.12 (Area-Local Opaque-Type/ID)
Opaque Type: 1
Opaque ID: 12
Advertising Router: 10.0.1.11
LS Seq Number: 80000002
Checksum: 0x68bd
Length: 108

```

Link connected to Broadcast network

```

Link ID : 10.11.1.1
Interface Address : 10.11.1.1
Admin Metric : 1
Maximum bandwidth : 10000000.00 Kbits/s
Maximum reservable bandwidth : 10000000.00 Kbits/s
Unreserved Bandwidth :
Number of Priority : 8
Priority 0 : 10000000.00 Kbits/s      Priority 1 : 10000000.00 Kbits/s
Priority 2 : 10000000.00 Kbits/s      Priority 3 : 10000000.00 Kbits/s
Priority 4 : 10000000.00 Kbits/s      Priority 5 : 10000000.00 Kbits/s
Priority 6 : 10000000.00 Kbits/s      Priority 7 : 10000000.00 Kbits/s

```

Number of Links : 1

```

LS age: 1643
Options: 0x22 (-|-|DC|-|-|-|E|-)
LS Type: Area-Local Opaque-LSA
Link State ID: 1.0.0.16 (Area-Local Opaque-Type/ID)
Opaque Type: 1
Opaque ID: 16
Advertising Router: 10.0.1.2
LS Seq Number: 80000001
Checksum: 0xc860
Length: 108

```

Link connected to Broadcast network

```

Link ID : 10.11.2.1
Interface Address : 10.11.2.2
Admin Metric : 1
Maximum bandwidth : 10000000.00 Kbits/s
Maximum reservable bandwidth : 10000000.00 Kbits/s
Unreserved Bandwidth :

```

```

Number of Priority : 8
Priority 0 : 10000000.00 Kbits/s      Priority 1 : 10000000.00 Kbits/s
Priority 2 : 10000000.00 Kbits/s      Priority 3 : 10000000.00 Kbits/s
Priority 4 : 10000000.00 Kbits/s      Priority 5 : 10000000.00 Kbits/s
Priority 6 : 10000000.00 Kbits/s      Priority 7 : 10000000.00 Kbits/s

```

Number of Links : 1

```

LS age: 1643
Options: 0x22 (-|-|DC|-|-|-|E|-)
LS Type: Area-Local Opaque-LSA
Link State ID: 1.0.0.16 (Area-Local Opaque-Type/ID)
Opaque Type: 1
Opaque ID: 16
Advertising Router: 10.0.1.11
LS Seq Number: 80000001
Checksum: 0x74ac
Length: 108

```

Link connected to Broadcast network

```

Link ID : 10.11.2.1
Interface Address : 10.11.2.1
Admin Metric : 1
Maximum bandwidth : 10000000.00 Kbits/s
Maximum reservable bandwidth : 10000000.00 Kbits/s
Unreserved Bandwidth :
Number of Priority : 8
Priority 0 : 10000000.00 Kbits/s      Priority 1 : 10000000.00 Kbits/s
Priority 2 : 10000000.00 Kbits/s      Priority 3 : 10000000.00 Kbits/s
Priority 4 : 10000000.00 Kbits/s      Priority 5 : 10000000.00 Kbits/s
Priority 6 : 10000000.00 Kbits/s      Priority 7 : 10000000.00 Kbits/s

```

Number of Links : 1

```

LS age: 1852
Options: 0x22 (-|-|DC|-|-|-|E|-)
LS Type: Area-Local Opaque-LSA
Link State ID: 1.0.0.20 (Area-Local Opaque-Type/ID)
Opaque Type: 1
Opaque ID: 20
Advertising Router: 10.0.1.11
LS Seq Number: 80000001
Checksum: 0x38bc
Length: 108

```

Link connected to Broadcast network

```

Link ID : 10.11.22.1
Interface Address : 10.11.22.1
Admin Metric : 1
Maximum bandwidth : 10000000.00 Kbits/s

```

Maximum reservable bandwidth : 10000000.00 Kbits/s
 Unreserved Bandwidth :
 Number of Priority : 8
 Priority 0 : 10000000.00 Kbits/s Priority 1 : 10000000.00 Kbits/s
 Priority 2 : 10000000.00 Kbits/s Priority 3 : 10000000.00 Kbits/s
 Priority 4 : 10000000.00 Kbits/s Priority 5 : 10000000.00 Kbits/s
 Priority 6 : 10000000.00 Kbits/s Priority 7 : 10000000.00 Kbits/s

Number of Links : 1

LS age: 1853
 Options: 0x22 (-|-|DC|-|-|-|E|-)
 LS Type: Area-Local Opaque-LSA
 Link State ID: 1.0.0.20 (Area-Local Opaque-Type/ID)
 Opaque Type: 1
 Opaque ID: 20
 Advertising Router: 10.0.1.22
 LS Seq Number: 80000001
 Checksum: 0x14d4
 Length: 108

Link connected to Broadcast network
 Link ID : 10.11.22.1
 Interface Address : 10.11.22.2
 Admin Metric : 1
 Maximum bandwidth : 10000000.00 Kbits/s
 Maximum reservable bandwidth : 10000000.00 Kbits/s
 Unreserved Bandwidth :
 Number of Priority : 8
 Priority 0 : 10000000.00 Kbits/s Priority 1 : 10000000.00 Kbits/s
 Priority 2 : 10000000.00 Kbits/s Priority 3 : 10000000.00 Kbits/s
 Priority 4 : 10000000.00 Kbits/s Priority 5 : 10000000.00 Kbits/s
 Priority 6 : 10000000.00 Kbits/s Priority 7 : 10000000.00 Kbits/s

Number of Links : 1

LS age: 450
 Options: 0x22 (-|-|DC|-|-|-|E|-)
 LS Type: Area-Local Opaque-LSA
 Link State ID: 1.0.0.22 (Area-Local Opaque-Type/ID)
 Opaque Type: 1
 Opaque ID: 22
 Advertising Router: 10.0.1.1
 LS Seq Number: 80000002
 Checksum: 0x709e
 Length: 108

Link connected to Broadcast network
 Link ID : 10.22.1.1
 Interface Address : 10.22.1.2

Admin Metric : 1
 Maximum bandwidth : 10000000.00 Kbits/s
 Maximum reservable bandwidth : 10000000.00 Kbits/s
 Unreserved Bandwidth :
 Number of Priority : 8
 Priority 0 : 10000000.00 Kbits/s Priority 1 : 10000000.00 Kbits/s
 Priority 2 : 10000000.00 Kbits/s Priority 3 : 10000000.00 Kbits/s
 Priority 4 : 10000000.00 Kbits/s Priority 5 : 10000000.00 Kbits/s
 Priority 6 : 10000000.00 Kbits/s Priority 7 : 10000000.00 Kbits/s

Number of Links : 1

LS age: 1747
 Options: 0x22 (-|-|DC|-|-|-|E|-)
 LS Type: Area-Local Opaque-LSA
 Link State ID: 1.0.0.22 (Area-Local Opaque-Type/ID)
 Opaque Type: 1
 Opaque ID: 22
 Advertising Router: 10.0.1.22
 LS Seq Number: 80000001
 Checksum: 0xd526
 Length: 108

Link connected to Broadcast network

Link ID : 10.22.1.1
 Interface Address : 10.22.1.1
 Admin Metric : 1
 Maximum bandwidth : 10000000.00 Kbits/s
 Maximum reservable bandwidth : 10000000.00 Kbits/s
 Unreserved Bandwidth :
 Number of Priority : 8
 Priority 0 : 10000000.00 Kbits/s Priority 1 : 10000000.00 Kbits/s
 Priority 2 : 10000000.00 Kbits/s Priority 3 : 10000000.00 Kbits/s
 Priority 4 : 10000000.00 Kbits/s Priority 5 : 10000000.00 Kbits/s
 Priority 6 : 10000000.00 Kbits/s Priority 7 : 10000000.00 Kbits/s

Number of Links : 1

LS age: 1658
 Options: 0x22 (-|-|DC|-|-|-|E|-)
 LS Type: Area-Local Opaque-LSA
 Link State ID: 1.0.0.28 (Area-Local Opaque-Type/ID)
 Opaque Type: 1
 Opaque ID: 28
 Advertising Router: 10.0.1.2
 LS Seq Number: 80000001
 Checksum: 0x62a4
 Length: 108

Link connected to Broadcast network

```
Link ID : 10.22.2.1
Interface Address : 10.22.2.2
Admin Metric : 1
Maximum bandwidth : 10000000.00 Kbits/s
Maximum reservable bandwidth : 10000000.00 Kbits/s
Unreserved Bandwidth :
Number of Priority : 8
Priority 0 : 10000000.00 Kbits/s      Priority 1 : 10000000.00 Kbits/s
Priority 2 : 10000000.00 Kbits/s      Priority 3 : 10000000.00 Kbits/s
Priority 4 : 10000000.00 Kbits/s      Priority 5 : 10000000.00 Kbits/s
Priority 6 : 10000000.00 Kbits/s      Priority 7 : 10000000.00 Kbits/s
```

```
Number of Links : 1
```

```
LS age: 1658
Options: 0x22 (-|-|DC|-|-|-|E|-)
LS Type: Area-Local Opaque-LSA
Link State ID: 1.0.0.28 (Area-Local Opaque-Type/ID)
Opaque Type: 1
Opaque ID: 28
Advertising Router: 10.0.1.22
LS Seq Number: 80000001
Checksum: 0xcb28
Length: 108
```

```
Link connected to Broadcast network
```

```
Link ID : 10.22.2.1
Interface Address : 10.22.2.1
Admin Metric : 1
Maximum bandwidth : 10000000.00 Kbits/s
Maximum reservable bandwidth : 10000000.00 Kbits/s
Unreserved Bandwidth :
Number of Priority : 8
Priority 0 : 10000000.00 Kbits/s      Priority 1 : 10000000.00 Kbits/s
Priority 2 : 10000000.00 Kbits/s      Priority 3 : 10000000.00 Kbits/s
Priority 4 : 10000000.00 Kbits/s      Priority 5 : 10000000.00 Kbits/s
Priority 6 : 10000000.00 Kbits/s      Priority 7 : 10000000.00 Kbits/s
```

```
Number of Links : 1
```

```
LS age: 30
Options: 0x22 (-|-|DC|-|-|-|E|-)
LS Type: Area-Local Opaque-LSA
Link State ID: 1.0.0.30 (Area-Local Opaque-Type/ID)
Opaque Type: 1
Opaque ID: 30
Advertising Router: 10.0.1.1
LS Seq Number: 80000002
Checksum: 0x0e24
Length: 108
```

Link connected to Broadcast network

```

Link ID : 10.1.1.1
Interface Address : 10.1.1.1
Admin Metric : 1
Maximum bandwidth : 10000000.00 Kbits/s
Maximum reservable bandwidth : 10000000.00 Kbits/s
Unreserved Bandwidth :
Number of Priority : 8
Priority 0 : 10000000.00 Kbits/s      Priority 1 : 10000000.00 Kbits/s
Priority 2 : 10000000.00 Kbits/s      Priority 3 : 10000000.00 Kbits/s
Priority 4 : 10000000.00 Kbits/s      Priority 5 : 10000000.00 Kbits/s
Priority 6 : 10000000.00 Kbits/s      Priority 7 : 10000000.00 Kbits/s
    
```

Number of Links : 1

LS age: 1676

Options: 0x22 (-|-|DC|-|-|-|E|-)

LS Type: Area-Local Opaque-LSA

Link State ID: 1.0.0.30 (Area-Local Opaque-Type/ID)

Opaque Type: 1

Opaque ID: 30

Advertising Router: 10.0.1.2

LS Seq Number: 80000001

Checksum: 0x2809

Length: 108

Link connected to Broadcast network

```

Link ID : 10.1.1.1
Interface Address : 10.1.1.2
Admin Metric : 1
Maximum bandwidth : 10000000.00 Kbits/s
Maximum reservable bandwidth : 10000000.00 Kbits/s
Unreserved Bandwidth :
Number of Priority : 8
Priority 0 : 10000000.00 Kbits/s      Priority 1 : 10000000.00 Kbits/s
Priority 2 : 10000000.00 Kbits/s      Priority 3 : 10000000.00 Kbits/s
Priority 4 : 10000000.00 Kbits/s      Priority 5 : 10000000.00 Kbits/s
Priority 6 : 10000000.00 Kbits/s      Priority 7 : 10000000.00 Kbits/s
    
```

Number of Links : 1

LS age: 1124

Options: 0x22 (-|-|DC|-|-|-|E|-)

LS Type: Area-Local Opaque-LSA

Link State ID: 1.0.0.32 (Area-Local Opaque-Type/ID)

Opaque Type: 1

Opaque ID: 32

Advertising Router: 10.0.1.44

LS Seq Number: 80000001

Checksum: 0x5953

Length: 108

Link connected to Broadcast network

Link ID : 10.44.2.2

Interface Address : 10.44.2.1

Admin Metric : 1

Maximum bandwidth : 10000000.00 Kbits/s

Maximum reservable bandwidth : 10000000.00 Kbits/s

Unreserved Bandwidth :

Number of Priority : 8

Priority 0 : 10000000.00 Kbits/s

Priority 1 : 10000000.00 Kbits/s

Priority 2 : 10000000.00 Kbits/s

Priority 3 : 10000000.00 Kbits/s

Priority 4 : 10000000.00 Kbits/s

Priority 5 : 10000000.00 Kbits/s

Priority 6 : 10000000.00 Kbits/s

Priority 7 : 10000000.00 Kbits/s

Number of Links : 1

LS age: 1123

Options: 0x22 (-|-|DC|-|-|-|E|-)

LS Type: Area-Local Opaque-LSA

Link State ID: 1.0.0.34 (Area-Local Opaque-Type/ID)

Opaque Type: 1

Opaque ID: 34

Advertising Router: 10.0.1.2

LS Seq Number: 80000001

Checksum: 0x6073

Length: 108

Link connected to Broadcast network

Link ID : 10.44.2.2

Interface Address : 10.44.2.2

Admin Metric : 1

Maximum bandwidth : 10000000.00 Kbits/s

Maximum reservable bandwidth : 10000000.00 Kbits/s

Unreserved Bandwidth :

Number of Priority : 8

Priority 0 : 10000000.00 Kbits/s

Priority 1 : 10000000.00 Kbits/s

Priority 2 : 10000000.00 Kbits/s

Priority 3 : 10000000.00 Kbits/s

Priority 4 : 10000000.00 Kbits/s

Priority 5 : 10000000.00 Kbits/s

Priority 6 : 10000000.00 Kbits/s

Priority 7 : 10000000.00 Kbits/s

Number of Links : 1

LS age: 750

Options: 0x22 (-|-|DC|-|-|-|E|-)

LS Type: Area-Local Opaque-LSA

Link State ID: 1.0.0.36 (Area-Local Opaque-Type/ID)

Opaque Type: 1

Opaque ID: 36

Advertising Router: 10.0.1.33
 LS Seq Number: 80000001
 Checksum: 0x9dd7
 Length: 108

Link connected to Broadcast network

Link ID : 10.33.44.2
 Interface Address : 10.33.44.1
 Admin Metric : 1
 Maximum bandwidth : 10000000.00 Kbits/s
 Maximum reservable bandwidth : 10000000.00 Kbits/s
 Unreserved Bandwidth :
 Number of Priority : 8
 Priority 0 : 10000000.00 Kbits/s Priority 1 : 10000000.00 Kbits/s
 Priority 2 : 10000000.00 Kbits/s Priority 3 : 10000000.00 Kbits/s
 Priority 4 : 10000000.00 Kbits/s Priority 5 : 10000000.00 Kbits/s
 Priority 6 : 10000000.00 Kbits/s Priority 7 : 10000000.00 Kbits/s

Number of Links : 1

LS age: 751
 Options: 0x22 (-|-|DC|-|-|-|E|-)
 LS Type: Area-Local Opaque-LSA
 Link State ID: 1.0.0.36 (Area-Local Opaque-Type/ID)
 Opaque Type: 1
 Opaque ID: 36
 Advertising Router: 10.0.1.44
 LS Seq Number: 80000001
 Checksum: 0x79ef
 Length: 108

Link connected to Broadcast network

Link ID : 10.33.44.2
 Interface Address : 10.33.44.2
 Admin Metric : 1
 Maximum bandwidth : 10000000.00 Kbits/s
 Maximum reservable bandwidth : 10000000.00 Kbits/s
 Unreserved Bandwidth :
 Number of Priority : 8
 Priority 0 : 10000000.00 Kbits/s Priority 1 : 10000000.00 Kbits/s
 Priority 2 : 10000000.00 Kbits/s Priority 3 : 10000000.00 Kbits/s
 Priority 4 : 10000000.00 Kbits/s Priority 5 : 10000000.00 Kbits/s
 Priority 6 : 10000000.00 Kbits/s Priority 7 : 10000000.00 Kbits/s

Number of Links : 1

LS age: 130
 Options: 0x22 (-|-|DC|-|-|-|E|-)
 LS Type: Area-Local Opaque-LSA
 Link State ID: 1.0.0.40 (Area-Local Opaque-Type/ID)

Opaque Type: 1
Opaque ID: 40
Advertising Router: 10.0.1.33
LS Seq Number: 80000002
Checksum: 0x05c1
Length: 108

Link connected to Broadcast network

Link ID : 10.33.1.2
Interface Address : 10.33.1.1
Admin Metric : 1
Maximum bandwidth : 10000000.00 Kbits/s
Maximum reservable bandwidth : 10000000.00 Kbits/s
Unreserved Bandwidth :
Number of Priority : 8
Priority 0 : 10000000.00 Kbits/s Priority 1 : 10000000.00 Kbits/s
Priority 2 : 10000000.00 Kbits/s Priority 3 : 10000000.00 Kbits/s
Priority 4 : 10000000.00 Kbits/s Priority 5 : 10000000.00 Kbits/s
Priority 6 : 10000000.00 Kbits/s Priority 7 : 10000000.00 Kbits/s

Number of Links : 1

LS age: 1301
Options: 0x22 (-|-|DC|-|-|-|E|-)
LS Type: Area-Local Opaque-LSA
Link State ID: 1.0.0.42 (Area-Local Opaque-Type/ID)
Opaque Type: 1
Opaque ID: 42
Advertising Router: 10.0.1.1
LS Seq Number: 80000001
Checksum: 0xd113
Length: 108

Link connected to Broadcast network

Link ID : 10.33.1.2
Interface Address : 10.33.1.2
Admin Metric : 1
Maximum bandwidth : 10000000.00 Kbits/s
Maximum reservable bandwidth : 10000000.00 Kbits/s
Unreserved Bandwidth :
Number of Priority : 8
Priority 0 : 10000000.00 Kbits/s Priority 1 : 10000000.00 Kbits/s
Priority 2 : 10000000.00 Kbits/s Priority 3 : 10000000.00 Kbits/s
Priority 4 : 10000000.00 Kbits/s Priority 5 : 10000000.00 Kbits/s
Priority 6 : 10000000.00 Kbits/s Priority 7 : 10000000.00 Kbits/s

Number of Links : 1

LS age: 931
Options: 0x22 (-|-|DC|-|-|-|E|-)

LS Type: Area-Local Opaque-LSA
Link State ID: 4.0.0.0 (Area-Local Opaque-Type/ID)
Opaque Type: 4
Opaque ID: 0
Advertising Router: 10.0.1.1
LS Seq Number: 80000002
Checksum: 0x29c7
Length: 52

Range Size: 8000
Base-SID: 16000
Algorithm: 0
Preference: 200

LS age: 905
Options: 0x22 (-|-|DC|-|-|-|E|-)
LS Type: Area-Local Opaque-LSA
Link State ID: 4.0.0.0 (Area-Local Opaque-Type/ID)
Opaque Type: 4
Opaque ID: 0
Advertising Router: 10.0.1.2
LS Seq Number: 80000002
Checksum: 0xfa59
Length: 52

Range Size: 8000
Base-SID: 16000
Algorithm: 0
Preference: 100

LS age: 298
Options: 0x22 (-|-|DC|-|-|-|E|-)
LS Type: Area-Local Opaque-LSA
Link State ID: 4.0.0.0 (Area-Local Opaque-Type/ID)
Opaque Type: 4
Opaque ID: 0
Advertising Router: 10.0.1.11
LS Seq Number: 80000002
Checksum: 0x6e5c
Length: 44

Range Size: 8000
Base-SID: 16000
Algorithm: 0

LS age: 556
Options: 0x22 (-|-|DC|-|-|-|E|-)

LS Type: Area-Local Opaque-LSA
Link State ID: 4.0.0.0 (Area-Local Opaque-Type/ID)
Opaque Type: 4
Opaque ID: 0
Advertising Router: 10.0.1.22
LS Seq Number: 80000002
Checksum: 0x2c93
Length: 44

Range Size: 8000
Base-SID: 16000
Algorithm: 0

LS age: 1782
Options: 0x22 (-|-|DC|-|-|-|E|-)
LS Type: Area-Local Opaque-LSA
Link State ID: 7.0.0.0 (Area-Local Opaque-Type/ID)
Opaque Type: 7
Opaque ID: 0
Advertising Router: 10.0.1.1
LS Seq Number: 80000001
Checksum: 0x6ffe
Length: 44

Prefix type : Extended Prefix TLV
Route Type: 1
Prefix Length: 32
AF: 0
Flags: 0x40 (-|N|-|-|-|-|-|-)
Address Prefix: 10.0.1.1
Flags: 0x40 (-|NP|-|-|-|-|-|-)
MT-ID: 0
Algorithm: 0
SID: 2000

LS age: 1701
Options: 0x22 (-|-|DC|-|-|-|E|-)
LS Type: Area-Local Opaque-LSA
Link State ID: 7.0.0.0 (Area-Local Opaque-Type/ID)
Opaque Type: 7
Opaque ID: 0
Advertising Router: 10.0.1.2
LS Seq Number: 80000001
Checksum: 0x6917
Length: 44

Prefix type : Extended Prefix TLV
Route Type: 1
Prefix Length: 32

```
AF: 0
Flags: 0x40 (-|N|-|-|-|-|-|-)
Address Prefix: 10.0.1.2
  Flags: 0x40 (-|NP|-|-|-|-|-|-)
  MT-ID: 0
  Algorithm: 0
  SID: 3000
```

```
LS age: 1989
Options: 0x22 (-|-|DC|-|-|-|E|-)
LS Type: Area-Local Opaque-LSA
Link State ID: 7.0.0.0 (Area-Local Opaque-Type/ID)
Opaque Type: 7
Opaque ID: 0
Advertising Router: 10.0.1.11
LS Seq Number: 80000001
Checksum: 0x94d6
Length: 44
```

```
Prefix type : Extended Prefix TLV
Route Type: 1
Prefix Length: 32
AF: 0
Flags: 0x40 (-|N|-|-|-|-|-|-)
Address Prefix: 10.0.1.11
  Flags: 0x48 (-|NP|-|-|V|-|-|-)
  MT-ID: 0
  Algorithm: 0
  SID: 16000
```

```
LS age: 296
Options: 0x22 (-|-|DC|-|-|-|E|-)
LS Type: Area-Local Opaque-LSA
Link State ID: 7.0.0.0 (Area-Local Opaque-Type/ID)
Opaque Type: 7
Opaque ID: 0
Advertising Router: 10.0.1.22
LS Seq Number: 80000002
Checksum: 0x240b
Length: 44
```

```
Prefix type : Extended Prefix TLV
Route Type: 1
Prefix Length: 32
AF: 0
Flags: 0x40 (-|N|-|-|-|-|-|-)
Address Prefix: 10.0.1.22
  Flags: 0x40 (-|NP|-|-|-|-|-|-)
  MT-ID: 0
  Algorithm: 0
```

SID: 1000

LS age: 931
Options: 0x22 (-|-|DC|-|-|-|E|-)
LS Type: Area-Local Opaque-LSA
Link State ID: 7.0.0.1 (Area-Local Opaque-Type/ID)
Opaque Type: 7
Opaque ID: 1
Advertising Router: 10.0.1.1
LS Seq Number: 80000001
Checksum: 0x4587
Length: 48

Prefix type : Extended Prefix Range TLV
Prefix Length: 32
AF: 0
Range: 1
Flags: 0x00 (-|-|-|-|-|-|-|-)
Address Prefix: 10.0.1.33
Flags: 0x20 (-|-|M|-|-|-|-|-)
MT-ID: 0
Algorithm: 0
SID: 4000

LS age: 931
Options: 0x22 (-|-|DC|-|-|-|E|-)
LS Type: Area-Local Opaque-LSA
Link State ID: 7.0.0.2 (Area-Local Opaque-Type/ID)
Opaque Type: 7
Opaque ID: 2
Advertising Router: 10.0.1.1
LS Seq Number: 80000001
Checksum: 0xa331
Length: 48

Prefix type : Extended Prefix Range TLV
Prefix Length: 32
AF: 0
Range: 1
Flags: 0x00 (-|-|-|-|-|-|-|-)
Address Prefix: 10.0.1.44
Flags: 0x20 (-|-|M|-|-|-|-|-)
MT-ID: 0
Algorithm: 0
SID: 5000

LS age: 1753
Options: 0x22 (-|-|DC|-|-|-|E|-)
LS Type: Area-Local Opaque-LSA
Link State ID: 8.0.39.20 (Area-Local Opaque-Type/ID)

Opaque Type: 8
Opaque ID: 10004
Advertising Router: 10.0.1.1
LS Seq Number: 80000001
Checksum: 0xd567
Length: 48

Link Type: 2
Link ID: 10.11.1.1
Link Data: 10.11.1.2
Flags: 0x60 (-|V|L|-|-|-|-|-)
MT-ID: 0
SID: 24960

LS age: 1754
Options: 0x22 (-|-|DC|-|-|-|E|-)
LS Type: Area-Local Opaque-LSA
Link State ID: 8.0.39.20 (Area-Local Opaque-Type/ID)
Opaque Type: 8
Opaque ID: 10004
Advertising Router: 10.0.1.11
LS Seq Number: 80000001
Checksum: 0x0713
Length: 52

Link Type: 2
Link ID: 10.11.1.1
Link Data: 10.11.1.1
Flags: 0x60 (-|V|L|-|-|-|-|-)
MT-ID: 0
NBR ID: 10.0.1.1
SID: 24961

LS age: 1643
Options: 0x22 (-|-|DC|-|-|-|E|-)
LS Type: Area-Local Opaque-LSA
Link State ID: 8.0.39.22 (Area-Local Opaque-Type/ID)
Opaque Type: 8
Opaque ID: 10006
Advertising Router: 10.0.1.2
LS Seq Number: 80000001
Checksum: 0x4d6b
Length: 48

Link Type: 2
Link ID: 10.11.2.1
Link Data: 10.11.2.2
Flags: 0x60 (-|V|L|-|-|-|-|-)

MT-ID: 0
SID: 24322

LS age: 1643
Options: 0x22 (-|-|DC|-|-|-|E|-)
LS Type: Area-Local Opaque-LSA
Link State ID: 8.0.39.22 (Area-Local Opaque-Type/ID)
Opaque Type: 8
Opaque ID: 10006
Advertising Router: 10.0.1.11
LS Seq Number: 80000001
Checksum: 0x50c3
Length: 52

Link Type: 2
Link ID: 10.11.2.1
Link Data: 10.11.2.1
Flags: 0x60 (-|V|L|-|-|-|-|-)
MT-ID: 0
NBR ID: 10.0.1.2
SID: 24962

LS age: 1852
Options: 0x22 (-|-|DC|-|-|-|E|-)
LS Type: Area-Local Opaque-LSA
Link State ID: 8.0.39.24 (Area-Local Opaque-Type/ID)
Opaque Type: 8
Opaque ID: 10008
Advertising Router: 10.0.1.11
LS Seq Number: 80000001
Checksum: 0xae29
Length: 52

Link Type: 2
Link ID: 10.11.22.1
Link Data: 10.11.22.1
Flags: 0x60 (-|V|L|-|-|-|-|-)
MT-ID: 0
NBR ID: 10.0.1.22
SID: 24960

LS age: 1853
Options: 0x22 (-|-|DC|-|-|-|E|-)
LS Type: Area-Local Opaque-LSA
Link State ID: 8.0.39.24 (Area-Local Opaque-Type/ID)
Opaque Type: 8
Opaque ID: 10008

Advertising Router: 10.0.1.22
LS Seq Number: 80000001
Checksum: 0xa752
Length: 48

Link Type: 2
Link ID: 10.11.22.1
Link Data: 10.11.22.2
Flags: 0x60 (-|V|L|-|-|-|-|-)
MT-ID: 0
SID: 24960

LS age: 50
Options: 0x22 (-|-|DC|-|-|-|E|-)
LS Type: Area-Local Opaque-LSA
Link State ID: 8.0.39.25 (Area-Local Opaque-Type/ID)
Opaque Type: 8
Opaque ID: 10009
Advertising Router: 10.0.1.1
LS Seq Number: 80000002
Checksum: 0xf32c
Length: 48

Link Type: 2
Link ID: 10.22.1.1
Link Data: 10.22.1.2
Flags: 0x60 (-|V|L|-|-|-|-|-)
MT-ID: 0
SID: 24961

LS age: 1747
Options: 0x22 (-|-|DC|-|-|-|E|-)
LS Type: Area-Local Opaque-LSA
Link State ID: 8.0.39.25 (Area-Local Opaque-Type/ID)
Opaque Type: 8
Opaque ID: 10009
Advertising Router: 10.0.1.22
LS Seq Number: 80000001
Checksum: 0xc72c
Length: 52

Link Type: 2
Link ID: 10.22.1.1
Link Data: 10.22.1.1
Flags: 0x60 (-|V|L|-|-|-|-|-)
MT-ID: 0
NBR ID: 10.0.1.1
SID: 24961

LS age: 1658
Options: 0x22 (-|-|DC|-|-|-|E|-)
LS Type: Area-Local Opaque-LSA
Link State ID: 8.0.39.28 (Area-Local Opaque-Type/ID)
Opaque Type: 8
Opaque ID: 10012
Advertising Router: 10.0.1.2
LS Seq Number: 80000001
Checksum: 0x2974
Length: 48

Link Type: 2
Link ID: 10.22.2.1
Link Data: 10.22.2.2
Flags: 0x60 (-|V|L|-|-|-|-|-)
MT-ID: 0
SID: 24321

LS age: 266
Options: 0x22 (-|-|DC|-|-|-|E|-)
LS Type: Area-Local Opaque-LSA
Link State ID: 8.0.39.28 (Area-Local Opaque-Type/ID)
Opaque Type: 8
Opaque ID: 10012
Advertising Router: 10.0.1.22
LS Seq Number: 80000002
Checksum: 0x05e6
Length: 52

Link Type: 2
Link ID: 10.22.2.1
Link Data: 10.22.2.1
Flags: 0x60 (-|V|L|-|-|-|-|-)
MT-ID: 0
NBR ID: 10.0.1.2
SID: 24962

LS age: 330
Options: 0x22 (-|-|DC|-|-|-|E|-)
LS Type: Area-Local Opaque-LSA
Link State ID: 8.0.39.29 (Area-Local Opaque-Type/ID)
Opaque Type: 8
Opaque ID: 10013
Advertising Router: 10.0.1.1
LS Seq Number: 80000002
Checksum: 0x0d1f

Length: 52

Link Type: 2
Link ID: 10.1.1.1
Link Data: 10.1.1.1
Flags: 0x60 (-|V|L|-|-|-|-|-)
MT-ID: 0
NBR ID: 10.0.1.2
SID: 24962

LS age: 86
Options: 0x22 (-|-|DC|-|-|-|E|-)
LS Type: Area-Local Opaque-LSA
Link State ID: 8.0.39.29 (Area-Local Opaque-Type/ID)
Opaque Type: 8
Opaque ID: 10013
Advertising Router: 10.0.1.2
LS Seq Number: 80000002
Checksum: 0x9335
Length: 48

Link Type: 2
Link ID: 10.1.1.1
Link Data: 10.1.1.2
Flags: 0x60 (-|V|L|-|-|-|-|-)
MT-ID: 0
SID: 24320

LS age: 1123
Options: 0x22 (-|-|DC|-|-|-|E|-)
LS Type: Area-Local Opaque-LSA
Link State ID: 8.0.39.31 (Area-Local Opaque-Type/ID)
Opaque Type: 8
Opaque ID: 10015
Advertising Router: 10.0.1.2
LS Seq Number: 80000001
Checksum: 0x2df9
Length: 52

Link Type: 2
Link ID: 10.44.2.2
Link Data: 10.44.2.2
Flags: 0x60 (-|V|L|-|-|-|-|-)
MT-ID: 0
NBR ID: 10.0.1.44
SID: 24323

```
LS age: 1301
Options: 0x22 (-|-|DC|-|-|-|E|-)
LS Type: Area-Local Opaque-LSA
Link State ID: 8.0.39.35 (Area-Local Opaque-Type/ID)
Opaque Type: 8
Opaque ID: 10019
Advertising Router: 10.0.1.1
LS Seq Number: 80000001
Checksum: 0x3d87
Length: 52
```

```
Link Type: 2
Link ID: 10.33.1.2
Link Data: 10.33.1.2
Flags: 0x60 (-|V|L|-|-|-|-|-)
MT-ID: 0
NBR ID: 10.0.1.33
SID: 24963
```

```
P1#show ip ospf database opaque-area 7.0.0.0
```

```
OSPF Router with ID (10.0.1.1) (Process ID 1 VRF default)
```

```
Area-Local Opaque-LSA (Area 0.0.0.0)
```

```
LS age: 1793
Options: 0x22 (-|-|DC|-|-|-|E|-)
LS Type: Area-Local Opaque-LSA
Link State ID: 7.0.0.0 (Area-Local Opaque-Type/ID)
Opaque Type: 7
Opaque ID: 0
Advertising Router: 10.0.1.1
LS Seq Number: 80000001
Checksum: 0x6ffe
Length: 44
```

```
Prefix type : Extended Prefix TLV
Route Type: 1
Prefix Length: 32
AF: 0
Flags: 0x40 (-|N|-|-|-|-|-|-)
Address Prefix: 10.0.1.1
Flags: 0x40 (-|NP|-|-|-|-|-|-)
MT-ID: 0
Algorithm: 0
SID: 2000
```

```
LS age: 1711
Options: 0x22 (-|-|DC|-|-|-|E|-)
LS Type: Area-Local Opaque-LSA
```

Length: 44

Prefix type : Extended Prefix TLV
Route Type: 1
Prefix Length: 32
AF: 0
Flags: 0x40 (-|N|-|-|-|-|-|-)
Address Prefix: 10.0.1.22
Flags: 0x40 (-|NP|-|-|-|-|-|-|-)
MT-ID: 0
Algorithm: 0
SID: 1000

P1#show ip ospf database opaque-area 8.0.39.20

OSPF Router with ID (10.0.1.1) (Process ID 1 VRF default)
Area-Local Opaque-LSA (Area 0.0.0.0)

LS age: 1777
Options: 0x22 (-|-|DC|-|-|-|E|-)
LS Type: Area-Local Opaque-LSA
Link State ID: 8.0.39.20 (Area-Local Opaque-Type/ID)
Opaque Type: 8
Opaque ID: 10004
Advertising Router: 10.0.1.1
LS Seq Number: 80000001
Checksum: 0xd567
Length: 48

Link Type: 2
Link ID: 10.11.1.1
Link Data: 10.11.1.2
Flags: 0x60 (-|V|L|-|-|-|-|-|-)
MT-ID: 0
SID: 24960

LS age: 1778
Options: 0x22 (-|-|DC|-|-|-|E|-)
LS Type: Area-Local Opaque-LSA
Link State ID: 8.0.39.20 (Area-Local Opaque-Type/ID)
Opaque Type: 8
Opaque ID: 10004
Advertising Router: 10.0.1.11
LS Seq Number: 80000001
Checksum: 0x0713
Length: 52

Link Type: 2

```
Link ID: 10.11.1.1
Link Data: 10.11.1.1
Flags: 0x60 (-|V|L|-|-|-|-)
MT-ID: 0
NBR ID: 10.0.1.1
SID: 24961
```

```
P1#show ip ospf database opaque-area 8.0.39.22
```

```
OSPF Router with ID (10.0.1.1) (Process ID 1 VRF default)
```

```
Area-Local Opaque-LSA (Area 0.0.0.0)
```

```
LS age: 1671
Options: 0x22 (-|-|DC|-|-|-|E|-)
LS Type: Area-Local Opaque-LSA
Link State ID: 8.0.39.22 (Area-Local Opaque-Type/ID)
Opaque Type: 8
Opaque ID: 10006
Advertising Router: 10.0.1.2
LS Seq Number: 80000001
Checksum: 0x4d6b
Length: 48
```

```
Link Type: 2
Link ID: 10.11.2.1
Link Data: 10.11.2.2
Flags: 0x60 (-|V|L|-|-|-|-)
MT-ID: 0
SID: 24322
```

```
LS age: 1671
Options: 0x22 (-|-|DC|-|-|-|E|-)
LS Type: Area-Local Opaque-LSA
Link State ID: 8.0.39.22 (Area-Local Opaque-Type/ID)
Opaque Type: 8
Opaque ID: 10006
Advertising Router: 10.0.1.11
LS Seq Number: 80000001
Checksum: 0x50c3
Length: 52
```

```
Link Type: 2
Link ID: 10.11.2.1
Link Data: 10.11.2.1
Flags: 0x60 (-|V|L|-|-|-|-)
MT-ID: 0
NBR ID: 10.0.1.2
SID: 24962
```

P1#show ip ospf database opaque-area 4.0.0.0

OSPF Router with ID (10.0.1.1) (Process ID 1 VRF default)

Area-Local Opaque-LSA (Area 0.0.0.0)

LS age: 1018
Options: 0x22 (-|-|DC|-|-|-|E|-)
LS Type: Area-Local Opaque-LSA
Link State ID: 4.0.0.0 (Area-Local Opaque-Type/ID)
Opaque Type: 4
Opaque ID: 0
Advertising Router: 10.0.1.1
LS Seq Number: 80000002
Checksum: 0x29c7
Length: 52

Range Size: 8000
Base-SID: 16000
Algorithm: 0
Preference: 200

LS age: 990
Options: 0x22 (-|-|DC|-|-|-|E|-)
LS Type: Area-Local Opaque-LSA
Link State ID: 4.0.0.0 (Area-Local Opaque-Type/ID)
Opaque Type: 4
Opaque ID: 0
Advertising Router: 10.0.1.2
LS Seq Number: 80000002
Checksum: 0xfa59
Length: 52

Range Size: 8000
Base-SID: 16000
Algorithm: 0
Preference: 100

LS age: 384
Options: 0x22 (-|-|DC|-|-|-|E|-)
LS Type: Area-Local Opaque-LSA
Link State ID: 4.0.0.0 (Area-Local Opaque-Type/ID)
Opaque Type: 4
Opaque ID: 0
Advertising Router: 10.0.1.11
LS Seq Number: 80000002
Checksum: 0x6e5c

Length: 44

Range Size: 8000
Base-SID: 16000
Algorithm: 0

LS age: 642
Options: 0x22 (-|-|DC|-|-|-|E|-)
LS Type: Area-Local Opaque-LSA
Link State ID: 4.0.0.0 (Area-Local Opaque-Type/ID)
Opaque Type: 4
Opaque ID: 0
Advertising Router: 10.0.1.22
LS Seq Number: 80000002
Checksum: 0x2c93
Length: 44

Range Size: 8000
Base-SID: 16000
Algorithm: 0

Validation 5

Displays the details of mapping server entries.

```
P2#show segment-routing mapping-server prefix-sid-map ipv4
Prefix          SID Index      Range          Flags
10.0.1.33/32    6000           1
10.0.1.44/32    7000           1
```

Number of mapping entries: 2

```
P2#show ip ospf segment-routing mapping-table active
OSPF process ID: 1
Conflict Resolution Policy: Quarantine
```

Prefix	SID Index	Range	Flags
10.0.1.1/32	2000	1	
10.0.1.2/32	3000	1	
10.0.1.11/32	0	1	
10.0.1.22/32	1000	1	
10.0.1.33/32	4000	1	
10.0.1.44/32	5000	1	

Number of mapping entries in Active Table: 6

```
P2#show ip ospf segment-routing mapping-table inactive
OSPF process ID: 1
Conflict Resolution Policy: Quarantine
```

Prefix	SID Index	Range	Flags
10.0.1.33/32	6000	1	
10.0.1.44/32	7000	1	

Number of mapping entries in Inactive Table: 2

P2#show ip ospf segment-routing announce-list

Area 0.0.0.0

Instance 0

Prefix:10.0.1.2/32

Origin Adv-Router:10.0.1.2

Route-Type:1

CHAPTER 9 Configuring OSPFv6 Segment Routing IPv6

This chapter contains configurations of SRv6 with OSPFv6.

SRv6

SRv6 represents Segment routing (SR) with IPv6 data plane. The SRv6 network program is encoded in the Segment Routing extension Header (SRH) of a network packet as an ordered list of segments. The most significant bits of a segment are called “locator”. The locator acts as any routed subnet address and ensures that the packet destined for a segment is routed to the destination of that segment. The packet goes from node to node and receives sequential processing according to ordered instructions selected by the source and encoded in the SRH. No intermediate node changes the flow.

Topology

Below example shows the SRv6 with OSPFv6 configurations.

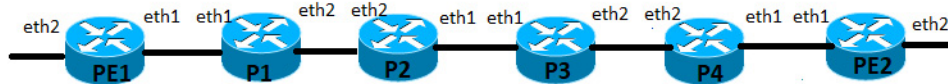


Figure 9-7: OSPFv6 Configuration Topology

PE1

PE1#configure terminal	Enter configure mode.
PE1 (config)#tunnel-policy policy0	Configure tunnel policy
PE1 (config-tnl-policy)#color 1	Color to be used as 1
PE1 (config-tnl-policy)#exit	Exit to config mode
PE1 (config)#ip vrf vrf1	IP VRF config with name vrf1
PE1 (config-vrf)#tunnel-select-policy policy0	Tunnel-policy to be mapped as policy0
PE1 (config-vrf)#rd 1:1	Route-distinguisher value
PE1 (config-vrf)#route-target both 1:1	Route target value
PE1 (config-vrf)#exit	Exit to config mode
PE1 (config)#interface lo	Enter interface mode.
PE1 (config-if)#ipv6 address cafe:1:2::11/128	Configure IPv6 address of the loopback interface.
PE1 (config-if)# ip address 11.11.11.11/32 secondary	Configure IP address on the loopback interface as secondary
PE1 (config-if)# ipv6 address cafe:1:2::11/128	Configure IPv6 address
PE1 (config-if)# ipv6 router ospf area 0.0.0.0 tag 1 instance-id 0	Make the interface part of the router ospf area 0.
PE1 (config-if)#exit	Exit interface mode.

PE1(config)#interface eth1	Enter interface mode.
PE1(config-if)#ipv6 address 1111::2/64	Configure the IPv6 address of the interface.
PE1(config-if)#ipv6 router ospf area 0.0.0.0 tag 1 instance-id 0	Make the interface part of the router OSPF area 0.
PE1(config)#interface eth2	Enter interface mode.
PE1(config-if)#ip vrf forwarding vrf1	Attaching eth2 to as part of vrf1
PE1(config-if)#ip address 101.1.1.1/24	Configure the IP address of the interface.
PE1(config-if)#exit	Exit interface mode
PE1(config)#router ipv6 ospf 1	Set the routing process ID as 1
PE1(config-router-af)#segment-routing srv6	Enable SRv6 under IPv6 address-family
PE1(config-router-af-srv6)# srv6-locator Srs123	Name to SRv6 locator
PE1(config-router-af-srv6)#exit-srv6	Exit SRv6 mode
PE1(config-router)#exit	Exit router mode.
PE1(config)# router bgp 1000	Configure router BGP in AS 1000
PE1(config-router)# neighbor cafe:1:2::22 remote-as 1000	Configure neighbor in remote-as 1000
PE1(config-router)#neighbor cafe:1:2::22 update-source lo	Configure neighbor with update-source lo
PE1(config-router)# address-family vpnv4 unicast	Enter VPNv4 Address family mode
PE1(config-router-af)# segment-routing srv6	Enter SR6 mode
PE1(config-router-vpnv4-srv6)# srv6-locator srs123	Configure locator name under srv6 mode
PE1(config-router-vpnv4-srv6)# exit-srv6	Exit SRv6 mode
PE1(config-router-af)#neighbor cafe:1:2::22 activate	Activate VPNv4 neighbor
PE1(config-router-af)# neighbor cafe:1:2::22 capability extended-nextthop-encode	Configure extended nexthop encode capability for vpnv4 neighbor
PE1(config-router-af)#exit-address-family	Exit from Address Family configuration mode
PE1(config-router)#address-family ipv4 vrf vrf1	Enter VRF address family
PE1(config-router-af)#redistribute connected	Redistribute connected routes
PE1(config-router-af)#segment-routing srv6	Enter SRv6 mode
PE1(config-router-vrfv4-srv6)#sid-alloc per-vrf	Allocate sid per VRF
PE1(config-router-vrfv4-srv6)#exit-srv6	Exit SRv6 mode
PE1(config-router-vrfv4-srv6)#exit-address-family	Exit from Address Family configuration mode
PE1(config-router-af)#exit	Exit from router mode

PE1 (config)#segment-routing	Configuring segment-routing
PE1 (config-sr)#srv6	Segment-Routing over IPv6 Data-Plane
PE1 (config-srv6)#locators	Configure SRv6 locators
PE1 (config-srv6-loc)#locator srs123	Locator name as Srs123
PE1 (config-srv6-loc-conf)# prefix cafe:1:2:a11::/64	IPv6 prefix for locator
PE1 (config-srv6-loc-conf)#exit-locator	Exit from locator mode
PE1 (config-srv6-loc)#exit-locators	Exit from SRv6 locators configuration mode
PE1 (config-srv6)#exit-srv6	Exit from SRv6 configuration mode
PE1 (config-sr)#traffic-engineering	Segment Routing traffic engineering
Segment Routing traffic engineering	Configure segment list as 1
PE1 (config-sr-sl)#index 1 segment- type-2 cafe:1:2:a22:2001::	Configure segment type 2 with SRv6 SIDs
PE1 (config-sr-sl)#exit-sr-sl	Exit segment list mode
PE1 (config-sr-te)#policy 1	Policy configuration with name 1
PE1 (config-sr-pol)# color 1 end-point cafe:1:2::22	SR-policy color and end-point
PE1 (config-sr-pol-cp)#candidate-path 1	SR policy candidate path
PE1 (config-sr-pol-cp)#preference 100	Candidate Path preference
PE1 (config-sr-pol-cp)# explicit segment-list 1	Dynamic candidate path as OSPF
PE1 (config-sr-pol)#exit-sr-pol	Exit from SR policy configuration mode
PE1 (config-sr-te)#exit-te	Exit from traffic engineering configuration mode

P1

P1#configure terminal	Enter configure mode.
P1 (config)#interface eth1	Enter interface mode.
P1 (config-if)# ipv6 address 1111::1/64	Configure the IPv6 address of the interface.
P1 (config-if)#ipv6 router ospf area 0.0.0.0 tag 1 instance-id 0	Make the interface part of the router ospf area 0.
P1 (config)#interface eth2	Enter interface mode.
P1 (config-if)# ipv6 address 5001::1/64	Configure the IP address of the interface.
P1 (config-if)#ipv6 router ospf area 0.0.0.0 tag 1 instance-id 0	Make the interface part of the router OSPF area 0.
P1 (config-if)#exit	Exit interface mode.
P1 (config)#router ipv6 ospf 1	Set the routing process ID as 1
P1 (config-router)#segment-routing srv6	Enable SRv6 under IPv6 address-family
PE1 (config-router-af-srv6)# srv6- locator srs123	Name to SRv6 locator
P1 (config-router)#exit	Exit router mode.

P2

P2#configure terminal	Enter configure mode.
P2(config)#interface eth1	Enter interface mode.
P2(config-if)# ipv6 address 50::50/64	Configure the IPv6 address of the interface.
P2(config-if)#ipv6 router ospf area 0.0.0.0 tag 1 instance-id 0	Make the interface part of the router OSPF area 0.
P2(config)#interface eth2	Enter interface mode.
P2(config-if)# ipv6 address 5001::2/64	Configure the IP address of the interface.
P2(config-if)#ipv6 router ospf area 0.0.0.0 tag 1 instance-id 0	Make the interface part of the router OSPF area 0.
P2(config-if)#exit	Exit interface mode.
P2(config)#router ipv6 ospf 1	Set the routing process ID as 1
P2(config-router)#segment-routing srv6	Configure is-type as level-2
P2(config-router-af-srv6)#srv6-locator srs123	Name to SRv6 locator
P2(config-router)#exit	Exit router mode.

P3

P3#configure terminal	Enter configure mode.
P3(config)#interface eth1	Enter interface mode.
P3(config-if)# ipv6 address 50::5/64	Configure the IPv6 address of the interface.
P3(config-if)#ipv6 router ospf area 0.0.0.0 tag 1 instance-id 0	Make the interface part of the router OSPF area 0.
P3(config)#interface eth2	Enter interface mode.
P3(config-if)# ipv6 address 511::1/64	Configure the IP address of the interface.
P3(config-if)#ipv6 router ospf area 0.0.0.0 tag 1 instance-id 0	Make the interface part of the router OSPF area 0.
P3(config-if)#exit	Exit interface mode.
P3(config)#router ipv6 ospf 1	Set the routing process ID as 1
P3(config-router)#segment-routing srv6	Configure is-type as level-2
P3(config-router-af-srv6)#srv6-locator srs123	Name to SRv6 locator
P3(config-router)#exit	Exit router mode.

P4

P4#configure terminal	Enter configure mode.
P4(config)#interface eth1	Enter interface mode.
P4(config-if)# ipv6 address 611::1/64	Configure the IPv6 address of the interface.
P4(config-if)#ipv6 router ospf area 0.0.0.0 tag 1 instance-id 0	Make the interface part of the router OSPF area 0.
P4(config)#interface eth2	Enter interface mode.

P4(config-if)# ipv6 address 511::2/64	Configure the IP address of the interface.
P4(config-if)#ipv6 router ospf area 0.0.0.0 tag 1 instance-id 0	Make the interface part of the router OSPF area 0.
P4(config-if)#exit	Exit interface mode.
P4(config)#router ipv6 ospf 1	Set the routing process ID as 1
P4(config-router)#segment-routing srv6	Configure is-type as level-2
P4(config-router-af-srv6)#srv6-locator srs123	Name to SRv6 locator
P4(config-router)#exit	Exit router mode.

PE2

PE2#configure terminal	Enter configure mode.
PE2(config)#tunnel-policy policy0	Configure tunnel policy
PE2(config-tnl-policy)#color 1	Color to be used as 1
PE2(config-tnl-policy)#exit	Exit to config mode
PE2(config)#ip vrf vrf1	IP VRF config with name vrf1
PE2(config-vrf)#tunnel-select-policy policy0	tunnel-policy to be mapped as policy0
PE2(config-vrf)#rd 1:2	Route-distinguisher value
PE2(config-vrf)#route-target both 1:1	Route target value
PE2(config-vrf)#exit	Exit to config mode
PE2(config)#interface lo	Enter interface mode.
PE2(config-if)# ip address 6.6.6.6/32 secondary	Configure ip address on the loopback interface as secondary
PE2(config-if)#ipv6 address cafe:1:2::22/128	Configure IPv6 address of the loopback interface.
PE2(config-if)#ipv6 router ospf area 0.0.0.0 tag 1 instance-id 0	Make the interface part of the router OSPF area 0.
PE2(config-if)#exit	Exit interface mode.
PE2(config)#interface eth1	Enter interface mode.
PE2(config-if)#ipv6 address 611::2/64	Configure the IPv6 address of the interface.
PE2(config-if)#ipv6 router ospf area 0.0.0.0 tag 1 instance-id 0	Make the interface part of the router ospf area 0.
PE2(config)#interface eth2	Enter interface mode.
PE2(config-if)#ip vrf forwarding vrf1	Attaching eth2 to as part of vrf1
PE2(config-if)#ip address 201.1.1.1/24	Configure the IP address of the interface.
PE2(config-if)#exit	Exit interface mode
PE2(config)#router ipv6 ospf 1	Set the routing process ID as 1
PE2(config-router)#segment-routing srv6	Configure is-type as level-2
PE2(config-router-af-srv6)#srv6-locator srs123	Name to SRv6 locator
PE2(config-router-af-srv6)#exit-srv6	Exit SRv6 mode
PE2(config-router)#exit	Exit router mode.

PE2(config)# router bgp 1000	Configure router BGP in AS 1000
PE2(config-router)# neighbor cafe:1:2::11 remote-as 1000	Configure neighbor in remote-as 1000
PE2(config-router)#neighbor cafe:1:2::11 update-source lo	Configure neighbor with update-source lo
PE2(config-router)# address-family vpn4 unicast	Enter VPNv4 Address family mode
PE2(config-router-af)# segment-routing srv6	Enter SRv6 mode
PE2(config-router-vpnv4-srv6)# srv6- locator PE2_locator	Configure locator name under SRv6 mode
PE2(config-router-vpnv4-srv6)# exit- srv6	Exit SRv6 mode
PE2(config-router-af)#neighbor cafe:1:2::11 activate	Activate VPNv4 neighbor
PE2(config-router-af)# neighbor cafe:1:2::11 capability extended- nexthop-encode	Configure extended nexthop encode capability for VPNv4 neighbor
PE2(config-router-af)#exit-address- family	Exit from Address Family configuration mode
PE2(config-router)#address-family ipv4 vrf vrf1	Enter VRF address family
PE2(config-router-af)#redistribute connected	Redistribute connected routes
PE2(config-router-af)#segment-routing srv6	Enter SRv6 mode
PE2(config-router-vrfv4-srv6)#sid- alloc per-vrf	Allocate sid per VRF
PE2(config-router-vrfv4-srv6)#exit- srv6	Exit SRv6 mode
PE2(config-router-vrfv4-srv6)#exit- address-family	Exit from Address Family configuration mode
PE2(config-router-af)#exit	Exit from router mode
PE2(config)#segment-routing	Configuring segment-routing
PE2(config-sr)#srv6	Segment-Routing over IPv6 Data-Plane
PE2(config-srv6)#locators	Configure SRv6 locators
PE2(config-srv6-loc)#locator srs123	Locator name as PE2_locator
PE2(config-srv6-loc-conf)# prefix cafe:1:2:a11::/64	IPv6 prefix for locator
PE2(config-srv6-loc-conf)#exit-locator	Exit from locator mode
PE2(config-srv6-loc)#exit-locators	Exit from SRv6 locators configuration mode
PE2(config-srv6)#exit-srv6	Exit from SRv6 configuration mode
PE2(config-sr)#traffic-engineering	Segment Routing traffic engineering
PE2(config-sr-sl)#segment-list 1	Configure segment list as 1
PE2(config-sr-sl)#index 1 segment- type-2 cafe:1:2:a22:2001::	Configure segment type 2 with SRv6 SIDs
PE2(config-sr-sl)#exit-sr-sl	Exit segment list mode

PE2(config-sr-te)#policy 1	Policy configuration with name 1
PE2(config-sr-pol)# color 1 end-point cafe:1:2::11	SR-policy color and end-point
PE2(config-sr-pol-cp)#candidate-path 1	SR policy candidate path
PE2(config-sr-pol-cp)#preference 100	Candidate Path preference
PE2(config-sr-pol-cp)# explicit segment-list 1	Configuring explicit segment-list as 1
PE2(config-sr-pol)#exit-sr-pol	Exit from SR policy configuration mode
PE2(config-sr-te)#exit-te	Exit from traffic engineering configuration mode

Validation

```
PE1-7028#show ipv6 ospf neighbor
```

```
Total number of full neighbors: 1
```

```
OSPFv3 Process (1)
```

Neighbor ID	Pri	State	Dead Time	Interface	Instance ID
2.2.2.2	1	Full/DR	00:00:31	ce0	0

```
PE1-7028#show ipv6 route
```

```
IPv6 Routing Table
```

```
Codes: K - kernel route, C - connected, S - static, D- DHCP, R - RIP,
       O - OSPF, IA - OSPF inter area, E1 - OSPF external type 1,
       E2 - OSPF external type 2, E - EVPN N1 - OSPF NSSA external type 1,
       N2 - OSPF NSSA external type 2, i - IS-IS, B - BGP,
       P - SRV6-POLICY,
       v - vrf leaked
```

```
Timers: Uptime
```

```
IP Route Table for VRF "default"
```

```
C      ::1/128 via ::, lo, 00:56:23
O      50::/64 [110/3] via fe80::ba6a:97ff:fed6:716e, ce0, 00:02:17
O      102::/64 [110/6] via fe80::ba6a:97ff:fed6:716e, ce0, 00:01:43
O      511::/64 [110/4] via fe80::ba6a:97ff:fed6:716e, ce0, 00:01:43
C      567::/64 via ::, ce0, 00:03:03
O      611::/64 [110/5] via fe80::ba6a:97ff:fed6:716e, ce0, 00:01:43
O      1234::/64 [110/2] via fe80::ba6a:97ff:fed6:716e, ce0, 00:02:17
O      3234::/64 [110/5] via fe80::ba6a:97ff:fed6:716e, ce0, 00:01:43
O      5001::/64 [110/2] via fe80::ba6a:97ff:fed6:716e, ce0, 00:02:17
C      cafe:1:2::11/128 via ::, lo, 00:55:51
O      cafe:1:2::22/128 [110/5] via fe80::ba6a:97ff:fed6:716e, ce0, 00:01:43
O      cafe:1:2:a11::/64 [110/1] via ::, lo, 00:02:23
C      cafe:1:2:a11:801::/128, SRV6 END SID
      via ::, lo, 00:55:51
C      cafe:1:2:a11:1001::/128, SRV6 END SID
      via ::, lo, 00:55:51
C      cafe:1:2:a11:2001::/128, SRV6 END SID
      via ::, lo, 00:55:51
```

```
C    cafe:1:2:a11:2003::/128, SRV6 END.X SID
    via fe80::ba6a:97ff:fed6:716e, ce0, 00:02:23
C    cafe:1:2:a11:8001::/128, SRV6 END.DT4 SID
    via ::, lo, 00:55:51
O    cafe:1:2:a22::/64 [110/6] via fe80::ba6a:97ff:fed6:716e, ce0, 00:01:43
C    fe80::/64 via ::, ce0, 00:03:03
```

PE1-7028#show ipv6 ospf database

OSPFv3 Router with ID (1.1.1.1) (Process 1)

Link-LSA (Interface lo)

Link State ID	ADV Router	Age	Seq#	CkSum	Prefix
0.0.0.1	1.1.1.1	64	0x80000003	0x9f63	2

Link-LSA (Interface ce0)

Link State ID	ADV Router	Age	Seq#	CkSum	Prefix
0.0.39.151	1.1.1.1	496	0x80000001	0x0449	1
0.0.39.65	2.2.2.2	497	0x80000001	0xcf29	1

Router-LSA (Area 0.0.0.0)

Link State ID	ADV Router	Age	Seq#	CkSum	Link
0.0.0.0	1.1.1.1	416	0x80000009	0x1aa8	1
0.0.0.0	2.2.2.2	452	0x80000008	0x6b13	2
0.0.0.0	3.3.3.3	712	0x80000006	0x2452	2
0.0.0.0	4.4.4.4	709	0x80000004	0xabbf	2
0.0.0.0	5.5.5.5	713	0x80000008	0x5f3d	2
0.0.0.0	6.6.6.6	421	0x8000000d	0x064b	1

Network-LSA (Area 0.0.0.0)

Link State ID	ADV Router	Age	Seq#	CkSum
0.0.39.65	2.2.2.2	457	0x80000001	0xf496
0.0.39.21	3.3.3.3	1799	0x80000002	0xe2c7
0.0.39.66	3.3.3.3	713	0x80000001	0x85f0
0.0.39.22	5.5.5.5	713	0x80000001	0x474b
0.0.39.17	6.6.6.6	5	0x80000003	0xabdd

Intra-Area-Prefix-LSA (Area 0.0.0.0)

Link State ID	ADV Router	Age	Seq#	CkSum	Prefix	Reference
0.0.0.1	1.1.1.1	415	0x8000000a	0x70e5	2	Router-LSA
0.0.0.1	2.2.2.2	451	0x8000000a	0x6bf9	1	Router-LSA
0.0.0.2	2.2.2.2	451	0x80000001	0x5c82	1	Network-LSA
0.0.0.2	3.3.3.3	1794	0x80000002	0x4bd1	1	Network-LSA
0.0.0.4	3.3.3.3	712	0x80000001	0x39b6	1	Network-LSA
0.0.0.1	5.5.5.5	712	0x80000009	0x0c22	1	Router-LSA

0.0.0.2	5.5.5.5	712	0x80000001	0x2a1e	1	Network-LSA
0.0.0.1	6.6.6.6	420	0x8000000e	0xd7de	3	Router-LSA
0.0.0.2	6.6.6.6	20	0x80000003	0xf7ce	1	Network-LSA
0.0.0.3	6.6.6.6	1798	0x80000002	0x132f	1	Network-LSA

Opaque-LSA (Area 0.0.0.0)

Link State ID	ADV Router	Age	Seq#	CkSum
0.0.0.0	1.1.1.1	456	0x80000004	0x6741
0.0.0.0	6.6.6.6	5	0x80000006	0xccc5

Ext-Router-LSA (Area 0.0.0.0)

Link State ID	ADV Router	Age	Seq#	CkSum
0.0.39.151	1.1.1.1	456	0x80000001	0x9a3a
0.0.39.171	1.1.1.1	456	0x80000003	0xacfa
0.0.39.17	6.6.6.6	3600	0x80000003	0x6e60
0.0.39.37	6.6.6.6	3600	0x80000003	0x0a99
19.138.128.101	6.6.6.6	3600	0x80000003	0x10bd

Locator-LSA (Area 0.0.0.0)

Link State ID	ADV Router	Age	Seq#	CkSum
0.0.39.151	1.1.1.1	456	0x80000001	0x2679
0.0.39.171	1.1.1.1	456	0x80000003	0x5930
0.0.39.17	6.6.6.6	3600	0x80000003	0x4487
0.0.39.37	6.6.6.6	3600	0x80000003	0x7b3c
19.138.128.101	6.6.6.6	3600	0x80000003	0xabd4

PE1-7028#show segment-routing srv6 locator srs123 detail

```
Locator : srs123
Prefix : cafe:1:2:a11::/64
Uptime : 01:01:44
```

PE1-7028#show ipv6 ospf database opaque

OSPFv3 Router with ID (1.1.1.1) (Process 1)

Opaque-LSA (Area 0.0.0.0)

```
LS age: 569
LS Type: Opaque RI LSA
Link State ID: 0.0.0.0
Advertising Router: 1.1.1.1
LS Seq Number: 0x80000004
Checksum: 0x6741
Length: 48
```

```
Router Capability TLV:
Flags:0 Reserve bits:0
```

Algorithm TLV :
Algorithm: 0

Maximum SID Depth :
SRH maximum segments left (41) : 4
SRH maximum end pop (42) : 4
SRH maximum H.encaps (44) : 4
SRH maximum decapsulation sids (45) : 4

LS age: 118
LS Type: Opaque RI LSA
Link State ID: 0.0.0.0
Advertising Router: 6.6.6.6
LS Seq Number: 0x80000006
Checksum: 0xCCC5
Length: 48

Router Capability TLV:
Flags:0 Reserve bits:0

Algorithm TLV :
Algorithm: 0

Maximum SID Depth :
SRH maximum segments left (41) : 4
SRH maximum end pop (42) : 4
SRH maximum H.encaps (44) : 4
SRH maximum decapsulation sids (45) : 4

PE1-7028#show ipv6 ospf database locator

OSPFv3 Router with ID (1.1.1.1) (Process 1)

Locator-LSA (Area 0.0.0.0)

LS age: 586
LS Type: Locator LSA
Link State ID: 0.0.39.151
Advertising Router: 1.1.1.1
LS Seq Number: 0x80000001
Checksum: 0x2679
Length: 120

Locator-LSA (Length:24):
Route type:0 Algorithm:0
Flags:0 Metric:0
Prefix: cafe:1:2:all::/64

```
SRv6 END TLV (Length:20):  
  Flags:0      Reserved:0  
  END SID: cafe:1:2:a11:2001::  
  End-point behaviour: End with PSP (2)
```

```
SRv6 END TLV (Length:20):  
  Flags:0      Reserved:0  
  END SID: cafe:1:2:a11:1001::  
  End-point behaviour: End with USP (3)
```

```
SRv6 END TLV (Length:20):  
  Flags:0      Reserved:0  
  END SID: cafe:1:2:a11:801::  
  End-point behaviour: End with USD (28)
```

```
LS age: 586  
LS Type: Locator LSA  
Link State ID: 0.0.39.171  
Advertising Router: 1.1.1.1  
LS Seq Number: 0x80000003  
Checksum: 0x5930  
Length: 120
```

```
Locator-LSA (Length:24):  
  Route type:0   Algorithm:0  
  Flags:0       Metric:0  
  Prefix: cafe:1:2:a11::/64
```

```
SRv6 END TLV (Length:20):  
  Flags:0      Reserved:0  
  END SID: cafe:1:2:a11:2001::  
  End-point behaviour: End with PSP (2)
```

```
SRv6 END TLV (Length:20):  
  Flags:0      Reserved:0  
  END SID: cafe:1:2:a11:1001::  
  End-point behaviour: End with USP (3)
```

```
SRv6 END TLV (Length:20):  
  Flags:0      Reserved:0  
  END SID: cafe:1:2:a11:801::  
  End-point behaviour: End with USD (28)
```

```
LS age: 135  
LS Type: Locator LSA  
Link State ID: 0.0.39.17
```

Advertising Router: 6.6.6.6
LS Seq Number: 0x80000004
Checksum: 0x4288
Length: 120

Locator-LSA (Length:24):
Route type:0 Algorithm:0
Flags:0 Metric:0
Prefix: cafe:1:2:a22::/64

SRv6 END TLV (Length:20):
Flags:0 Reserved:0
END SID: cafe:1:2:a22:2001::
End-point behaviour: End with PSP (2)

SRv6 END TLV (Length:20):
Flags:0 Reserved:0
END SID: cafe:1:2:a22:1001::
End-point behaviour: End with USP (3)

SRv6 END TLV (Length:20):
Flags:0 Reserved:0
END SID: cafe:1:2:a22:801::
End-point behaviour: End with USD (28)

LS age: 135
LS Type: Locator LSA
Link State ID: 0.0.39.37
Advertising Router: 6.6.6.6
LS Seq Number: 0x80000004
Checksum: 0x793D
Length: 120

Locator-LSA (Length:24):
Route type:0 Algorithm:0
Flags:0 Metric:0
Prefix: cafe:1:2:a22::/64

SRv6 END TLV (Length:20):
Flags:0 Reserved:0
END SID: cafe:1:2:a22:2001::
End-point behaviour: End with PSP (2)

SRv6 END TLV (Length:20):
Flags:0 Reserved:0
END SID: cafe:1:2:a22:1001::
End-point behaviour: End with USP (3)

```
SRv6 END TLV (Length:20):
  Flags:0      Reserved:0
  END SID: cafe:1:2:a22:801::
  End-point behaviour: End with USD (28)
```

```
LS age: 135
LS Type: Locator LSA
Link State ID: 19.138.128.101
Advertising Router: 6.6.6.6
LS Seq Number: 0x80000004
Checksum: 0xA9D5
Length: 120
```

```
Locator-LSA (Length:24):
  Route type:0   Algorithm:0
  Flags:0       Metric:0
  Prefix: cafe:1:2:a22::/64
```

```
SRv6 END TLV (Length:20):
  Flags:0      Reserved:0
  END SID: cafe:1:2:a22:2001::
  End-point behaviour: End with PSP (2)
```

```
SRv6 END TLV (Length:20):
  Flags:0      Reserved:0
  END SID: cafe:1:2:a22:1001::
  End-point behaviour: End with USP (3)
```

```
SRv6 END TLV (Length:20):
  Flags:0      Reserved:0
  END SID: cafe:1:2:a22:801::
  End-point behaviour: End with USD (28)
```

```
PE1-7028#sho ip bgp vpnv4 all summary
BGP router identifier 11.11.11.11, local AS number 1000
BGP table version is 2
1 BGP AS-PATH entries
0 BGP community entries
```

Neighbor PfxRcd	V	AS	MsgRcv	MsgSen	TblVer	InQ	OutQ	Up/Down	State/
cafe:1:2::22 1	4	1000	150	150	2	0	0	01:02:47	

```
Total number of neighbors 1
```

```
Total number of Established sessions 1
```

```
PE1-7028#show ip bgp vpnv4 all
```


Status codes: s suppressed, d damped, h history, a add-path, * valid, > best, i - internal, l - labeled

S Stale

Origin codes: i - IGP, e - EGP, ? - incomplete

```

Network          Next Hop          Metric    LocPrf    Weight Path
Route Distinguisher: 1:1 (Default for VRF vrf1)
*> 101.1.1.0/24    0.0.0.0          0         100       32768    ?
*>i201.1.1.0       cafe:1:2::22     0         100       0        ?
  Announced routes count = 1
  Accepted routes count = 1
Route Distinguisher: 1:1
*>i201.1.1.0       cafe:1:2::22     0         100       0        ?
  Announced routes count = 0
  Accepted routes count = 1

```

PE1-7028#show ip bgp vpnv4 all tags

Status codes: s suppressed, d damped, h history, a add-path, * valid, > best, i - internal, l - labeled

S Stale

Origin codes: i - IGP, e - EGP, ? - incomplete

```

Network          Next Hop          In Label/Out Label
Route Distinguisher: 1:1 (Default for VRF vrf1)
*> 101.1.1.0/24    0.0.0.0          Local sid cafe:1:2:a11:8001::
*>i 201.1.1.0       cafe:1:2::22     vpn sid cafe:1:2:a22:8001::
  Announced routes count = 1
  Accepted routes count = 1
Route Distinguisher: 1:1
*>i 201.1.1.0       cafe:1:2::22     Local sid cafe:1:2:a22:8001::
  Announced routes count = 0
  Accepted routes count = 1

```

PE1-7028#

PE1-7028#show segment-routing srv6 sid

SRv6 Segment ID table:

SID	Operation	Nexthop	Originator
cafe:1:2:a11:801::	END[usd]	::	nsm
cafe:1:2:a11:1001::	END[usp]	::	nsm
cafe:1:2:a11:2001::	END[psp]	::	nsm
cafe:1:2:a11:2003::	END.X[psp]	fe80::ba6a:97ff:fed6:716eospf	
cafe:1:2:a11:8001::	END.DT4	vrf vrf1	bgp:1000

PE1-7028#show segment-routing srv6 services

Codes: > - installed; T:Uses service-mapped tunnel

Service Flags	vrf	FEC	SID	Nexthop
SRv6-Policy-Name				
vpn4	>*T vrf1	201.1.1.0/24	cafe:1:2:a22:8001::	cafe:1:2::22

PE1-7028#show hsl srv6 l3vpn
TABLE: SRV6 L3VPN

```

+-----+-----+-----+-----+-----+-----+-----+-----+
| VRF | DESTINATION | POLICY/LSP/ | OUT | VPN | NEXTHOP | NEXTHOP | Number |
of | SEGMENTS | | | | | | | Segments |
| ID | FEC | TYPE/NHLFE ID | IFNAME | | | | |
+-----+-----+-----+-----+-----+-----+-----+-----+
2 201.1.1.0/24 1 /3 /PRI /3 ce0 cafe:1:2::22 fe80::ba6a:97ff:fed6:716e 1
cafe:1:2:a22:8001::

```

CHAPTER 10 OSPF-SR-User Defined Adjacency SID

This chapter contains configurations of OSPF-SR-user defined local adjacency.

Segment routing (SR) networks often use SR Traffic Engineering (SR-TE) to influence the path-specific traffic that takes over the network. SR-TE tunnels can be provisioned manually on the tunnel headend, or are calculated and provisioned by a central controller.

For traffic engineering, operators of a network need to be able to force traffic over specific nodes and links.

To force traffic over a certain node in the SR network, operators can use the Prefix-SID that is advertised by the node.

To force traffic through a certain link, operators can use the adjacency SID of the link. Without the support for user-configured adjacency SIDs, adjacency SIDs are dynamically allocated.

As dynamic value is not persistent over reload or process restart, also not known upfront, a controller cannot use it unless it has access to the information flooded by IGP.

Topology

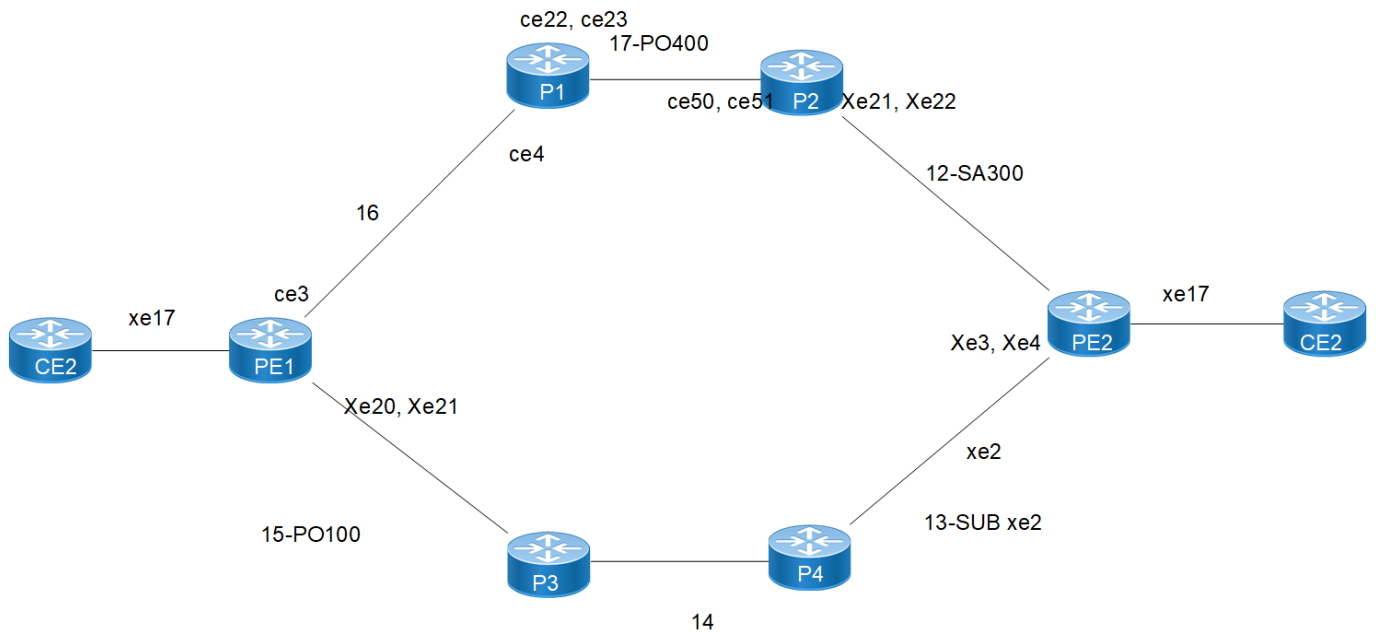


Figure 10-8: L2VPN with SRLB-SID-ADJ configuration topology

Configuration

PE-1

#configure terminal	Enter Configure mode.
(config)#segment-routing	Enter the segment routing mode.
(config-sr)#global block 10001 20000	Enable SRGB under segment routing

(config-sr)#local block 100000 109999	Enable SRLB under segment routing
(config)#interface lo	Enter interface mode
(config-if)#ip address 43.43.43.43/32 secondary	Configure IP address for the loopback interface
(config-if)#prefix-sid index 4300	Configure prefix-sid absolute value
(config-if)#commit	Commit the configuration
(config-if)#exit	Exit interface mode
(config)#router ldp	Enter router mode for LDP
(config-router)#router-id 43.43.43.43	Configure Router-id
(config-router)#targeted-peer ipv4 14.14.14.14	Configuring targeted LDP sessions to PE-2
(config-router-targeted-peer)#exit- targeted-peer-mode	Exit from targeted-peer mode
(config-router)#transport-address ipv4 43.43.43.43	Configure the transport address to be used for a TCP session over which LDP will run on an IPv4 interface
(config-router)#commit	Commit the configuration
(config-router)#exit	Exit from router mode
(config)#interface ce3	Enter interface mode
(config-if)#ip address 16.0.0.10/24	Configure IP address on interface
(config-if)#adjacency-sid absolute 100500	Configure adjacency-sid absolute value
(config-if)#ip ospf network point-to-point	Enable OSPF point-to-point network type.
(config-if)#label-switching	Enable label switching capability on the interface
(config-if)#enable-ldp ipv4	Enabling LDP on the interface
(config-if)#commit	Commit the configuration
(config-if)#exit	Exit interface mode
(config)#interface po100	Enter interface mode
(config-if)#ip address 15.0.0.20/24	Configure IP address on interface
(config-if)#adjacency-sid index 501	Configure adjacency-sid index value
(config-if)#ip ospf network point-to-point	Enable OSPF point-to-point network type.
(config-if)#label-switching	Enable label switching capability on the interface
(config-if)#enable-ldp ipv4	Enabling LDP on the interface
(config-if)#commit	Commit the configuration
(config-if)#exit	Exit interface mode
(config-if)#interface xe20	Enter interface mode
(config-if)#channel-group 100 mode active	Moving interface to Dynamic LAG
(config-if)#exit	Exit interface mode
(config-if)#interface xe21	Enter interface mode
(config-if)#channel-group 100 mode active	Moving interface to Dynamic LAG
(config-if)#exit	Exit interface mode
(config)#router ospf 100	Configure the routing process and specify the Process ID, (100). The Process ID should be a unique positive integer to identifying the routing process.
(config-router)#ospf router-id 43.43.43.43	Configure ospf Router-id

(config-router)#network 15.0.0.20/24 area 0	Define the interface on which OSPF runs and associate the area ID (0) with the interface.
(config-router)#network 16.0.0.10/24 area 0	Define the interface on which OSPF runs and associate the area ID (0) with the interface.
(config-router)#network 43.43.43.43/32 area 0	Define the interface on which OSPF runs and associate the area ID (0) with the interface.
(config-router)#segment-routing mpls	Enable segment routing
(config-router)#commit	Commit the transaction.
(config-router)#exit	Exit from router mode
(config)#tunnel-policy PE1-P1-PE2	Configure tunnel policy
(config-tnl-policy)# color 1	Map the color with the SR policy to be used..
(config)#tunnel-policy PE1-P3-PE2	Configure tunnel policy
(config-tnl-policy)# color 2	Map the color with the SR policy to be used..
(config)#segment-routing	Enter the segment routing mode.
(config-sr)# traffic-engineering	Segment Routing traffic engineering
(config-sr-te) policy PE1-P1-PE2	Policy configuration with name
(config-sr-pol) color 1 end-point 14.14.14.14	SR-policy color and end-point
(config-sr-pol-cp) candidate-path 1	SR policy candidate path
(config-sr-pol-cp)# dynamic-path ospf 1	Dynamic candidate path as OSPF
(config-sr-pol-cp)# constraints	Specify constraints
(config-sr-dyn-cp-cons)# 30.30.30.30 loose	Loopback IP of P1 as loose constraint
(config-sr-dyn-cp-cons)# 44.44.44.44 loose	Loopback IP of P2 as loose constraint
(config-sr-pol-cp)# exit-pol-cp	Exit from SR policy candidate path configuration mode
(config-sr-pol)#exit-sr-pol	Exit from SR policy configuration mode
(config-sr-te) policy PE1-P3-PE2	Policy configuration with name
(config-sr-pol) color 2 end-point 14.14.14.14	SR-policy color and end-point
(config-sr-pol-cp) candidate-path 1	SR policy candidate path
(config-sr-pol-cp)# dynamic-path ospf 1	Dynamic candidate path as OSPF
(config-sr-pol-cp)# constraints	Specify constraints
(config-sr-dyn-cp-cons)# 42.42.42.42 loose	Loopback IP of P1 as loose constraint
(config-sr-dyn-cp-cons)# 29.29.29.29 loose	Loopback IP of P2 as loose constraint
(config-sr-pol-cp)# exit-pol-cp	Exit from SR policy candidate path configuration mode
(config-sr-pol)#exit-sr-pol	Exit from SR policy configuration mode
(config-sr-te)#exit-te	Exit from traffic engineering configuration mode
(config)#commit	Commit candidate configuration to be running configuration
(config)#mac vrf vrf500	Enter VRF mode
(config-vrf)#rd 43.43.43.43:500	Configuring Route-Distinguisher value
(config-vrf)#route-target both 500:500	Configuring import and export value
(config)#mac vrf vpls600	Enter VRF mode
(config-vrf)#rd 43.43.43.43:600	Configuring Route-Distinguisher value

(config-vrf)#route-target both 600:600	Configuring import and export value
(config)#mac vrf vrfetree700	Enter VRF mode
(config-vrf)#rd 101:1	Configuring Route-Distinguisher value
(config-vrf)#route-target export 101:1	Configuring export value
(config-vrf)#route-target import 102:1	Configuring import value
(config-vrf)#evpn mpls vtep-ip-global 43.43.43.43	Configuring VTEP global IP to loopback IP
(config)#evpn mpls id 2 xconnect target-mpls-id 252	Configure the EVPN-ELINE identifier with source identifier
and target identifier	
(config)#host-reachability-protocol evpn-bgp vrf500	Mapping vrf to EVPN-ELINE identifier
(config)#evpn mpls id 600	Configure the EVPN-ELAN identifier with identifier
(config)#host-reachability-protocol evpn-bgp vpls600	Mapping vrf to EVPN-ELAN identifier
(config)#evpn mpls id 700	Configure the EVPN-ETREE identifier with identifier
(config)#host-reachability-protocol evpn-bgp vrfetree700	Mapping vrf to EVPN-TREE identifier
(config)#router bgp 100	Configure router bgp in AS 100
(config-router)#bgp router-id 43.43.43.43	Configure BGP router ID
(config-router)#neighbor 14.14.14.14 remote-as 100	Configure neighbor in remote-as 100
(config-router)#neighbor 14.14.14.14 update-source lo	Configure neighbor with update-source loopback
(config-router)#address-family vpnv4 unicast	Enter VPNv4 Address family mode
(config-router-af)#neighbor 14.14.14.14 activate	mode Activate VPNv4 neighbor
(config-router-af)#exit-address-family	Exit from Address Family configuration
(config-router)#address-family l2vpn evpn	Enter evpn Address family mode
(config-router-af)#neighbor 14.14.14.14 activate	mode Activate evpn neighbor
(config-router-af)#exit-address-family	Exit from Address Family configuration
(config-router)#exit	Exit from router mode
(config)#mpls vpls100 100	Configuring VPLS instance with name and VPLS ID
(config-vpls)#signaling ldp	Enabling LDP signaling for the VPLS instance
(config-vpls-sig)#vpls-type ethernet	Type ethernet configuration for VPLS
(config-vpls-sig)# vpls-peer 14.14.14.14 tunnel-select-policy PE1-P3-PE2	Configuring VPLS mesh peers with policy
(config-vpls-sig)#exit-signaling	Exit from VPLS signaling mode
(config-vpls)#exit-vpls	Exit from VPLS mode
(config)#mpls l2-circuit VPWS200 200 14.14.14.14	Configuring VPWS instance with name and VPWS ID
(config-pseudowire)# tunnel-select-policy PE1-P5-PE2	Configuring VPWS peers with policy
(config)#mpls vpls BGP-VPLS-PE1-PE2-300 300	Configuring VPLS instance with name and VPLS ID

(config-vpls)#signaling bgp	Enabling LDP signaling for the VPLS instance
(config-vpls-sig)#ve-id 500	Configure VE ID, which is mandatory for BGP VPLS,
otherwise, signaling does not take place. VE ID should be	
unique per VPLS instance	
(config-vpls-sig)#exit-signaling	Exit from VPLS signaling mode
(config-vpls)#exit-vpls	Exit from VPLS mode
(config-if)#interface xe17.100 switchport	Enter sub interface mode
(config-if)#encapsulation dot1q 100	Configure encapsulation under a subinterface
(config-if)#access-if-vpls	Access VPLS under sub interface
(config-acc-if-vpls)#mpls-vpls vpls100	Associating the VPLS Instance to the attachment circuit interface.
(config-if)#interface xe17.200 switchport	Enter sub interface mode
(config-if)#encapsulation dot1q 200	Configure encapsulation under a subinterface
(config-if)#access-if-vpws	Access VPWS under sub interface
(config-acc-if-vpls)#mpls-vpws VPWS100	Associating the VPWS Instance to the attachment circuit interface.
(config-if)#interface xe17.300 switchport	Enter sub interface mode
(config-if)#encapsulation dot1q 300	Configure encapsulation under a subinterface
(config-if)#access-if-vpls	Access VPLS under sub interface
(config-acc-if-vpls)#mpls-vpls BGP-VPLS-PE1-PE2-300	Associating the VPLS Instance to the attachment circuit interface.
(config-if)#interface xe17.500 switchport	Enter sub interface mode
(config-if)#encapsulation dot1q 500	Configure encapsulation under a subinterface
(config-if)#access-if-evpn	Access evpn under sub interface
(config-acc-if-vpls)#map vpn-id 2	Associating the evpn Instance to the attachment circuit interface.
(config-if)#interface xe17.600 switchport	Enter sub interface mode
(config-if)#encapsulation dot1q 600	Configure encapsulation under a subinterface
(config-if)#access-if-evpn	Access evpn under sub interface
(config-acc-if-vpls)#map vpn-id 600	Associating the evpn Instance to the attachment circuit interface.
(config-if)#interface xe17.700 switchport	Enter sub interface mode
(config-if)#encapsulation dot1q 700	Configure encapsulation under a subinterface
(config-if)#access-if-evpn	Access evpn under sub interface
(config-acc-if-vpls)#map vpn-id 700	Associating the evpn Instance to the attachment circuit interface.
(config-acc-if-vpls)#commit	Commit the configuration
(config-acc-if-vpls)#end	Return to privilege mode

P1

#configure terminal	Enter Configure mode.
(config)#segment-routing	Enter the segment routing mode.

(config-sr)#global block 10001 20000	Enable SRGB under segment routing
(config-sr)#local block 30000 36000	Enable SRLB under segment routing
(config)#interface lo	Enter interface mode
(config-if)#ip address 5.5.5.5/32 secondary	Configure IP address for the loopback interface
(config-if)#prefix-sid index 3000	Configure prefix-sid absolute value
(config-if)#commit	Commit the configuration
(config-if)#exit	Exit interface mode
(config)#router ldp	Enter router mode for LDP
(config-router)#router-id 5.5.5.5	Configure Router-id
(config-router)#commit	Commit the transaction.
(config-router)#exit	Exit from router mode
(config)#interface ce4	Enter interface mode
(config-if)#ip address 16.0.0.20/24	Configure IP address on interface
(config-if)#label-switching	Enable label switching capability on the interface
(config-if)# ip ospf network point-to-point	Enable OSPF point-to-point network type.
(config-if)#adjacency-sid index 1000	Configure adjacency-sid index value
(config-if)#commit	Commit the configuration
(config-if)#exit	Exit interface mode
(config)#interface po400	Enter interface mode
(config-if)#ip address 17.0.0.10/24	Configure IP address on interface
(config-if)#label-switching	Enable label switching capability on the interface
(config-if)# ip ospf network point-to-point	Enable OSPF point-to-point network type.
(config-if)# adjacency-sid absolute 30700	Configure adjacency-sid absolute value
(config-if)#commit	Commit the configuration
(config-if)#exit	Exit interface mode
(config-if)#interface ce22	Enter the Interface mode
(config-if)#channel-group 400 mode active	Moving interface to Dynamic LAG
(config-if)#interface ce23	Enter the Interface mode
(config-if)#channel-group 400 mode active	Moving interface to Dynamic LAG
(config-if)#exit	Exit interface mode
(config)#commit	Commit the transaction.
(config)#router ospf 100	Configure the routing process and specify the Process ID (100). The Process ID should be a unique positive integer identifying the routing process.
(config-router)#ospf router-id 5.5.5.5	Configure ospf Router-id
(config-router)#network 17.0.0.0/24 area 0	Define the interface on which OSPF runs and associate the area ID (0) with the interface.
(config-router)#network 16.0.0.0/24 area 0	Define the interface on which OSPF runs and associate the area ID (0) with the interface.
(config-router)#network 5.5.5.5/32 area 0	Define the interface on which OSPF runs and associate the area ID (0) with the interface.
(config-router)#segment-routing mpls	Enable segment routing

(config-router)#commit	Commit the transaction.
(config-router)#exit	Exit from router mode

P2

#configure terminal	Enter Configure mode.
(config)#segment-routing	Enter the segment routing mode.
(config-sr)#global block 10001 20000	Enable SRGB under segment routing
(config-sr)#local block 41000 50000	Enable SRLB under segment routing
(config)#interface lo	Enter interface mode
(config -if)#ip address 44.44.44.44/32 secondary	Configure IP address for the loopback interface
(config -if)#prefix-sid index 4400	Configure prefix-sid index value
(config-if)#commit	Commit the configuration
(config-if)#exit	Exit interface mode
(config)#router ldp	Enter router mode for LDP
(config-router)#router-id 44.44.44.44	Configure Router-id
(config-router)#commit	Commit the transaction.
(config-router)#exit	Exit from router mode
(config)#interface sa300	Enter interface mode
(config-if)#ip address 12.0.0.10/24	Configure IP address on interface
(config-if)#label-switching	Enable label switching capability on the interface
(config-if)# ip ospf network point-to-point	Enable OSPF point-to-point network type.
(config-if)#adjacency-sid index 45000	Configure adjacency-sid index value
(config-if)#commit	Commit the configuration
(config-if)#exit	Exit interface mode
(config)#interface po400	Enter interface mode
(config-if)#ip address 17.0.0.20/24	Configure IP address on interface
(config-if)#label-switching	Enable label switching capability on the interface
(config-if)# ip ospf network point-to-point	Enable OSPF point-to-point network type.
(config-if)#adjacency-sid index 2000	Configure adjacency-sid index value
(config-if)#commit	Commit the configuration
(config-if)#exit	Exit interface mode
(config-if)#interface ce50	Enter the Interface mode
(config-if)#channel-group 400 mode active	Moving interface to Dynamic LAG
(config-if)#interface ce51	Enter the Interface mode
(config-if)#channel-group 400 mode active	Moving interface to Dynamic LAG
(config-if)#interface xe21	Enter the Interface mode
(config-if)#static-channel-group 300	Moving interface to static LAG
(config-if)#interface xe22	Enter the Interface mode
(config-if)#static-channel-group 300	Moving interface to static LAG
(config-if)#exit	Exit interface mode

(config)#commit	Commit the transaction.
(config)#router ospf 100	Configure the routing process and specify the Process ID (100). The Process ID should be a unique positive integer identifying the routing process.
(config-router)#ospf router-id 5.5.5.5	Configure ospf Router-id
(config-router)#network 17.0.0.0/24 area 0	Define the interface on which OSPF runs and associate the area ID (0) with the interface.
(config-router)#network 16.0.0.0/24 area 0	Define the interface on which OSPF runs and associate the area ID (0) with the interface.
(config-router)#network 5.5.5.5/32 area 0	Define the interface on which OSPF runs and associate the area ID (0) with the interface.
(config-router)#segment-routing mpls	Enable segment routing
(config-router)#commit	Commit the transaction.
(config-router)#exit	Exit from router mode

P3

#configure terminal	Enter Configure mode.
(config)#segment-routing	Enter the segment routing mode.
(config-sr)# global block 10001 17000	Enable SRGB under segment routing
(config-sr)# local block 41000 50000	Enable SRLB under segment routing
(config)#interface lo	Enter interface mode
(config -if)#ip address 42.42.42.42 /32 secondary	Configure IP address for the loopback interface
(config -if)#prefix-sid index 4200	Configure prefix-sid index value
(config-if)#commit	Commit the configuration
(config-if)#exit	Exit interface mode
(config)#router ldp	Enter router mode for LDP
(config-router)#router-id 42.42.42.42	Configure Router-id
(config-router)#commit	Commit the transaction.
(config-router)#exit	Exit from router mode
(config)#interface po100	Enter interface mode
(config-if)#ip address 15.0.0.10/24	Configure IP address on interface
(config-if)#label-switching	Enable label switching capability on the interface
(config-if)# ip ospf network point-to-point	Enable OSPF point-to-point network type.
(config-if)#adjacency-sid index 4159	Configure adjacency-sid index value
(config-if)#commit	Commit the configuration
(config-if)#exit	Exit interface mode
(config)#interface xe9	Enter interface mode
(config-if)#ip address 14.0.0.10/24	Configure IP address on interface
(config-if)#label-switching	Enable label switching capability on the interface
(config-if)# ip ospf network point-to-point	Enable OSPF point-to-point network type.
(config-if)# adjacency-sid absolute 41599	Configure adjacency-sid absolute value

(config-if)#commit	Commit the configuration
(config-if)#exit	Exit interface mode
(config-if)#interface xe20	Enter the Interface mode for eth2
(config-if)#channel-group 100 mode active	Moving interface to Dynamic LAG 10
(config-if)#interface xe21	Enter the Interface mode for eth3
(config-if)#channel-group 100 mode active	Moving interface to Dynamic LAG 10
(config-if)#exit	Exit interface mode
(config)#commit	Commit the transaction.
(config)#router ospf 100	Configure the routing process and specify the Process ID (100). The Process ID should be a unique positive integer identifying the routing process.
(config-router)#ospf router-id 42.42.42.42	Configure ospf Router-id
(config-router)#network 14.0.0.0/24 area 0	Define the interface on which OSPF runs and associate the area ID (0) with the interface.
(config-router)#network 15.0.0.0/24 area 0	Define the interface on which OSPF runs and associate the area ID (0) with the interface.
(config-router)#network 42.42.42.42 /32 area 0	Define the interface on which OSPF runs and associate the area ID (0) with the interface.
(config-router)#segment-routing mpls	Enable segment routing
(config-router)#commit	Commit the transaction.
(config-router)#exit	Exit from router mode

P4

#configure terminal	Enter Configure mode.
(config)#segment-routing	Enter the segment routing mode.
(config-sr)#global block 10001 20000	Enable SRGB under segment routing
(config-sr)#local block 41000 50000	Enable SRLB under segment routing
(config)#interface lo	Enter interface mode
(config-if)#ip address 29.29.29.29/32 secondary	Configure IP address for the loopback interface
(config-if)#prefix-sid index 2900	Configure prefix-sid index value
(config-if)#commit	Commit the configuration
(config-if)#exit	Exit interface mode
(config)#router ldp	Enter router mode for LDP
(config-router)#router-id 29.29.29.29	Configure Router-id
(config-router)#commit	Commit the transaction.
(config-router)#exit	Exit from router mode
(config)#interface xe2.2000	Enter interface mode
(config-if)#ip address 13.0.0.20/24	Configure IP address on interface
(config-if)#label-switching	Enable label switching capability on the interface
(config-if)# ip ospf network point-to-point	Enable OSPF point-to-point network type.
(config-if)#adjacency-sid index 4900	Configure adjacency-sid index value

(config-if)#commit	Commit the configuration
(config-if)#exit	Exit interface mode
(config)#interface xe9	Enter interface mode
(config-if)#ip address 14.0.0.20/24	Configure IP address on interface
(config-if)#label-switching	Enable label switching capability on the interface
(config-if)# ip ospf network point-to-point	Enable OSPF point-to-point network type.
(config-if)# adjacency-sid index 5000	Configure adjacency-sid index value
(config-if)#commit	Commit the configuration
(config-if)#exit	Exit interface mode
(config)#router ospf 100	Configure the routing process and specify the Process ID (100). The Process ID should be a unique positive integer identifying the routing process.
(config-router)#ospf router-id 5.5.5.5	Configure ospf Router-id
(config-router)#network 13.0.0.0/24 area 0	Define the interface on which OSPF runs and associate the area ID (0) with the interface.
(config-router)#network 14.0.0.0/24 area 0	Define the interface on which OSPF runs and associate the area ID (0) with the interface.
(config-router)#network 29.29.29.29/32 area 0	Define the interface on which OSPF runs and associate the area ID (0) with the interface.
(config-router)#segment-routing mpls	Enable segment routing
(config-router)#commit	Commit the transaction.
(config-router)#exit	Exit from router mode

PE2

#configure terminal	Enter Configure mode.
(config)#segment-routing	Enter the segment routing mode.
(config-sr)#global block 10001 20000	Enable SRGB under segment routing
(config-sr)#local block 65000 74000	Enable SRLB under segment routing
(config)#interface lo	Enter interface mode
(config-if)#ip address 14.14.14.14/32 secondary	Configure IP address for the loopback interface
(config-if)#prefix-sid index 1400	Configure prefix-sid index value
(config-if)#commit	Commit the configuration
(config-if)#exit	Exit interface mode
(config)#router ldp	Enter router mode for LDP
(config-router)#router-id 14.14.14.14	Configure Router-id
(config-router)#targeted-peer ipv4 43.43.43.43	Configuring targeted LDP sessions to PE-2
(config-router-targeted-peer)#exit-targeted-peer-mode	Exit from targeted-peer mode
(config-router)#transport-address ipv4 14.14.14.14	Configure the transport address to be used for a TCP session over which LDP will run on an IPv4 interface
(config-router)#commit	Commit the configuration

(config-router)#exit	Exit from router mode
(config)#interface sa300	Enter interface mode
(config-if)#ip address 12.0.0.10/24	Configure IP address on interface
(config-if)#adjacency-sid index 5000	Configure adjacency-sid index value
(config-if)#ip ospf network point-to-point	Enable OSPF point-to-point network type.
(config-if)#label-switching	Enable label switching capability on the interface
(config-if)#enable-ldp ipv4	Enabling LDP on the interface
(config-if)#commit	Commit the configuration
(config-if)#exit	Exit interface mode
(config)#interface x2.2000	Enter interface mode
(config-if)#ip address 13.0.0.10/24	Configure IP address on interface
(config-if)#adjacency-sid index 5001	Configure adjacency-sid index value
(config-if)#ip ospf network point-to-point	Enable OSPF point-to-point network type.
(config-if)#label-switching	Enable label switching capability on the interface
(config-if)#enable-ldp ipv4	Enabling LDP on the interface
(config-if)#commit	Commit the configuration
(config-if)#exit	Exit interface mode
(config-if)#interface xe3	Enter interface mode
(config-if)# static-channel-group 300	Moving interface to static LAG
(config-if)#exit	Exit interface mode
(config-if)#interface xe4	Enter interface mode
(config-if)#channel-group 100 mode active	Moving interface to static LAG
(config-if)#exit	Exit interface mode
(config)#router ospf 100	Configure the routing process and specify the Process ID, (100). The Process ID should be a unique positive integer to identifying the routing process.
(config-router)#ospf router-id 14.14.14.14	Configure ospf Router-id
(config-router)#network 12.0.0.0/24 area 0	Define the interface on which OSPF runs and associate the area ID (0) with the interface.
(config-router)#network 13.0.0.0/24 area 0	Define the interface on which OSPF runs and associate the area ID (0) with the interface.
(config-router)#network 14.14.14.14/32 area 0	Define the interface on which OSPF runs and associate the area ID (0) with the interface.
(config-router)#segment-routing mpls	Enable segment routing
(config-router)#commit	Commit the transaction.
(config-router)#exit	Exit from router mode
(config)#tunnel-policy PE1-P1-PE2	Configure tunnel policy
(config-tnl-policy)# color 1	Map the color with the SR policy to be used..
(config)#tunnel-policy PE1-P3-PE2	Configure tunnel policy
(config-tnl-policy)# color 2	Map the color with the SR policy to be used..
(config)#segment-routing	Enter the segment routing mode.
(config-sr)# traffic-engineering	Segment Routing traffic engineering

(config-sr-te) policy PE1-P1-PE2	Policy configuration with name
(config-sr-pol) color 1 end-point 43.43.43.43	SR-policy color and end-point
(config-sr-pol-cp) candidate-path 1	SR policy candidate path
(config-sr-pol-cp)# dynamic-path ospf 1	Dynamic candidate path as OSPF
(config-sr-pol-cp)# constraints	Specify constraints
(config-sr-dyn-cp-cons)# 44.44.44.44 loose	Loopback IP of P2 as loose constraint
(config-sr-dyn-cp-cons)# 30.30.30.30 loose	Loopback IP of P1 as loose constraint
(config-sr-pol-cp)# exit-pol-cp	Exit from SR policy candidate path configuration mode
(config-sr-pol)#exit-sr-pol	Exit from SR policy configuration mode
(config-sr-te) policy PE1-P3-PE2	Policy configuration with name
(config-sr-pol) color 2 end-point 43.43.43.43	SR-policy color and end-point
(config-sr-pol-cp) candidate-path 1	SR policy candidate path
(config-sr-pol-cp)# dynamic-path ospf 1	Dynamic candidate path as OSPF
(config-sr-pol-cp)# constraints	Specify constraints
(config-sr-dyn-cp-cons)# 29.29.29.29 loose	Loopback IP of P2 as loose constraint
(config-sr-dyn-cp-cons)# 42.42.42.42 loose	Loopback IP of P1 as loose constraint
(config-sr-pol-cp)# exit-pol-cp	Exit from SR policy candidate path configuration mode
(config-sr-pol)#exit-sr-pol	Exit from SR policy configuration mode
(config-sr-te)#exit-te	Exit from traffic engineering configuration mode
(config)#commit	Commit candidate configuration to be running configuration
(config)#mac vrf vrf500	Enter VRF mode
(config-vrf)#rd 14.14.14.14:500	Configuring Route-Distinguisher value
(config-vrf)#route-target both 500:500	Configuring import and export value
(config)#mac vrf vpls600	Enter VRF mode
(config-vrf)#rd 14.14.14.14:600	Configuring Route-Distinguisher value
(config-vrf)#route-target both 600:600	Configuring import and export value
(config)#mac vrf vrfetree700	Enter VRF mode
(config-vrf)#rd 101:1	Configuring Route-Distinguisher value
(config-vrf)#route-target export 101:1	Configuring export value
(config-vrf)#route-target import 102:1	Configuring import value
(config-vrf)#evpn mpls vtep-ip-global 14.14.14.14	Configuring VTEP global IP to loopback IP
(config)#evpn mpls id 252 xconnect target- mpls-id 2	Configure the EVPN-ELINE identifier with source identifier
and target identifier	
(config)#host-reachability-protocol evpn- bgp vrf500	Mapping vrf to EVPN-ELINE identifier
(config)#evpn mpls id 600	Configure the EVPN-ELAN identifier with identifier
(config)#host-reachability-protocol evpn- bgp vpls600	Mapping vrf to EVPN-ELAN identifier
(config)#evpn mpls id 700	Configure the EVPN-ETREE identifier with identifier

(config)#host-reachability-protocol evpn-bgp vrfetree700	Mapping vrf to EVPN-TREE identifier
(config)#router bgp 100	Configure router bgp in AS 100
(config-router)#bgp router-id 14.14.14.14	Configure BGP router ID
(config-router)#neighbor 43.43.43.43 remote-as 100	Configure neighbor in remote-as 100
(config-router)#neighbor 43.43.43.43 update-source lo	Configure neighbor with update-source loopback
(config-router)#address-family vpnv4 unicast	Enter VPNv4 Address family mode
(config-router-af)#neighbor 43.43.43.43 activate	mode Activate VPNv4 neighbor
(config-router-af)#exit-address-family	Exit from Address Family configuration
(config-router)#address-family l2vpn evpn	Enter evpn Address family mode
(config-router-af)#neighbor 43.43.43.43 activate	mode Activate evpn neighbor
(config-router-af)#exit-address-family	Exit from Address Family configuration
(config-router)#exit	Exit from router mode
(config)#mpls vpls100 100	Configuring VPLS instance with name and VPLS ID
(config-vpls)#signaling ldp	Enabling LDP signaling for the VPLS instance
(config-vpls-sig)#vpls-type ethernet	Type ethernet configuration for VPLS
(config-vpls-sig)# vpls-peer 43.43.43.43 tunnel-select-policy PE1-P3-PE2	Configuring VPLS mesh peers with policy
(config-vpls-sig)#exit-signaling	Exit from VPLS signaling mode
(config-vpls)#exit-vpls	Exit from VPLS mode
(config)#mpls l2-circuit VPWS200 200 43.43.43.43	Configuring VPWS instance with name and VPWS ID
(config-pseudowire)# tunnel-select-policy PE1-P5-PE2	Configuring VPWS peers with policy
(config)#mpls vpls BGP-VPLS-PE1-PE2-300 300	Configuring VPLS instance with name and VPLS ID
(config-vpls)#signaling bgp	Enabling LDP signaling for the VPLS instance
(config-vpls-sig)#ve-id 500	Configure VE ID, which is mandatory for BGP VPLS,
otherwise, signaling does not take place. VE ID should be	
unique per VPLS instance	
(config-vpls-sig)#exit-signaling	Exit from VPLS signaling mode
(config-vpls)#exit-vpls	Exit from VPLS mode
(config-if)#interface xe17.100 switchport	Enter sub interface mode
(config-if)#encapsulation dot1q 100	Configure encapsulation under a subinterface
(config-if)#access-if-vpls	Access VPLS under sub interface
(config-acc-if-vpls)#mpls-vpls vpls100	Associating the VPLS Instance to the attachment circuit interface.
(config-if)#interface xe17.200 switchport	Enter sub interface mode
(config-if)#encapsulation dot1q 200	Configure encapsulation under a subinterface
(config-if)#access-if-vpws	Access VPWS under sub interface

(config-acc-if-vpls)#mpls-vpws VPWS100	Associating the VPWS Instance to the attachment circuit interface.
(config-if)#interface xe17.300 switchport	Enter sub interface mode
(config-if)#encapsulation dot1q 300	Configure encapsulation under a subinterface
(config-if)#access-if-vpls	Access VPLS under sub interface
(config-acc-if-vpls)#mpls-vpls BGP-VPLS-PE1-PE2-300	Associating the VPLS Instance to the attachment circuit interface.
(config-if)#interface xe17.500 switchport	Enter sub interface mode
(config-if)#encapsulation dot1q 500	Configure encapsulation under a subinterface
(config-if)#access-if-evpn	Access evpn under sub interface
(config-acc-if-vpls)#map vpn-id 252	Associating the evpn Instance to the attachment circuit interface.
(config-if)#interface xe17.600 switchport	Enter sub interface mode
(config-if)#encapsulation dot1q 600	Configure encapsulation under a subinterface
(config-if)#access-if-evpn	Access evpn under sub interface
(config-acc-if-vpls)#map vpn-id 600	Associating the evpn Instance to the attachment circuit interface.
(config-if)#interface xe17.700 switchport	Enter sub interface mode
(config-if)#encapsulation dot1q 700	Configure encapsulation under a subinterface
(config-if)#access-if-evpn	Access evpn under sub interface
(config-acc-if-vpls)#map vpn-id 700	Associating the evpn Instance to the attachment circuit interface.
(config-acc-if-vpls)#commit	Commit the configuration
(config-acc-if-vpls)#end	Return to privilege mode

Validation

PE1

```
SRLB-PE1-7043#show ip ospf neighbor detail
Neighbor 42.42.42.42, interface address 15.0.0.10
  In the area 0.0.0.0 via interface po100
  Neighbor priority is 1, State is Full, 5 state changes
  DR is 0.0.0.0, BDR is 0.0.0.0
  Options is 0x42 (-|O|-|-|-|E|-)
  Dead timer due in 00:00:34
  Neighbor is detected for 00:20:31
  Neighbor is FULL for 00:20:31
  Database Summary List 0
  Link State Request List 0
  Link State Retransmission List 0
  Crypt Sequence Number is 0
  Thread Inactivity Timer on
  Thread Database Description Retransmission off
  Thread Link State Request Retransmission off
```


Thread Link State Update Retransmission off
 System assigned adj sid: 27521
 Static adj sid: 100501
 Bidirectional Forwarding Detection is enabled

Neighbor 5.5.5.5, interface address 16.0.0.20
 In the area 0.0.0.0 via interface ce3
 Neighbor priority is 1, State is Full, 5 state changes
 DR is 0.0.0.0, BDR is 0.0.0.0
 Options is 0x42 (-|O|-|-|-|E|-)
 Dead timer due in 00:00:33
 Neighbor is detected for 00:28:15
 Neighbor is FULL for 00:28:15
 Database Summary List 0
 Link State Request List 0
 Link State Retransmission List 0
 Crypt Sequence Number is 0
 Thread Inactivity Timer on
 Thread Database Description Retransmission off
 Thread Link State Request Retransmission off
 Thread Link State Update Retransmission off
 System assigned adj sid: 27520
 Static adj sid: 100500
 Bidirectional Forwarding Detection is enabled

SRLB-PE1-7043#show mpls ilm-table

Codes: > - installed ILM, * - selected ILM, p - stale ILM
 K - CLI ILM, T - MPLS-TP, s - Stitched ILM
 S - SNMP, L - LDP, R - RSVP, C - CRLDP
 B - BGP , K - CLI , V - LDP_VC, I - IGP_SHORTCUT
 O - OSPF/OSPF6 SR, i - ISIS SR, k - SR CLI
 P - SR Policy, U - unknown

LDP ilm-ecmp - disabled

Code	FEC/VRF/L2CKT	ILM-ID	In-Label	Out-Label	In-Intf	Out-Intf/VRF
Nextthop		pri	LSP-Type			
O>	5.5.5.5/32	10	19000	3	N/A	ce3
	16.0.0.20	Yes	LSP_DEFAULT			
B>	evpn:600	2	640	Nolabel	N/A	N/A
	127.0.0.1	Yes	LSP_DEFAULT			
B>	evpn:600	3	17	Nolabel	N/A	N/A
	127.0.0.1	Yes	LSP_DEFAULT			
B>	evpn:2	1	16	Nolabel	N/A	N/A
	127.0.0.1	Yes	LSP_DEFAULT			
B>	evpn:900	7	19	Nolabel	N/A	N/A
	127.0.0.1	Yes	LSP_DEFAULT			
B>	evpn:700	5	18	Nolabel	N/A	N/A
	127.0.0.1	Yes	LSP_DEFAULT			
B>	evpn:1000	8	20	Nolabel	N/A	N/A
	127.0.0.1	Yes	LSP_DEFAULT			
B>	evpn:900	6	642	Nolabel	N/A	N/A
	127.0.0.1	Yes	LSP_DEFAULT			

```

B> evpn:700          4          641          Nolabel      N/A          N/A
127.0.0.1           Yes      LSP_DEFAULT
O> 14.14.14.14/32   13          17400         17400        N/A          po100
15.0.0.10          Yes      LSP_DEFAULT
O> 29.29.29.29/32   14          18900         18900        N/A          po100
15.0.0.10          Yes      LSP_DEFAULT
P> 5.5.5.5/32       11          26883         3            N/A          ce3
16.0.0.20          Yes      LSP_DEFAULT
B> vrf400           16          25664         Nolabel      N/A          vrf400      N/
A                   Yes      LSP_DEFAULT
O> 44.44.44.44/32   12          20400         14401        N/A          ce3
16.0.0.20          Yes      LSP_DEFAULT
O> 42.42.42.42/32   19          20200         3            N/A          po100
15.0.0.10          Yes      LSP_DEFAULT
P> 14.14.14.14/32   15          26882         14401        N/A          ce3
16.0.0.20          Yes      LSP_DEFAULT
P> 14.14.14.14/32   21          26881         18900        N/A          po100
15.0.0.10          Yes      LSP_DEFAULT
O> 16.0.0.20/32     18          100500        3            N/A          ce3
16.0.0.20          Yes      LSP_DEFAULT
O> 16.0.0.20/32     9           27520         3            N/A          ce3
16.0.0.20          Yes      LSP_DEFAULT
O> 15.0.0.10/32     20          27521         3            N/A          po100
15.0.0.10          Yes      LSP_DEFAULT
V> 12ckt:200        17          26240         Nolabel      ce3          xe17.200
N/A                Yes      LSP_DEFAULT
O> 15.0.0.10/32     27          100501        3            N/A          po100
15.0.0.10          Yes      LSP_DEFAULT
SRLB-PE1-7043#show mpls label-space 0

```

Label range (min - max) : 16 - 1048575

module-static

Default range : 16 - 15999

module-srlb

Default range : 14080 - 15999

Configured range : 100000 - 109999

module-sr gb

Default range : 16000 - 23999

module-rsvp

Configured range : N/A

Current dynamic range : N/A

module-ldp

Configured range : Not configured

Current dynamic range : 26240 - 26879

module-bgp

Configured range : Not configured

Current dynamic range : 25600 - 26239

```
module-isis-srlb
  Configured range      : N/A
  Current dynamic range : 26880 - 27519

module-ospf-srlb
  Configured range      : N/A
  Current dynamic range : 27520 - 28159
```

SRLB-PE1-7043#

P1

```
SRLB-P1-7030#show ip ospf neighbor detail
Neighbor 43.43.43.43, interface address 16.0.0.10
  In the area 0.0.0.0 via interface ce4
  Neighbor priority is 1, State is Full, 5 state changes
  DR is 0.0.0.0, BDR is 0.0.0.0
  Options is 0x42 (-|O|-|-|-|E|-)
  Dead timer due in 00:00:30
  Neighbor is detected for 00:29:51
  Neighbor is FULL for 00:29:51
  Database Summary List 0
  Link State Request List 0
  Link State Retransmission List 0
  Crypt Sequence Number is 0
  Thread Inactivity Timer on
  Thread Database Description Retransmission off
  Thread Link State Request Retransmission off
  Thread Link State Update Retransmission off
  System assigned adj sid: 26240
  Static adj sid: 31000
  Bidirectional Forwarding Detection is enabled

Neighbor 44.44.44.44, interface address 17.0.0.20
  In the area 0.0.0.0 via interface po400
  Neighbor priority is 1, State is Full, 5 state changes
  DR is 0.0.0.0, BDR is 0.0.0.0
  Options is 0x42 (-|O|-|-|-|E|-)
  Dead timer due in 00:00:37
  Neighbor is detected for 00:28:35
  Neighbor is FULL for 00:28:26
  Database Summary List 0
  Link State Request List 0
  Link State Retransmission List 0
  Crypt Sequence Number is 0
  Thread Inactivity Timer on
  Thread Database Description Retransmission off
  Thread Link State Request Retransmission off
  Thread Link State Update Retransmission off
  System assigned adj sid: 26241
```

Static adj sid: 30700
 Bidirectional Forwarding Detection is enabled

SRLB-P1-7030#show mpls ilm-table
 Codes: > - installed ILM, * - selected ILM, p - stale ILM
 K - CLI ILM, T - MPLS-TP, s - Stitched ILM
 S - SNMP, L - LDP, R - RSVP, C - CRLDP
 B - BGP , K - CLI , V - LDP_VC, I - IGP_SHORTCUT
 O - OSPF/OSPF6 SR, i - ISIS SR, k - SR CLI
 P - SR Policy, U - unknown

LDP ilm-ecmp - disabled

Code	FEC/VRF/L2CKT	ILM-ID	In-Label	Out-Label	In-Intf	Out-Intf/VRF
Nextthop		pri	LSP-Type			
O>	16.0.0.10/32	1	26240	3	N/A	ce4
16.0.0.10		Yes	LSP_DEFAULT			
O>	43.43.43.43/32	3	14301	3	N/A	ce4
16.0.0.10		Yes	LSP_DEFAULT			
O>	29.29.29.29/32	9	12901	18900	N/A	ce4
16.0.0.10		Yes	LSP_DEFAULT			
O>	14.14.14.14/32	8	11401	11401	N/A	po400
17.0.0.20		Yes	LSP_DEFAULT			
O>	42.42.42.42/32	10	14201	20200	N/A	ce4
16.0.0.10		Yes	LSP_DEFAULT			
O>	44.44.44.44/32	7	14401	3	N/A	po400
17.0.0.20		Yes	LSP_DEFAULT			
P>	43.43.43.43/32	4	25600	3	N/A	ce4
16.0.0.10		Yes	LSP_DEFAULT			
O>	17.0.0.20/32	6	30700	3	N/A	po400
17.0.0.20		Yes	LSP_DEFAULT			
O>	17.0.0.20/32	5	26241	3	N/A	po400
17.0.0.20		Yes	LSP_DEFAULT			
O>	16.0.0.10/32	2	31000	3	N/A	ce4
16.0.0.10		Yes	LSP_DEFAULT			

SRLB-P1-7030#show mpls label-space 0

Label range (min - max) : 16 - 1048575

module-static

Default range : 16 - 15999

module-srgb

Default range : 16000 - 23999

Configured range : 10001 - 20000

module-srlb

Default range : 14080 - 15999

Configured range : 30000 - 36000

module-rsvp

Configured range : N/A

Current dynamic range : N/A

```
module-ldp
  Configured range      : N/A
  Current dynamic range : N/A

module-bgp
  Configured range      : N/A
  Current dynamic range : N/A

module-isis-srlb
  Configured range      : N/A
  Current dynamic range : 25600 - 26239

module-ospf-srlb
  Configured range      : N/A
  Current dynamic range : 26240 - 26879
```

```
SRLB-P1-7030#
```

```
P2
```

```
---
```

```
SRLB-P2-7044#show ip ospf neighbor detail
```

```
Neighbor 14.14.14.14, interface address 12.0.0.20
  In the area 0.0.0.0 via interface sa300
  Neighbor priority is 1, State is Full, 5 state changes
  DR is 0.0.0.0, BDR is 0.0.0.0
  Options is 0x42 (-|O|-|-|-|E|-)
  Dead timer due in 00:00:38
  Neighbor is detected for 00:28:44
  Neighbor is FULL for 00:28:35
  Database Summary List 0
  Link State Request List 0
  Link State Retransmission List 0
  Crypt Sequence Number is 0
  Thread Inactivity Timer on
  Thread Database Description Retransmission off
  Thread Link State Request Retransmission off
  Thread Link State Update Retransmission off
  System assigned adj sid: 26240
  Static adj sid: 45000
  Bidirectional Forwarding Detection is enabled
```

```
Neighbor 5.5.5.5, interface address 17.0.0.10
  In the area 0.0.0.0 via interface po400
  Neighbor priority is 1, State is Full, 5 state changes
  DR is 0.0.0.0, BDR is 0.0.0.0
  Options is 0x42 (-|O|-|-|-|E|-)
  Dead timer due in 00:00:31
  Neighbor is detected for 00:28:41
```

```
Neighbor is FULL for 00:28:32
Database Summary List 0
Link State Request List 0
Link State Retransmission List 0
Crypt Sequence Number is 0
Thread Inactivity Timer on
Thread Database Description Retransmission off
Thread Link State Request Retransmission off
Thread Link State Update Retransmission off
System assigned adj sid: 26241
Static adj sid: 43000
Bidirectional Forwarding Detection is enabled
```

```
SRLB-P2-7044#show mpls ilm-table
Codes: > - installed ILM, * - selected ILM, p - stale ILM
      K - CLI ILM, T - MPLS-TP, s - Stitched ILM
      S - SNMP, L - LDP, R - RSVP, C - CRLDP
      B - BGP , K - CLI , V - LDP_VC, I - IGP_SHORTCUT
      O - OSPF/OSPF6 SR, i - ISIS SR, k - SR CLI
      P -SR Policy, U - unknown
```

LDP ilm-ecmp - disabled

Code	FEC/VRF/L2CKT	ILM-ID	In-Label	Out-Label	In-Intf	Out-Intf/VRF
Nextthop		pri	LSP-Type			
O>	5.5.5.5/32	8	13001	3	N/A	po400
17.0.0.10		Yes	LSP_DEFAULT			
B>	evpn:2000	3	641	Nolabel	N/A	N/A
127.0.0.1		Yes	LSP_DEFAULT			
B>	evpn:900	2	640	Nolabel	N/A	N/A
127.0.0.1		Yes	LSP_DEFAULT			
B>	evpn:900	1	16	Nolabel	N/A	N/A
127.0.0.1		Yes	LSP_DEFAULT			
O>	29.29.29.29/32	7	12901	12901	N/A	sa300
12.0.0.20		Yes	LSP_DEFAULT			
O>	14.14.14.14/32	6	11401	3	N/A	sa300
12.0.0.20		Yes	LSP_DEFAULT			
O>	12.0.0.20/32	4	26240	3	N/A	sa300
12.0.0.20		Yes	LSP_DEFAULT			
O>	43.43.43.43/32	9	14301	14301	N/A	po400
17.0.0.10		Yes	LSP_DEFAULT			
O>	42.42.42.42/32	11	14201	14201	N/A	sa300
12.0.0.20		Yes	LSP_DEFAULT			
O>	17.0.0.10/32	12	43000	3	N/A	po400
17.0.0.10		Yes	LSP_DEFAULT			
O>	17.0.0.10/32	5	26241	3	N/A	po400
17.0.0.10		Yes	LSP_DEFAULT			
O>	12.0.0.20/32	10	45000	3	N/A	sa300
12.0.0.20		Yes	LSP_DEFAULT			

```
SRLB-P2-7044#show mpls label-space 0
```

```
Label range (min - max) : 16 - 1048575
```

```
module-static
```

```
Default range           : 16 - 15999

module-srgb
  Default range         : 16000 - 23999
  Configured range     : 10001 - 20000

module-srlb
  Default range         : 14080 - 15999
  Configured range     : 41000 - 50000

module-rsvp
  Configured range     : N/A
  Current dynamic range : N/A

module-ldp
  Configured range     : N/A
  Current dynamic range : N/A

module-bgp
  Configured range     : Not configured
  Current dynamic range : 25600 - 26239

module-ospf-srlb
  Configured range     : N/A
  Current dynamic range : 26240 - 26879
```

```
SRLB-P2-7044#!
```

P3

```
SRLB-P3-7042#show ip ospf neighbor detail
Neighbor 29.29.29.29, interface address 14.0.0.20
  In the area 0.0.0.0 via interface xe9
  Neighbor priority is 1, State is Full, 5 state changes
  DR is 0.0.0.0, BDR is 0.0.0.0
  Options is 0x42 (-|O|-|-|-|E|-)
  Dead timer due in 00:00:39
  Neighbor is detected for 00:22:20
  Neighbor is FULL for 00:22:20
  Database Summary List 0
  Link State Request List 0
  Link State Retransmission List 0
  Crypt Sequence Number is 0
  Thread Inactivity Timer on
  Thread Database Description Retransmission off
  Thread Link State Request Retransmission off
  Thread Link State Update Retransmission off
  System assigned adj sid: 25601
  Static adj sid: 41599
```

Bidirectional Forwarding Detection is enabled

Neighbor 43.43.43.43, interface address 15.0.0.20
 In the area 0.0.0.0 via interface po100
 Neighbor priority is 1, State is Full, 5 state changes
 DR is 0.0.0.0, BDR is 0.0.0.0
 Options is 0x42 (-|O|-|-|-|E|-)
 Dead timer due in 00:00:37
 Neighbor is detected for 00:22:27
 Neighbor is FULL for 00:22:17
 Database Summary List 0
 Link State Request List 0
 Link State Retransmission List 0
 Crypt Sequence Number is 0
 Thread Inactivity Timer on
 Thread Database Description Retransmission off
 Thread Link State Request Retransmission off
 Thread Link State Update Retransmission off
 System assigned adj sid: 25600
 Static adj sid: 45159
 Bidirectional Forwarding Detection is enabled

SRLB-P3-7042#show mpls ilm-table

Codes: > - installed ILM, * - selected ILM, p - stale ILM
 K - CLI ILM, T - MPLS-TP, s - Stitched ILM
 S - SNMP, L - LDP, R - RSVP, C - CRLDP
 B - BGP , K - CLI , V - LDP_VC, I - IGP_SHORTCUT
 O - OSPF/OSPF6 SR, i - ISIS SR, k - SR CLI
 P - SR Policy, U - unknown

LDP ilm-ecmp - disabled

Code	FEC/VRF/L2CKT	ILM-ID	In-Label	Out-Label	In-Intf	Out-Intf/VRF
Nexthop		pri	LSP-Type			
O>	5.5.5.5/32	2	19000	19000	N/A	po100
15.0.0.20		Yes	LSP_DEFAULT			
O>	29.29.29.29/32	4	18900	3	N/A	xe9
14.0.0.20		Yes	LSP_DEFAULT			
O>	14.14.14.14/32	3	17400	11401	N/A	xe9
14.0.0.20		Yes	LSP_DEFAULT			
O>	14.0.0.20/32	1	25601	3	N/A	xe9
14.0.0.20		Yes	LSP_DEFAULT			
O>	44.44.44.44/32	6	20400	14401	N/A	xe9
14.0.0.20		Yes	LSP_DEFAULT			
O>	43.43.43.43/32	5	20300	3	N/A	po100
15.0.0.20		Yes	LSP_DEFAULT			
O>	15.0.0.20/32	7	25600	3	N/A	po100
15.0.0.20		Yes	LSP_DEFAULT			
O>	14.0.0.20/32	8	41599	3	N/A	xe9
14.0.0.20		Yes	LSP_DEFAULT			
O>	15.0.0.20/32	9	45159	3	N/A	po100
15.0.0.20		Yes	LSP_DEFAULT			

SRLB-P3-7042#show mpls label-space 0

```

Label range (min - max)           : 16 - 1048575

module-static
  Default range                   : 16 - 15999

module-srgb
  Default range                   : 16000 - 23999
  Configured range                : 10001 - 20000

module-srlb
  Default range                   : 14080 - 15999
  Configured range                : 41000 - 50000

module-rsvp
  Configured range                : N/A
  Current dynamic range           : N/A

module-ldp
  Configured range                : N/A
  Current dynamic range           : N/A

module-bgp
  Configured range                : N/A
  Current dynamic range           : N/A

module-ospf-srlb
  Configured range                : N/A
  Current dynamic range           : 25600 - 26239

```

SRLB-P3-7042#!

P4

```

SRLB-P4-7029#show ip ospf neighbor detail
Neighbor 14.14.14.14, interface address 13.0.0.10
  In the area 0.0.0.0 via interface xe2.2000
  Neighbor priority is 1, State is Full, 5 state changes
  DR is 0.0.0.0, BDR is 0.0.0.0
  Options is 0x42 (-|O|-|-|-|E|-)
  Dead timer due in 00:00:35
  Neighbor is detected for 00:33:03
  Neighbor is FULL for 00:32:55
  Database Summary List 0
  Link State Request List 0
  Link State Retransmission List 0
  Crypt Sequence Number is 0
  Thread Inactivity Timer on
  Thread Database Description Retransmission off

```

```

Thread Link State Request Retransmission off
Thread Link State Update Retransmission off
System assigned adj sid: 26240
Static adj sid: 45900
Bidirectional Forwarding Detection is enabled

```

```

Neighbor 42.42.42.42, interface address 14.0.0.10
In the area 0.0.0.0 via interface xe9
Neighbor priority is 1, State is Full, 5 state changes
DR is 0.0.0.0, BDR is 0.0.0.0
Options is 0x42 (-|O|-|-|-|E|-)
Dead timer due in 00:00:34
Neighbor is detected for 00:22:33
Neighbor is FULL for 00:22:23
Database Summary List 0
Link State Request List 0
Link State Retransmission List 0
Crypt Sequence Number is 0
Thread Inactivity Timer on
Thread Database Description Retransmission off
Thread Link State Request Retransmission off
Thread Link State Update Retransmission off
System assigned adj sid: 26241
Static adj sid: 46000
Bidirectional Forwarding Detection is enabled

```

SRLB-P4-7029#show mpls ilm-table

```

Codes: > - installed ILM, * - selected ILM, p - stale ILM
      K - CLI ILM, T - MPLS-TP, s - Stitched ILM
      S - SNMP, L - LDP, R - RSVP, C - CRLDP
      B - BGP , K - CLI , V - LDP_VC, I - IGP_SHORTCUT
      O - OSPF/OSPF6 SR, i - ISIS SR, k - SR CLI
      P - SR Policy, U - unknown

```

LDP ilm-ecmp - disabled

Code	FEC/VRF/L2CKT	ILM-ID	In-Label	Out-Label	In-Intf	Out-Intf/VRF
Nextthop		pri	LSP-Type			
O>	44.44.44.44/32	7	14401	14401	N/A	xe2.2000
13.0.0.10		Yes	LSP_DEFAULT			
O>	14.14.14.14/32	5	11401	3	N/A	xe2.2000
13.0.0.10		Yes	LSP_DEFAULT			
B>	evpn:900	2	640	Nolabel	N/A	N/A
127.0.0.1		Yes	LSP_DEFAULT			
B>	evpn:900	1	16	Nolabel	N/A	N/A
127.0.0.1		Yes	LSP_DEFAULT			
B>	evpn:2000	3	641	Nolabel	N/A	N/A
127.0.0.1		Yes	LSP_DEFAULT			
O>	42.42.42.42/32	12	14201	3	N/A	xe9
14.0.0.10		Yes	LSP_DEFAULT			
O>	5.5.5.5/32	8	13001	13001	N/A	xe2.2000
13.0.0.10		Yes	LSP_DEFAULT			

```

O> 43.43.43.43/32 9 14301 20300 N/A xe9
14.0.0.10 Yes LSP_DEFAULT
O> 13.0.0.10/32 6 45900 3 N/A xe2.2000
13.0.0.10 Yes LSP_DEFAULT
O> 13.0.0.10/32 4 26240 3 N/A xe2.2000
13.0.0.10 Yes LSP_DEFAULT
O> 14.0.0.10/32 10 26241 3 N/A xe9
14.0.0.10 Yes LSP_DEFAULT
O> 14.0.0.10/32 11 46000 3 N/A xe9
14.0.0.10 Yes LSP_DEFAULT
SRLB-P4-7029#show mpls label-space 0

```

```
Label range (min - max) : 16 - 1048575
```

```
module-static
```

```
Default range : 16 - 15999
```

```
module-srgb
```

```
Default range : 16000 - 23999
```

```
Configured range : 10001 - 20000
```

```
module-srlb
```

```
Default range : 14080 - 15999
```

```
Configured range : 41000 - 50000
```

```
module-rsvp
```

```
Configured range : N/A
```

```
Current dynamic range : N/A
```

```
module-ldp
```

```
Configured range : N/A
```

```
Current dynamic range : N/A
```

```
module-bgp
```

```
Configured range : Not configured
```

```
Current dynamic range : 25600 - 26239
```

```
module-ospf-srlb
```

```
Configured range : N/A
```

```
Current dynamic range : 26240 - 26879
```

```
SRLB-P4-7029#!
```

PE2

```
SRLB-PE2-7014#show ip ospf neighbor detail
```

```
Neighbor 44.44.44.44, interface address 12.0.0.10
```

```
In the area 0.0.0.0 via interface sa300
```

```
Neighbor priority is 1, State is Full, 5 state changes
```

```
DR is 0.0.0.0, BDR is 0.0.0.0
```

```
Options is 0x42 (-|O|-|-|-|E|-)
Dead timer due in 00:00:39
Neighbor is detected for 00:28:45
Neighbor is FULL for 00:28:45
Database Summary List 0
Link State Request List 0
Link State Retransmission List 0
Crypt Sequence Number is 0
Thread Inactivity Timer on
Thread Database Description Retransmission off
Thread Link State Request Retransmission off
Thread Link State Update Retransmission off
System assigned adj sid: 27521
Static adj sid: 70000
Bidirectional Forwarding Detection is enabled
```

```
Neighbor 29.29.29.29, interface address 13.0.0.20
In the area 0.0.0.0 via interface xe2.2000
Neighbor priority is 1, State is Full, 5 state changes
DR is 0.0.0.0, BDR is 0.0.0.0
Options is 0x42 (-|O|-|-|-|E|-)
Dead timer due in 00:00:37
Neighbor is detected for 00:32:58
Neighbor is FULL for 00:32:58
Database Summary List 0
Link State Request List 0
Link State Retransmission List 0
Crypt Sequence Number is 0
Thread Inactivity Timer on
Thread Database Description Retransmission off
Thread Link State Request Retransmission off
Thread Link State Update Retransmission off
System assigned adj sid: 27520
Static adj sid: 70001
Bidirectional Forwarding Detection is enabled
```

SRLB-PE2-7014#show mpls ilm-table

```
Codes: > - installed ILM, * - selected ILM, p - stale ILM
      K - CLI ILM, T - MPLS-TP, s - Stitched ILM
      S - SNMP, L - LDP, R - RSVP, C - CRLDP
      B - BGP , K - CLI , V - LDP_VC, I - IGP_SHORTCUT
      O - OSPF/OSPF6 SR, i - ISIS SR, k - SR CLI
      P - SR Policy, U - unknown
```

LDP ilm-ecmp - disabled

Code	FEC/VRF/L2CKT	ILM-ID	In-Label	Out-Label	In-Intf	Out-Intf/VRF
Nexthop		pri	LSP-Type			
O>	29.29.29.29/32	7	12901	3	N/A	xe2.2000
13.0.0.20		Yes	LSP_DEFAULT			
B>	evpn:600	2	640	Nolabel	N/A	N/A
127.0.0.1		Yes	LSP_DEFAULT			

```

B> evpn:600          3          17          Nolabel    N/A        N/A
127.0.0.1          Yes    LSP_DEFAULT
B> evpn:252          1          16          Nolabel    N/A        N/A
127.0.0.1          Yes    LSP_DEFAULT
B> evpn:700          5          18          Nolabel    N/A        N/A
127.0.0.1          Yes    LSP_DEFAULT
B> evpn:700          4          641         Nolabel    N/A        N/A
127.0.0.1          Yes    LSP_DEFAULT
O> 13.0.0.20/32      6          27520       3          N/A        xe2.2000
13.0.0.20          Yes    LSP_DEFAULT
O> 44.44.44.44/32   9          14401       3          N/A        sa300
12.0.0.10          Yes    LSP_DEFAULT
O> 42.42.42.42/32   17         14201       14201      N/A        xe2.2000
13.0.0.20          Yes    LSP_DEFAULT
O> 5.5.5.5/32        10         13001       13001      N/A        sa300
12.0.0.10          Yes    LSP_DEFAULT
O> 43.43.43.43/32   11         14301       14301      N/A        sa300
12.0.0.10          Yes    LSP_DEFAULT
P> 43.43.43.43/32   18         26881       14201      N/A        xe2.2000
13.0.0.20          Yes    LSP_DEFAULT
B> vrf400            12         25664       Nolabel    N/A        vrf400      N/
A                   Yes    LSP_DEFAULT
P> 43.43.43.43/32   13         26882       13001      N/A        sa300
12.0.0.10          Yes    LSP_DEFAULT
O> 12.0.0.10/32      15         70000       3          N/A        sa300
12.0.0.10          Yes    LSP_DEFAULT
O> 12.0.0.10/32      8          27521       3          N/A        sa300
12.0.0.10          Yes    LSP_DEFAULT
V> 12ckt:200         14         26240       Nolabel    sa300      xe17.200
N/A                Yes    LSP_DEFAULT
O> 13.0.0.20/32      16         70001       3          N/A        xe2.2000
13.0.0.20          Yes    LSP_DEFAULT
SRLB-PE2-7014#show mpls label-space 0

```

Label range (min - max) : 16 - 1048575

module-static
 Default range : 16 - 15999

module-srgb
 Default range : 16000 - 23999
 Configured range : 10001 - 20000

module-srlb
 Default range : 14080 - 15999
 Configured range : 65000 - 74000

module-rsvp
 Configured range : N/A
 Current dynamic range : N/A

module-ldp
 Configured range : Not configured

Current dynamic range : 26240 - 26879

module-bgp

Configured range : Not configured

Current dynamic range : 25600 - 26239

module-isis-srlb

Configured range : N/A

Current dynamic range : 26880 - 27519

module-ospf-srlb

Configured range : N/A

Current dynamic range : 27520 - 28159

CHAPTER 11 Segment Routing Policy for Traffic Engineering

Segment routing allows a headend node to steer a packet flow along any desired path. Intermediate per-flow states are eliminated due to source routing. The headend node is said to steer a flow into a segment routing policy. The header of a packet steered in an segment routing policy is augmented with the ordered list of segments associated with that segment routing policy.

The path of a segment routing policy is an ordered list of segments and can be an explicit path or a dynamic path:

- For a dynamic candidate-path, the head-end computes the ordered list of segments based on certain user-specified optimization objectives and set of constraints.
- For an explicit candidate-path, the ordered list of segments can be explicitly specified by the operator directly via commands or PCEP controller.

This chapter shows how to configure a segment routing policy for traffic engineering using dynamic paths and explicit paths.

Topology

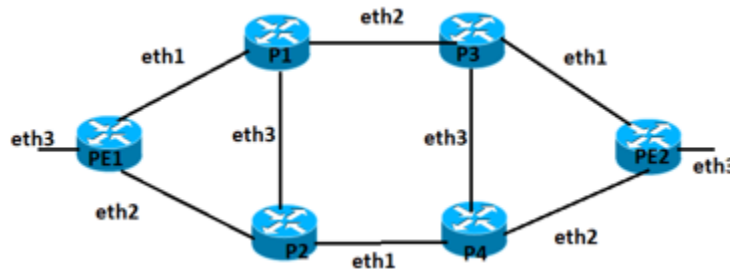


Figure 11-9: Segment routing topology for traffic engineering

Note: You must ensure that prefix SIDs are unique globally.

Note: By default, the CSPF retry limit is 100 times and the CSPF retry interval is 10 seconds. If a policy does not come up within 1000 seconds, it will require operator intervention.

Dynamic Path Policy with ISIS

PE1

PE1#configure terminal	Enter configure mode.
PE1(config)#interface lo	Enter interface mode.
PE1(config-if)#ip address 1.1.1.1/32 secondary	Configure the IP address of the interface.
PE1(config-if)#ip router isis 1	Make the interface part of the router ISIS 1 instance.
PE1(config-if)#prefix-sid index 1	Configure prefix sid index value.
PE1(config-if)#exit	Exit interface mode.

PE1(config)#interface eth1	Enter interface mode.
PE1(config-if)#ip address 10.1.2.1/24	Configure the IP address of the interface.
PE1(config-if)#ip router isis 1	Make the interface part of the router ISIS 1 instance.
PE1(config-if)#label-switching	Enable label switching.
PE1(config)#exit	Exit interface mode
PE1(config)#interface eth2	Enter interface mode.
PE1(config-if)#ip address 10.1.6.1/24	Configure the IP address of the interface.
PE1(config-if)#ip router isis 1	Make the interface part of the router ISIS 1 instance.
PE1(config-if)#label-switching	Enable label switching.
PE1(config-if)#exit	Exit interface mode.
PE1(config)#router isis 1	Set the routing process ID.
PE1(config-router)#metric-style wide	Configure metric style as wide.
PE1(Config)#commit	Commit candidate configuration to be running configuration
PE1(config-router)#is-type level-1	Configure is-type.
PE1(config-router)#net 49.0001.0000.0000.0011.00	Configure network entity title (NET).
PE1(config-router)#mpls traffic-eng router-id 1.1.1.1	Enable MPLS Traffic Engineering under router process.
PE1(config-router)#mpls traffic-eng level-1	Enable MPLS Traffic Engineering as level-1.
PE1(config-router)#capability cspf	Enable cspf capability under ISIS 1 process.
PE1(config-router)#segment-routing mpls	Enable segment routing under router process.
PE1(config-router)#exit	Exit router mode.
PE1(config)#segment-routing	Configuring segment-routing
PE1(config-sr)#traffic-engineering	Segment Routing traffic engineering
PE1(config-sr-te)#policy 1	Policy configuration with name 1
PE1(config-sr-pol)#color 1 end-point 1.1.1.9	SR-policy color and end-point
PE1(config-sr-pol-cp)#candidate-path 1	SR policy candidate path
PE1(config-sr-pol-cp)#preference 100	Candidate Path preference
PE1(config-sr-pol-cp)#dynamic-path isis 1	Dynamic candidate path as ISIS
PE1(config-sr-pol-cp)#constraints	Specify constraints
PE1(config-sr-dyn-cp-cons)#1.1.1.6 loose	Loopback IP of P2 as loose constraint
PE1(config-sr-pol-cp)#exit-pol-cp	Exit from SR policy candidate path configuration mode
PE1(config-sr-pol)#candidate-path 2	SR policy candidate path
PE1(config-sr-pol-cp)#dynamic-path isis 1	Dynamic candidate path as ISIS
PE1(config-sr-pol-cp)#constraints	Specify constraints
PE1(config-sr-dyn-cp-cons)#10.1.2.2 strict	Interface IP of P1 as strict constraint
PE1(config-sr-pol-cp)#exit-pol-cp	Exit from SR policy candidate path configuration mode
PE1(config-sr-pol)#exit-sr-pol	Exit from SR policy configuration mode
PE1(config-sr-te)#exit-te	Exit from traffic engineering configuration mode
PE1(config)#ip vrf vrf1	Configure VPN Routing/Forwarding instance
PE1(config-vrf)#rd 100:2	route distinguisher

PE1(config-vrf)#route-target both 200:1	route target
PE1(config-vrf)#exit	Exit VRF mode.
PE1(config)#interface eth3	Enter interface mode.
PE1(config-if)#ip vrf forwarding vrf1	Configuring interface for VRF forwarding
PE1(config-if)#ip address 177.1.1.1/24	Configure the IP address of the interface.
PE1(config-if)#exit	Exit interface mode.
PE1(config)#router bgp 100	Configure router bgp in AS 100
PE1(config-router)#neighbor 1.1.1.9 remote-as 100	Configure neighbor in remote-as 100
PE1(config-router)#neighbor 1.1.1.9 update-source lo	Configure neighbor with update-source loopback
PE1(config-router)#address-family vpnv4 unicast	Enter VPNv4 Address family mode
PE1(config-router-af)#neighbor 1.1.1.9 activate	Activate VPNv4 neighbor
PE1(config-router-af)#exit-address-family	Exit from Address Family configuration mode
PE1(config-router)#address-family ipv4 vrf vrf1	Enter address-family VRF
PE1(config-router-af)#redistribute connected	Redistribute all the connected VRF routes
PE1(config-router-af)#exit-address-family	Exit from Address Family configuration mode
PE1(config-router)#exit	Exit router mode.
PE1(config)#commit	Commit candidate configuration to be running configuration
PE1(config)#exit	Exit configuration mode

P1

P1#configure terminal	Enter configure mode.
P1(config)#interface lo	Enter interface mode.
P1(config-if)#ip address 1.1.1.2/32 secondary	Configure the IP address of the interface.
P1(config-if)#ip router isis 1	Make the interface part of the router ISIS 1 instance.
P1(config-if)#prefix-sid index 2	Configure prefix sid index value.
P1(config-if)#exit	Exit interface mode.
P1(config)#interface eth1	Enter interface mode.
P1(config-if)#ip address 10.1.2.2/24	Configure the IP address of the interface.
P1(config-if)#ip router isis 1	Make the interface part of the router ISIS 1 instance.
P1(config-if)#label-switching	Enable label switching.
P1(config-if)#exit	Exit interface mode
P1(config)#interface eth2	Enter interface mode.
P1(config-if)#ip address 20.1.1.1/24	Configure the IP address of the interface.
P1(config-if)#ip router isis 1	Make the interface part of the router ISIS 1 instance.
P1(config-if)#label-switching	Enable label switching.
P1(config-if)#exit	Exit interface mode

P1(config)#interface eth3	Enter interface mode.
P1(config-if)#ip address 29.1.1.1/24	Configure the IP address of the interface.
P1(config-if)#ip router isis 1	Make the interface part of the router ISIS 1 instance.
P1(config-if)#label-switching	Enable label switching.
P1(config-if)#exit	Exit interface mode.
P1(config)#router isis 1	Set the routing process ID .
P1(config-router)#metric-style wide	Configure metric style as wide.
P1(config)#commit	Commit candidate configuration to be running configuration
P1(config-router)#is-type level-1	Configure is-type.
P1(config-router)#net 49.0001.0000.0000.0001.00	Configure Network entity title (NET).
P1(config-router)#mpls traffic-eng router-id 1.1.1.2	Enable MPLS Traffic Engineering under router process.
P1(config-router)#mpls traffic-eng level-1	Enable MPLS Traffic Engineering as level-1.
P1(config-router)#capability cspf	Enable cspf capability under ISIS 1 process.
P1(config-router)#segment-routing mpls	Enable segment routing under router process.
P1(config-router)#exit	Exit router mode.
P1(config)#commit	Commit candidate configuration to be running configuration
P1(config)#exit	Exit configuration mode

P2

P2#configure terminal	Enter configure mode.
P2(config)#interface lo	Enter interface mode.
P2(config-if)#ip address 1.1.1.6/32 secondary	Configure the IP address of the interface.
P2(config-if)#ip router isis 1	Make the interface part of the router ISIS 1 instance.
P2(config-if)#prefix-sid index 3	Configure prefix sid index value.
P2(config-if)#exit	Exit interface mode.
P2(config)#interface eth1	Enter interface mode.
P2(config-if)#ip address 50.1.1.2/24	Configure the IP address of the interface.
P2(config-if)#ip router isis 1	Make the interface part of the router ISIS 1 instance.
P2(config-if)#label-switching	Enable label switching.
P2(config)#interface eth2	Enter interface mode.
P2(config-if)#ip address 10.1.6.2/24	Configure the IP address of the interface.
P2(config-if)#ip router isis 1	Make the interface part of the router ISIS 1 instance.
P2(config-if)#label-switching	Enable label switching.
P2(config)#interface eth3	Enter interface mode.
P2(config-if)#ip address 29.1.1.2/24	Configure the IP address of the interface.
P2(config-if)#ip router isis 1	Make the interface part of the router ISIS 1 instance.
P2(config-if)#label-switching	Enable label switching.
P2(config-if)#exit	Exit interface mode.

P2(config)#router isis 1	Set the routing process ID .
P2(config-router)#metric-style wide	Configure metric style as wide.
P2(config)#commit	Commit candidate configuration to be running configuration
P2(config-router)#is-type level-1	Configure is-type.
P2(config-router)#net 49.0001.0000.0000.0002.00	Configure Network entity title (NET).
P2(config-router)#mpls traffic-eng router-id 1.1.1.6	Enable MPLS Traffic Engineering under router process.
P2(config-router)#mpls traffic-eng level-1	Enable MPLS Traffic Engineering as level-1.
P2(config-router)#capability cspf	Enable cspf capability under ISIS 1 process.
P2(config-router)#segment-routing mpls	Enable segment routing under router process.
P2(config-router)#exit	Exit router mode.
P2(config)#commit	Commit candidate configuration to be running configuration
P2(config)#exit	Exit configuration mode

P3

P3#configure terminal	Enter configure mode.
P3(config)#interface lo	Enter interface mode.
P3(config-if)#ip address 1.1.1.4/32 secondary	Configure the IP address of the interface.
P3(config-if)#ip router isis 1	Make the interface part of the router ISIS 1 instance.
P3(config-if)#prefix-sid index 4	Configure prefix sid index value.
P3(config-if)#exit	Exit interface mode.
P3(config)#interface eth1	Enter interface mode.
P3(config-if)#ip address 10.4.9.1/24	Configure the IP address of the interface.
P3(config-if)#ip router isis 1	Make the interface part of the router ISIS 1 instance.
P3(config-if)#label-switching	Enable label switching.
P3(config-if)#exit	Exit interface mode.
P3(config)#interface eth2	Enter interface mode.
P3(config-if)#ip address 20.1.1.2/24	Configure the IP address of the interface.
P3(config-if)#ip router isis 1	Make the interface part of the router ISIS 1 instance.
P3(config-if)#label-switching	Enable label switching.
P3(config-if)#exit	Exit interface mode.
P3(config)#interface eth3	Enter interface mode.
P3(config-if)#ip address 45.1.1.2/24	Configure the IP address of the interface.
P3(config-if)#ip router isis 1	Make the interface part of the router ISIS 1 instance.
P3(config-if)#label-switching	Enable label switching.
P3(config-if)#exit	Exit interface mode.
P3(config)#router isis 1	Set the routing process ID .
P3(config-router)#metric-style wide	Configure metric style as wide.
P3(config)#commit	Commit candidate configuration to be running configuration

P3(config-router)#is-type level-1	Configure is-type.
P3(config-router)#net 49.0001.0000.0000.0003.00	Configure Network entity title (NET).
P3(config-router)#mpls traffic-eng router-id 1.1.1.4	Enable MPLS Traffic Engineering under router process.
P3(config-router)#mpls traffic-eng level-1	Enable MPLS Traffic Engineering as level-1.
P3(config-router)#capability cspf	Enable cspf capability under ISIS 1 process.
P3(config-router)#segment-routing mpls	Enable segment routing under router process.
P3(config-router)#exit	Exit router mode.
P3(config)#commit	Commit candidate configuration to be running configuration
P3(config)#exit	Exit configuration mode

P4

P4#configure terminal	Enter configure mode.
P4(config)#interface lo	Enter interface mode.
P4(config-if)#ip address 1.1.1.8/32 secondary	Configure the IP address of the interface.
P4(config-if)#ip router isis 1	Make the interface part of the router ISIS 1 instance.
P4(config-if)#prefix-sid index 5	Configure prefix sid index value.
P4(config-if)#exit	Exit interface mode.
P4(config)#interface eth1	Enter interface mode.
P4(config-if)#ip address 50.1.1.1/24	Configure the IP address of the interface.
P4(config-if)#ip router isis 1	Make the interface part of the router ISIS 1 instance.
P4(config-if)#label-switching	Enable label switching.
P4(config-if)#exit	Exit interface mode.
P4(config)#interface eth2	Enter interface mode.
P4(config-if)#ip address 10.8.9.1/24	Configure the IP address of the interface.
P4(config-if)#ip router isis 1	Make the interface part of the router ISIS 1 instance.
P4(config-if)#label-switching	Enable label switching.
P4(config-if)#exit	Exit interface mode.
P4(config)#interface eth3	Enter interface mode.
P4(config-if)#ip address 45.1.1.1/24	Configure the IP address of the interface.
P4(config-if)#ip router isis 1	Make the interface part of the router ISIS 1 instance.
P4(config-if)#label-switching	Enable label switching.
P4(config-if)#exit	Exit interface mode.
P4(config)#router isis 1	Set the routing process ID .
P4(config-router)#metric-style wide	Configure metric style as wide.
P4(config)#commit	Commit candidate configuration to be running configuration
P4(config-router)#is-type level-1	Configure is-type.
P4(config-router)#net 49.0001.0000.0000.0004.00	Configure Network entity title (NET).

P4 (config-router) #mpls traffic-eng router-id 1.1.1.8	Enable MPLS Traffic Engineering under router process.
P4 (config-router) #mpls traffic-eng level-1	Enable MPLS Traffic Engineering as level-1.
P4 (config-router) #capability cspf	Enable cspf capability under ISIS 1 process.
P4 (config-router) #segment-routing mpls	Enable segment routing under router process.
P4 (config-router) #exit	Exit router mode.
P4 (config) #commit	Commit candidate configuration to be running configuration
P4 (config) #exit	Exit configuration mode

PE2

PE2#configure terminal	Enter configure mode.
PE2 (config) #interface lo	Enter interface mode.
PE2 (config-if) #ip address 1.1.1.9/32 secondary	Configure the IP address of the interface.
PE2 (config-if) #ip router isis 1	Make the interface part of the router ISIS 1 instance.
PE2 (config-if) #prefix-sid index 6	Configure prefix sid index value.
PE2 (config-if) #exit	Exit interface mode.
PE2 (config) #interface eth1	Enter interface mode.
PE2 (config-if) #ip address 10.4.9.2/24	Configure the IP address of the interface.
PE2 (config-if) #ip router isis 1	Make the interface part of the router ISIS 1 instance.
PE2 (config-if) #label-switching	Enable label switching.
PE2 (config) #interface eth2	Enter interface mode.
PE2 (config-if) #ip address 10.8.9.2/24	Configure the IP address of the interface.
PE2 (config-if) #ip router isis 1	Make the interface part of the router ISIS 1 instance.
PE2 (config-if) #label-switching	Enable label switching.
PE2 (config-if) #exit	Exit interface mode.
PE2 (config) #router isis 1	Set the routing process ID .
PE2 (config-router) #metric-style wide	Configure metric style as wide.
PE2 (config) #commit	Commit candidate configuration to be running configuration
PE2 (config-router) #is-type level-1	Configure is-type.
PE2 (config-router) #net 49.0001.0000.0000.0022.00	Configure Network entity title (NET).
PE2 (config-router) #mpls traffic-eng router-id 1.1.1.9	Enable MPLS Traffic Engineering under router process.
PE2 (config-router) #mpls traffic-eng level-1	Enable MPLS Traffic Engineering as level-1.
PE2 (config-router) #capability cspf	Enable cspf capability under ISIS 1 process.
PE2 (config-router) #segment-routing mpls	Enable segment routing under router process.
PE2 (config-router) #exit	Exit router mode.
PE2 (config) #ip vrf vrf1	Configure VPN Routing/Forwarding instance
PE2 (config-vrf) #rd 100:1	route distinguisher
PE2 (config-vrf) #route-target both 200:1	route target
PE2 (config-vrf) #exit	Exit VRF mode.

PE2(config)#interface eth3	Enter interface mode.
PE2(config-if)#ip vrf forwarding vrf1	Configuring interface for VRF forwarding
PE2(config-if)#ip address 202.1.1.2/24	Configure the IP address of the interface.
PE2(config-if)#exit	Exit interface mode.
PE2(config)#router bgp 100	Configure router bgp in AS 100
PE2(config-router)#neighbor 1.1.1.1 remote-as 100	Configure neighbor in remote-as 100
PE2(config-router)#neighbor 1.1.1.1 update-source lo	Configure neighbor with update-source loopback
PE2(config-router)#address-family vpnv4 unicast	Enter VPNv4 Address family mode
PE2(config-router-af)#neighbor 1.1.1.1 activate	Activate VPNv4 neighbor
PE2(config-router-af)#exit-address-family	Exit from Address Family configuration mode
PE2(config-router)#address-family ipv4 vrf vrf1	Enter address-family VRF
PE2(config-router-af)#redistribute connected	Redistribute all the connected VRF routes
PE2(config-router-af)#exit-address-family	Exit from Address Family configuration mode
PE2(config-router)#exit	Exit router mode.
PE2(config)#commit	Commit candidate configuration to be running configuration
PE2(config)#exit	Exit configuration mode

Validation 1

Verify ISIS neighbor adjacency between routers and show segment-routing policy detail

```
PE1#show clns neighbors
```

```
Total number of L1 adjacencies: 2
Total number of L2 adjacencies: 0
Total number of adjacencies: 2
Tag 1: VRF : default
System Id      Interface  SNPA                State  Holdtime  Type  Protocol
0000.0000.0001 eth1       04f8.f865.9009      Up     8         L1   IS-IS
0000.0000.0002 eth2       b86a.97d0.25d4      Up     9         L1   IS-IS
```

```
PE1#
```

```
PE1#show segment-routing policy detail
```

```
Policy-Name: 1      Color 1      End-point 1.1.1.9      Tunnel-ID: 1
Admin-Status: UP   Oper-Status: UP for 00:02:37
State Transition Count: 1
CSPF Retry Limit: 100   CSPF Retry Interval: 10
Binding SID :
BSID: 24960
Alloc mode: Dynamic
```

Oper State: Programmed

CP ID: 2, Active

Preference: 100 Path Type: Dynamic(isis) CP Origin: Local

Segment List:

Total no. of segments: 2

Segment0[LABEL]: Label :24320

Segment1[LABEL]: Label :16006

Out-if: eth1 Out-label-stack: 3/16006

Attributes:

Configured:

Affinity:

Metric-type: TE

IP Constraints: 10.1.2.2 strict

CP ID: 1

Preference: 100 Path Type: Dynamic(isis) CP Origin: Local

CP state: Valid

Segment List:

Total no. of segments: 2

Segment0[LABEL]: Label :16003

Segment1[LABEL]: Label :16006

Out-if: eth2 Out-label-stack: 3/16006

Attributes:

Configured:

Affinity:

Metric-type: TE

IP Constraints: 1.1.1.6 loose

PE1#

Validation 2

Verify the prefix SIDs are installed as labels in MPLS forwarding table. Verify the same in FTN and ILM tables.

PE1#show mpls forwarding-table

Codes: > - installed FTN, * - selected FTN, p - stale FTN,

B - BGP FTN, K - CLI FTN, t - tunnel, P - SR Policy FTN,

L - LDP FTN, R - RSVP-TE FTN, S - SNMP FTN, I - IGP-Shortcut,

U - unknown FTN, O - SR-OSPF FTN, i - SR-ISIS FTN, k - SR-CLI FTN

Code	FEC	FTN-ID	Nhlfe-ID	Tunnel-id	Pri	LSP-Type	Out-Label
Out-Intf	ELC	Nextthop					
i>	1.1.1.2/32	1	3	0	Yes	LSP_DEFAULT	3
eth1	No	10.1.2.2					
i>	1.1.1.4/32	3	6	0	Yes	LSP_DEFAULT	16004
eth1	No	10.1.2.2					
i>	1.1.1.6/32	2	4	0	Yes	LSP_DEFAULT	3
eth2	No	10.1.6.2					

```

i> 1.1.1.8/32      4      8      0      Yes  LSP_DEFAULT  16005
eth2      No      10.1.6.2
P> 1.1.1.9/32      7      13     1      Yes  LSP_DEFAULT  3
eth1      No      10.1.2.2
i 1.1.1.9/32      5      10     0      Yes  LSP_DEFAULT  16006
eth1      No      10.1.2.2

```

PE1#

PE1#show mpls ilm-table

Codes: > - installed ILM, * - selected ILM, p - stale ILM

K - CLI ILM, T - MPLS-TP, s - Stitched ILM

S - SNMP, L - LDP, R - RSVP, C - CRLDP

B - BGP, K - CLI, V - LDP_VC, I - IGP_SHORTCUT

O - OSPF/OSPF6 SR, i - ISIS SR, k - SR CLI

P - SR Policy, U - unknown

Code	FEC/VRF/L2CKT	ILM-ID	In-Label	Out-Label	In-Intf	Out-Intf/VRF
Nexthop		LSP-Type				
i>	1.1.1.6/32	5	16003	3	N/A	eth2
	10.1.6.2	LSP_DEFAULT				
i>	1.1.1.2/32	4	16002	3	N/A	eth1
	10.1.2.2	LSP_DEFAULT				
i>	1.1.1.1/32	1	16001	Nolabel	N/A	N/A
	127.0.0.1	LSP_DEFAULT				
i>	10.1.2.2/32	2	24320	3	N/A	eth1
	10.1.2.2	LSP_DEFAULT				
i>	1.1.1.8/32	7	16005	16005	N/A	eth2
	10.1.6.2	LSP_DEFAULT				
i>	1.1.1.4/32	6	16004	16004	N/A	eth1
	10.1.2.2	LSP_DEFAULT				
i>	1.1.1.9/32	8	16006	16006	N/A	eth1
	10.1.2.2	LSP_DEFAULT				
i>	10.1.6.2/32	3	24321	3	N/A	eth2
	10.1.6.2	LSP_DEFAULT				
P>	1.1.1.9/32	9	24960	16006	N/A	eth1
	10.1.2.2	LSP_DEFAULT				
B>	vrf1	10	25600	Nolabel	N/A	vrf1
A		LSP_DEFAULT				N/

PE1#

PE1#show mpls ftn-table

Primary FTN entry with FEC: 1.1.1.2/32, id: 1, row status: Active, Tunnel-Policy: N/A

Owner: ISIS-SR, distance: 115, Action-type: Redirect to LSP, Exp-bits: 0x0, Incoming DSCP: none

Tunnel id: 0, Protected LSP id: 0, Description: N/A, Color: 0

Cross connect ix: 1, in intf: - in label: 0 out-segment ix: 1

Owner: N/A, Persistent: No, Admin Status: Up, Oper Status: Up

Out-segment with ix: 1, owner: N/A, Stale: NO, out intf: eth1, out label: 3

Nexthop addr: 10.1.2.2 cross connect ix: 1, op code: Push

Primary FTN entry with FEC: 1.1.1.4/32, id: 3, row status: Active, Tunnel-Policy: N/A

Owner: ISIS-SR, distance: 115, Action-type: Redirect to LSP, Exp-bits: 0x0, Incoming DSCP: none

Tunnel id: 0, Protected LSP id: 0, Description: N/A, Color: 0

Cross connect ix: 3, in intf: - in label: 0 out-segment ix: 5
Owner: ISIS-SR, Persistent: No, Admin Status: Up, Oper Status: Up
Out-segment with ix: 5, owner: ISIS-SR, Stale: NO, out intf: eth1, out label:
16004
Nexthop addr: 10.1.2.2 cross connect ix: 3, op code: Push

Primary FTN entry with FEC: 1.1.1.6/32, id: 2, row status: Active, Tunnel-Policy: N/A
Owner: ISIS-SR, distance: 115, Action-type: Redirect to LSP, Exp-bits: 0x0, Incoming
DSCP: none
Tunnel id: 0, Protected LSP id: 0, Description: N/A, Color: 0
Cross connect ix: 2, in intf: - in label: 0 out-segment ix: 2
Owner: N/A, Persistent: No, Admin Status: Up, Oper Status: Up
Out-segment with ix: 2, owner: N/A, Stale: NO, out intf: eth2, out label: 3
Nexthop addr: 10.1.6.2 cross connect ix: 2, op code: Push

Primary FTN entry with FEC: 1.1.1.8/32, id: 4, row status: Active, Tunnel-Policy: N/A
Owner: ISIS-SR, distance: 115, Action-type: Redirect to LSP, Exp-bits: 0x0, Incoming
DSCP: none
Tunnel id: 0, Protected LSP id: 0, Description: N/A, Color: 0
Cross connect ix: 4, in intf: - in label: 0 out-segment ix: 7
Owner: ISIS-SR, Persistent: No, Admin Status: Up, Oper Status: Up
Out-segment with ix: 7, owner: ISIS-SR, Stale: NO, out intf: eth2, out label:
16005
Nexthop addr: 10.1.6.2 cross connect ix: 4, op code: Push

Primary FTN entry with FEC: 1.1.1.9/32, id: 7, row status: Active, Tunnel-Policy: N/A
Owner: SR_POLICY, distance: 0, Action-type: Redirect to Tunnel, Exp-bits: 0x0,
Incoming DSCP: none
Tunnel id: 1, Protected LSP id: 0, QoS Resource id: 0, Description: N/A, Color: 0
Cross connect ix: 7, in intf: - in label: 0 out-segment ix: 9
Owner: N/A, Persistent: No, Admin Status: Up, Oper Status: Up
Out-segment with ix: 9, owner: N/A, Stale: NO, out intf: eth1, out label: 3\16006
Nexthop addr: 10.1.2.2 cross connect ix: 7, op code: Push

Primary FTN entry with FEC: 1.1.1.9/32, id: 5, row status: Active, Tunnel-Policy: N/A
Owner: ISIS-SR, distance: 115, Action-type: Redirect to LSP, Exp-bits: 0x0, Incoming
DSCP: none
Tunnel id: 0, Protected LSP id: 0, Description: N/A, Color: 0
Cross connect ix: 6, in intf: - in label: 0 out-segment ix: 10
Owner: ISIS-SR, Persistent: No, Admin Status: Down, Oper Status: Down
Out-segment with ix: 10, owner: ISIS-SR, Stale: NO, out intf: eth1, out label:
16006
Nexthop addr: 10.1.2.2 cross connect ix: 6, op code: Push

PE1#

Validation 3

The command output below displays the details of routers configured with segment routing

```
PE1#show isis segment-routing state
```

```
Tag 1 Segment-Routing:
SR State: SR_ENABLED
SRGB Start: 16000, SRGB Range: 8000
Operational state: enabled
PE1#
```

```
PE1#show isis segment-routing capability
```

```
Tag 1 Segment-Routing:
```

```
-----
Advertisement Router Capability :1.1.1.1
Algorithm                      :0
SRMS Preference                :0
Total SID'S Supported          :8000
SID Range List Count           :1
SID's Range                    :16000 - 23999
-----
```

```
Advertisement Router Capability :1.1.1.2
Algorithm                      :0
SRMS Preference                :0
Total SID'S Supported          :8000
SID Range List Count           :1
SID's Range                    :16000 - 23999
-----
```

```
Advertisement Router Capability :1.1.1.4
Algorithm                      :0
SRMS Preference                :0
Total SID'S Supported          :8000
SID Range List Count           :1
SID's Range                    :16000 - 23999
-----
```

```
Advertisement Router Capability :1.1.1.6
Algorithm                      :0
SRMS Preference                :0
Total SID'S Supported          :8000
SID Range List Count           :1
SID's Range                    :16000 - 23999
-----
```

```
Advertisement Router Capability :1.1.1.8
Algorithm                      :0
SRMS Preference                :0
Total SID'S Supported          :8000
SID Range List Count           :1
SID's Range                    :16000 - 23999
-----
```

```
Advertisement Router Capability :1.1.1.9
```

```

Algorithm                               :0
SRMS Preference                         :0
Total SID'S Supported                   :8000
SID Range List Count                    :1
SID's Range                             :16000 - 23999

```

```
-----
PE1#show isis database verbose
```

```
Tag 1: VRF : default
```

```
IS-IS Level-1 Link State Database:
```

LSPID	LSP Seq Num	LSP Checksum	LSP Holdtime	ATT/P/OL
0000.0000.0001.00-00	0x0000000E	0x83F8	426	0/0/0

```
Area Address: 49.0001
```

```
NLPID: 0xCC
```

```
IP Address: 1.1.1.2
```

```
Router ID: 1.1.1.2
```

```
Router Cap: 1.1.1.2
```

```
SRGB Range: 8000 SRGB Base SID: 16000 I:1 V:0
```

```
SR-Algorithm:
```

```
Algorithm: 0
```

```
Metric: 10 IS-Extended 0000.0000.0001.02
```

```
IPv4 Interface Address: 10.1.2.2
```

```
Neighbor IP Address: 10.1.2.2
```

```
Maximum Link Bandwidth: 10g
```

```
Reservable Bandwidth: 10g
```

```
Unreserved Bandwidth:
```

```
Unreserved Bandwidth at priority 0: 10g
```

```
Unreserved Bandwidth at priority 1: 10g
```

```
Unreserved Bandwidth at priority 2: 10g
```

```
Unreserved Bandwidth at priority 3: 10g
```

```
Unreserved Bandwidth at priority 4: 10g
```

```
Unreserved Bandwidth at priority 5: 10g
```

```
Unreserved Bandwidth at priority 6: 10g
```

```
Unreserved Bandwidth at priority 7: 10g
```

```
TE-Default Metric: 10
```

```
System-ID: 0000.0000.0011 LAN Adjacency SID: 24320 F:0 B:0 V:1 L:1 S:0 P:0
```

```
Metric: 10 IS-Extended 0000.0000.0002.04
```

```
IPv4 Interface Address: 29.1.1.1
```

```
Neighbor IP Address: 29.1.1.2
```

```
Maximum Link Bandwidth: 10g
```

```
Reservable Bandwidth: 10g
```

```
Unreserved Bandwidth:
```

```
Unreserved Bandwidth at priority 0: 10g
```

```
Unreserved Bandwidth at priority 1: 10g
```

```
Unreserved Bandwidth at priority 2: 10g
```

```
Unreserved Bandwidth at priority 3: 10g
```

```
Unreserved Bandwidth at priority 4: 10g
```

```
Unreserved Bandwidth at priority 5: 10g
```

```
Unreserved Bandwidth at priority 6: 10g
```

```
Unreserved Bandwidth at priority 7: 10g
```

```
TE-Default Metric: 10
```

```

System-ID: 0000.0000.0002 LAN Adjacency SID: 24321 F:0 B:0 V:1 L:1 S:0 P:0
Metric: 10 IS-Extended 0000.0000.0003.03
IPv4 Interface Address: 20.1.1.1
Neighbor IP Address: 20.1.1.2
Maximum Link Bandwidth: 10g
Reservable Bandwidth: 10g
Unreserved Bandwidth:
  Unreserved Bandwidth at priority 0: 10g
  Unreserved Bandwidth at priority 1: 10g
  Unreserved Bandwidth at priority 2: 10g
  Unreserved Bandwidth at priority 3: 10g
  Unreserved Bandwidth at priority 4: 10g
  Unreserved Bandwidth at priority 5: 10g
  Unreserved Bandwidth at priority 6: 10g
  Unreserved Bandwidth at priority 7: 10g
TE-Default Metric: 10
System-ID: 0000.0000.0003 LAN Adjacency SID: 24322 F:0 B:0 V:1 L:1 S:0 P:0
Metric: 10 IP-Extended 1.1.1.2/32
Prefix-SID: index 2 R:0 N:1 P:0 E:0 V:0 L:0
Metric: 10 IP-Extended 10.1.2.0/24
Metric: 10 IP-Extended 20.1.1.0/24
Metric: 10 IP-Extended 29.1.1.0/24
0000.0000.0001.02-00 0x00000004 0xAF0A 426 0/0/0
Metric: 0 IS-Extended 0000.0000.0001.00
Metric: 0 IS-Extended 0000.0000.0011.00
0000.0000.0002.00-00 0x00000009 0x325C 426 0/0/0
Area Address: 49.0001
NLPID: 0xCC
IP Address: 1.1.1.6
Router ID: 1.1.1.6
Router Cap: 1.1.1.6
SRGB Range: 8000 SRGB Base SID: 16000 I:1 V:0
SR-Algorithm:
  Algorithm: 0
Metric: 10 IS-Extended 0000.0000.0002.03
IPv4 Interface Address: 10.1.6.2
Neighbor IP Address: 10.1.6.2
Maximum Link Bandwidth: 10g
Reservable Bandwidth: 10g
Unreserved Bandwidth:
  Unreserved Bandwidth at priority 0: 10g
  Unreserved Bandwidth at priority 1: 10g
  Unreserved Bandwidth at priority 2: 10g
  Unreserved Bandwidth at priority 3: 10g
  Unreserved Bandwidth at priority 4: 10g
  Unreserved Bandwidth at priority 5: 10g
  Unreserved Bandwidth at priority 6: 10g
  Unreserved Bandwidth at priority 7: 10g
TE-Default Metric: 10
System-ID: 0000.0000.0011 LAN Adjacency SID: 24321 F:0 B:0 V:1 L:1 S:0 P:0

```

```

Metric: 10          IS-Extended 0000.0000.0002.04
  IPv4 Interface Address: 29.1.1.2
  Neighbor IP Address: 29.1.1.2
  Maximum Link Bandwidth: 10g
  Reservable Bandwidth: 10g
  Unreserved Bandwidth:
    Unreserved Bandwidth at priority 0: 10g
    Unreserved Bandwidth at priority 1: 10g
    Unreserved Bandwidth at priority 2: 10g
    Unreserved Bandwidth at priority 3: 10g
    Unreserved Bandwidth at priority 4: 10g
    Unreserved Bandwidth at priority 5: 10g
    Unreserved Bandwidth at priority 6: 10g
    Unreserved Bandwidth at priority 7: 10g
  TE-Default Metric: 10
  System-ID: 0000.0000.0001 LAN Adjacency SID: 24320 F:0 B:0 V:1 L:1 S:0 P:0
Metric: 10          IS-Extended 0000.0000.0002.02
  IPv4 Interface Address: 50.1.1.2
  Neighbor IP Address: 50.1.1.2
  Maximum Link Bandwidth: 100g
  Reservable Bandwidth: 100g
  Unreserved Bandwidth:
    Unreserved Bandwidth at priority 0: 100g
    Unreserved Bandwidth at priority 1: 100g
    Unreserved Bandwidth at priority 2: 100g
    Unreserved Bandwidth at priority 3: 100g
    Unreserved Bandwidth at priority 4: 100g
    Unreserved Bandwidth at priority 5: 100g
    Unreserved Bandwidth at priority 6: 100g
    Unreserved Bandwidth at priority 7: 100g
  TE-Default Metric: 10
  System-ID: 0000.0000.0004 LAN Adjacency SID: 24322 F:0 B:0 V:1 L:1 S:0 P:0
Metric: 10          IP-Extended 1.1.1.6/32
  Prefix-SID: index 3 R:0 N:1 P:0 E:0 V:0 L:0
Metric: 10          IP-Extended 29.1.1.0/24
Metric: 10          IP-Extended 10.1.6.0/24
Metric: 10          IP-Extended 50.1.1.0/24
0000.0000.0002.02-00 0x00000004 0xAB19          1005          0/0/0
  Metric: 0          IS-Extended 0000.0000.0002.00
  Metric: 0          IS-Extended 0000.0000.0004.00
0000.0000.0002.03-00 0x00000003 0xAB0C          426          0/0/0
  Metric: 0          IS-Extended 0000.0000.0002.00
  Metric: 0          IS-Extended 0000.0000.0011.00
0000.0000.0002.04-00 0x00000003 0x6363          512          0/0/0
  Metric: 0          IS-Extended 0000.0000.0002.00
  Metric: 0          IS-Extended 0000.0000.0001.00
0000.0000.0003.00-00 0x0000000D 0x4BA3          545          0/0/0
  Area Address: 49.0001
  NLPID: 0xCC
  IP Address: 1.1.1.4

```

```
Router ID:      1.1.1.4
Router Cap:    1.1.1.4
  SRGB Range:  8000   SRGB Base SID: 16000   I:1 V:0
  SR-Algorithm:
    Algorithm:  0
Metric:       10          IS-Extended 0000.0000.0003.03
IPv4 Interface Address: 20.1.1.2
Neighbor IP Address: 20.1.1.2
Maximum Link Bandwidth: 10g
Reservable Bandwidth: 10g
Unreserved Bandwidth:
  Unreserved Bandwidth at priority 0: 10g
  Unreserved Bandwidth at priority 1: 10g
  Unreserved Bandwidth at priority 2: 10g
  Unreserved Bandwidth at priority 3: 10g
  Unreserved Bandwidth at priority 4: 10g
  Unreserved Bandwidth at priority 5: 10g
  Unreserved Bandwidth at priority 6: 10g
  Unreserved Bandwidth at priority 7: 10g
TE-Default Metric: 10
System-ID: 0000.0000.0001 LAN Adjacency SID: 24320   F:0 B:0 V:1 L:1 S:0 P:0
Metric:       10          IS-Extended 0000.0000.0004.04
IPv4 Interface Address: 45.1.1.2
Neighbor IP Address: 45.1.1.1
Maximum Link Bandwidth: 10g
Reservable Bandwidth: 10g
Unreserved Bandwidth:
  Unreserved Bandwidth at priority 0: 10g
  Unreserved Bandwidth at priority 1: 10g
  Unreserved Bandwidth at priority 2: 10g
  Unreserved Bandwidth at priority 3: 10g
  Unreserved Bandwidth at priority 4: 10g
  Unreserved Bandwidth at priority 5: 10g
  Unreserved Bandwidth at priority 6: 10g
  Unreserved Bandwidth at priority 7: 10g
TE-Default Metric: 10
System-ID: 0000.0000.0004 LAN Adjacency SID: 24321   F:0 B:0 V:1 L:1 S:0 P:0
Metric:       10          IS-Extended 0000.0000.0022.02
IPv4 Interface Address: 10.4.9.1
Neighbor IP Address: 10.4.9.2
Maximum Link Bandwidth: 10g
Reservable Bandwidth: 10g
Unreserved Bandwidth:
  Unreserved Bandwidth at priority 0: 10g
  Unreserved Bandwidth at priority 1: 10g
  Unreserved Bandwidth at priority 2: 10g
  Unreserved Bandwidth at priority 3: 10g
  Unreserved Bandwidth at priority 4: 10g
  Unreserved Bandwidth at priority 5: 10g
  Unreserved Bandwidth at priority 6: 10g
```

```

    Unreserved Bandwidth at priority 7: 10g
    TE-Default Metric: 10
    System-ID: 0000.0000.0022 LAN Adjacency SID: 24322 F:0 B:0 V:1 L:1 S:0 P:0
    Metric: 10 IP-Extended 1.1.1.4/32
    Prefix-SID: index 4 R:0 N:1 P:0 E:0 V:0 L:0
    Metric: 10 IP-Extended 10.4.9.0/24
    Metric: 10 IP-Extended 20.1.1.0/24
    Metric: 10 IP-Extended 45.1.1.0/24
0000.0000.0003.03-00 0x00000003 0x6B5A 775 0/0/0
    Metric: 0 IS-Extended 0000.0000.0003.00
    Metric: 0 IS-Extended 0000.0000.0001.00
0000.0000.0004.00-00 0x00000009 0xFA0A 545 0/0/0
    Area Address: 49.0001
    NLPID: 0xCC
    IP Address: 1.1.1.8
    Router ID: 1.1.1.8
    Router Cap: 1.1.1.8
    SRGB Range: 8000 SRGB Base SID: 16000 I:1 V:0
    SR-Algorithm:
    Algorithm: 0
    Metric: 10 IS-Extended 0000.0000.0002.02
    IPv4 Interface Address: 50.1.1.1
    Neighbor IP Address: 50.1.1.2
    Maximum Link Bandwidth: 100g
    Reservable Bandwidth: 100g
    Unreserved Bandwidth:
    Unreserved Bandwidth at priority 0: 100g
    Unreserved Bandwidth at priority 1: 100g
    Unreserved Bandwidth at priority 2: 100g
    Unreserved Bandwidth at priority 3: 100g
    Unreserved Bandwidth at priority 4: 100g
    Unreserved Bandwidth at priority 5: 100g
    Unreserved Bandwidth at priority 6: 100g
    Unreserved Bandwidth at priority 7: 100g
    TE-Default Metric: 10
    System-ID: 0000.0000.0002 LAN Adjacency SID: 24321 F:0 B:0 V:1 L:1 S:0 P:0
    Metric: 10 IS-Extended 0000.0000.0004.04
    IPv4 Interface Address: 45.1.1.1
    Neighbor IP Address: 45.1.1.1
    Maximum Link Bandwidth: 10g
    Reservable Bandwidth: 10g
    Unreserved Bandwidth:
    Unreserved Bandwidth at priority 0: 10g
    Unreserved Bandwidth at priority 1: 10g
    Unreserved Bandwidth at priority 2: 10g
    Unreserved Bandwidth at priority 3: 10g
    Unreserved Bandwidth at priority 4: 10g
    Unreserved Bandwidth at priority 5: 10g
    Unreserved Bandwidth at priority 6: 10g
    Unreserved Bandwidth at priority 7: 10g

```

```

TE-Default Metric: 10
System-ID: 0000.0000.0003 LAN Adjacency SID: 24320 F:0 B:0 V:1 L:1 S:0 P:0
Metric: 10 IS-Extended 0000.0000.0022.03
IPv4 Interface Address: 10.8.9.1
Neighbor IP Address: 10.8.9.2
Maximum Link Bandwidth: 10g
Reservable Bandwidth: 10g
Unreserved Bandwidth:
  Unreserved Bandwidth at priority 0: 10g
  Unreserved Bandwidth at priority 1: 10g
  Unreserved Bandwidth at priority 2: 10g
  Unreserved Bandwidth at priority 3: 10g
  Unreserved Bandwidth at priority 4: 10g
  Unreserved Bandwidth at priority 5: 10g
  Unreserved Bandwidth at priority 6: 10g
  Unreserved Bandwidth at priority 7: 10g
TE-Default Metric: 10
System-ID: 0000.0000.0022 LAN Adjacency SID: 24322 F:0 B:0 V:1 L:1 S:0 P:0
Metric: 10 IP-Extended 1.1.1.8/32
Prefix-SID: index 5 R:0 N:1 P:0 E:0 V:0 L:0
Metric: 10 IP-Extended 10.8.9.0/24
Metric: 10 IP-Extended 45.1.1.0/24
Metric: 10 IP-Extended 50.1.1.0/24
0000.0000.0004.04-00 0x00000003 0x8D33 1006 0/0/0
Metric: 0 IS-Extended 0000.0000.0004.00
Metric: 0 IS-Extended 0000.0000.0003.00
0000.0000.0011.00-00* 0x0000000E 0xE5FA 432 0/0/0
Area Address: 49.0001
NLPID: 0xCC
IP Address: 1.1.1.1
Router ID: 1.1.1.1
Router Cap: 1.1.1.1
SRGB Range: 8000 SRGB Base SID: 16000 I:1 V:0
SR-Algorithm:
  Algorithm: 0
Metric: 10 IS-Extended 0000.0000.0001.02
IPv4 Interface Address: 10.1.2.1
Neighbor IP Address: 10.1.2.2
Maximum Link Bandwidth: 10g
Reservable Bandwidth: 10g
Unreserved Bandwidth:
  Unreserved Bandwidth at priority 0: 10g
  Unreserved Bandwidth at priority 1: 10g
  Unreserved Bandwidth at priority 2: 10g
  Unreserved Bandwidth at priority 3: 10g
  Unreserved Bandwidth at priority 4: 10g
  Unreserved Bandwidth at priority 5: 10g
  Unreserved Bandwidth at priority 6: 10g
  Unreserved Bandwidth at priority 7: 10g
TE-Default Metric: 10

```

```
System-ID: 0000.0000.0001 LAN Adjacency SID: 24320 F:0 B:0 V:1 L:1 S:0 P:0
Metric: 10 IS-Extended 0000.0000.0002.03
IPv4 Interface Address: 10.1.6.1
Neighbor IP Address: 10.1.6.2
Maximum Link Bandwidth: 10g
Reservable Bandwidth: 10g
Unreserved Bandwidth:
  Unreserved Bandwidth at priority 0: 10g
  Unreserved Bandwidth at priority 1: 10g
  Unreserved Bandwidth at priority 2: 10g
  Unreserved Bandwidth at priority 3: 10g
  Unreserved Bandwidth at priority 4: 10g
  Unreserved Bandwidth at priority 5: 10g
  Unreserved Bandwidth at priority 6: 10g
  Unreserved Bandwidth at priority 7: 10g
TE-Default Metric: 10
System-ID: 0000.0000.0002 LAN Adjacency SID: 24321 F:0 B:0 V:1 L:1 S:0 P:0
Metric: 10 IP-Extended 1.1.1.1/32
Prefix-SID: index 1 R:0 N:1 P:0 E:0 V:0 L:0
Metric: 10 IP-Extended 10.1.2.0/24
Metric: 10 IP-Extended 10.1.6.0/24
0000.0000.0022.00-00 0x00000005 0xC06F 550 0/0/0
Area Address: 49.0001
NLPID: 0xCC
IP Address: 1.1.1.9
Router ID: 1.1.1.9
Router Cap: 1.1.1.9
SRGB Range: 8000 SRGB Base SID: 16000 I:1 V:0
SR-Algorithm:
  Algorithm: 0
Metric: 10 IS-Extended 0000.0000.0022.03
IPv4 Interface Address: 10.8.9.2
Neighbor IP Address: 10.8.9.2
Maximum Link Bandwidth: 10g
Reservable Bandwidth: 10g
Unreserved Bandwidth:
  Unreserved Bandwidth at priority 0: 10g
  Unreserved Bandwidth at priority 1: 10g
  Unreserved Bandwidth at priority 2: 10g
  Unreserved Bandwidth at priority 3: 10g
  Unreserved Bandwidth at priority 4: 10g
  Unreserved Bandwidth at priority 5: 10g
  Unreserved Bandwidth at priority 6: 10g
  Unreserved Bandwidth at priority 7: 10g
TE-Default Metric: 10
System-ID: 0000.0000.0004 LAN Adjacency SID: 24320 F:0 B:0 V:1 L:1 S:0 P:0
Metric: 10 IS-Extended 0000.0000.0022.02
IPv4 Interface Address: 10.4.9.2
Neighbor IP Address: 10.4.9.2
Maximum Link Bandwidth: 10g
```

```

Reservable Bandwidth: 10g
Unreserved Bandwidth:
  Unreserved Bandwidth at priority 0: 10g
  Unreserved Bandwidth at priority 1: 10g
  Unreserved Bandwidth at priority 2: 10g
  Unreserved Bandwidth at priority 3: 10g
  Unreserved Bandwidth at priority 4: 10g
  Unreserved Bandwidth at priority 5: 10g
  Unreserved Bandwidth at priority 6: 10g
  Unreserved Bandwidth at priority 7: 10g
TE-Default Metric: 10
System-ID: 0000.0000.0003 LAN Adjacency SID: 24321 F:0 B:0 V:1 L:1 S:0 P:0
Metric: 10 IP-Extended 1.1.1.9/32
Prefix-SID: index 6 R:0 N:1 P:0 E:0 V:0 L:0
Metric: 10 IP-Extended 10.8.9.0/24
Metric: 10 IP-Extended 10.4.9.0/24
0000.0000.0022.02-00 0x00000002 0xBBCB 541 0/0/0
Metric: 0 IS-Extended 0000.0000.0022.00
Metric: 0 IS-Extended 0000.0000.0003.00
0000.0000.0022.03-00 0x00000002 0xC8BC 541 0/0/0
Metric: 0 IS-Extended 0000.0000.0022.00
Metric: 0 IS-Extended 0000.0000.0004.00

```

PE1#

PE1#show cspf lsp isis 1

LSP detail

```

Trunk ID      : 1
LSP ID        : 1
ISIS Tag Name : 1
Client ID     : 0
State         : Established(3)
Ingress       : 1.1.1.9
Egress        : 1.1.1.9
Ext Tunnel ID : 1.1.1.9
LSP Type      : 0
Setup Priority : 7
Hold Priority  : 0
Hop Limit     : 255
Retry Interval : 10
Retry Limit   : 10
LSP Metric    : 30
Path Constraint :
  1.1.1.6 loose
Computed ERO  :
  10.1.6.2
  50.1.1.1
  10.8.9.2

```

LSP detail

```

Trunk ID      : 1

```

```
LSP ID          : 2
ISIS Tag Name   : 1
Client ID       : 0
State           : Established(3)
Ingress         : 1.1.1.9
Egress          : 1.1.1.9
Ext Tunnel ID   : 1.1.1.9
LSP Type        : 0
Setup Priority   : 7
Hold Priority    : 0
Hop Limit       : 255
Retry Interval   : 10
Retry Limit     : 10
LSP Metric      : 30
Path Constraint :
  10.1.2.2      strict
Computed ERO    :
  10.1.2.2
  20.1.1.2
  10.4.9.2
```

```
PE1#show cspf lsp isis 1
```

```
LSP detail
```

```
Trunk ID        : 1
LSP ID          : 1
ISIS Tag Name   : 1
Client ID       : 0
State           : Established(3)
Egress          : 1.1.1.9
Ext Tunnel ID   : 1.1.1.9
LSP Type        : 0
Retry Interval   : 10
Retry Timer     : OFF
Retry Limit     : 100
Remaining Retry Count : 0
LSP Metric      : 30
Path Constraint :
  1.1.1.6       loose
Computed ERO    :
  10.1.6.2
  50.1.1.1
  10.8.9.2
```

```
LSP detail
```

```
Trunk ID        : 1
LSP ID          : 2
ISIS Tag Name   : 1
Client ID       : 0
State           : Established(3)
Egress          : 1.1.1.9
```

```

Ext Tunnel ID      : 1.1.1.9
LSP Type          : 0
Retry Interval    : 10
Retry Timer       : OFF
Retry Limit       : 100
Remaining Retry Count : 0
LSP Metric        : 30
Path Constraint   :
  10.1.2.2      strict
Computed ERO      :
  10.1.2.2
  20.1.1.2
  10.4.9.2

```

PE1#

Validation 4

PE1#show mpls vrf-table

Output for IPv4 VRF table with id: 2

Primary FTN entry with FEC: 202.1.1.0/24, id: 1, row status: Active, Tunnel-Policy: N/A
 Owner: BGP, distance: 0, Action-type: Redirect to Tunnel, Exp-bits: 0x0, Incoming
 DSCP: none

Transport Tunnel id: 1, Protected LSP id: 0, QoS Resource id: 0, Description: N/A,
 Color: 1

Cross connect ix: 8, in intf: - in label: 0 out-segment ix: 12

Owner: BGP, Persistent: No, Admin Status: Up, Oper Status: Up

Out-segment with ix: 12, owner: BGP, Stale: NO, BGP out intf: eth1, transport out
 intf: eth1, out label: 24960

Nexthop addr: 1.1.1.9 cross connect ix: 8, op code: Push and Lookup

PE1#

Dynamic Path Policy with OSPF

PE1

PE1#configure terminal	Enter configure mode.
PE1(config)#interface lo	Enter interface mode.
PE1(config-if)#ip address 1.1.1.1/32 secondary	Configure the IP address of the interface.
PE1(config-if)#prefix-sid index 1	Configure prefix sid index value.
PE1(config-if)#exit	Exit interface mode.
PE1(config)#interface eth1	Enter interface mode.
PE1(config-if)#ip address 10.1.2.1/24	Configure the IP address of the interface.
PE1(config-if)#label-switching	Enable label switching.

PE1(config)#interface eth2	Enter interface mode.
PE1(config-if)#ip address 10.1.6.1/24	Configure the IP address of the interface.
PE1(config-if)#label-switching	Enable label switching.
PE1(config-if)#exit	Exit interface mode.
PE1(config)#router ospf 1	Set the routing process ID .
PE1(config-router)#ospf router-id 1.1.1.1	Configuring ospf router-id
PE1(config-router)#network 1.1.1.1/32 area 0.0.0.0	Configure OSPF network in area 0
PE1(config-router)#network 10.1.2.0/24 area 0.0.0.0	Configure OSPF network in area 0
PE1(config-router)#network 10.1.6.0/24 area 0.0.0.0	Configure OSPF network in area 0
PE1(config-router)#segment-routing mpls	Enable segment routing under router process.
PE1(config-router)#exit	Exit router mode.
PE1(config)#segment-routing	Configuring segment-routing
PE1(config-sr)#traffic-engineering	Segment Routing traffic engineering
PE1(config-sr-te)#policy 1	Policy configuration with name 1
PE1(config-sr-pol)#color 1 end-point 1.1.1.9	SR-policy color and end-point
PE1(config-sr-pol-cp)#candidate-path 1	SR policy candidate path
PE1(config-sr-pol-cp)#preference 100	Candidate Path preference
PE1(config-sr-pol-cp)#dynamic-path ospf 1	Dynamic candidate path as ospf
PE1(config-sr-pol-cp)#constraints	Specify constraints
PE1(config-sr-dyn-cp-cons)#1.1.1.6 loose	Loopback IP of P2 as loose constraint
PE1(config-sr-pol-cp)#exit-pol-cp	Exit from SR policy candidate path configuration mode
PE1(config-sr-pol)#candidate-path 2	SR policy candidate path
PE1(config-sr-pol-cp)#dynamic-path ospf 1	Dynamic candidate path as ospf
PE1(config-sr-pol-cp)#constraints	Specify constraints
PE1(config-sr-dyn-cp-cons)#10.1.2.2 strict	Interface IP of P1 as strict constraint
PE1(config-sr-pol-cp)#exit-pol-cp	Exit from SR policy candidate path configuration mode
PE1(config-sr-pol)#exit-sr-pol	Exit from SR policy configuration mode
PE1(config-sr-te)#exit-te	Exit from traffic engineering configuration mode
PE1(config)#ip vrf vrf1	Configure VPN Routing/Forwarding instance
PE1(config-vrf)#rd 100:2	route distinguisher
PE1(config-vrf)#route-target both 200:1	route target
PE1(config-vrf)#exit	Exit VRF mode.
PE1(config)#interface eth3	Enter interface mode.
PE1(config-if)#ip vrf forwarding vrf1	Configuring interface for VRF forwarding
PE1(config-if)#ip address 177.1.1.1/24	Configure the IP address of the interface.
PE1(config-if)#exit	Exit interface mode.
PE1(config)#router bgp 100	Configure router bgp in AS 100
PE1(config-router)#neighbor 1.1.1.9 remote-as 100	Configure neighbor in remote-as 100

PE1 (config-router)#neighbor 1.1.1.9 update-source lo	Configure neighbor with update-source loopback
PE1 (config-router)#address-family vpnv4 unicast	Enter VPNv4 Address family mode
PE1 (config-router-af)#neighbor 1.1.1.9 activate	Activate VPNv4 neighbor
PE1 (config-router-af)#exit-address-family	Exit from Address Family configuration mode
PE1 (config-router)#address-family ipv4 vrf vrfl	Enter address-family VRF
PE1 (config-router-af)#redistribute connected	Redistribute all the connected VRF routes
PE1 (config-router-af)#exit-address-family	Exit from Address Family configuration mode
PE1 (config-router)#exit	Exit router mode.
PE1 (config)#commit	Commit candidate configuration to be running configuration
PE1 (config)#exit	Exit configuration mode

P1

P1#configure terminal	Enter configure mode.
P1 (config)#interface lo	Enter interface mode.
P1 (config-if)#ip address 1.1.1.2/32 secondary	Configure the IP address of the interface.
P1 (config-if)#prefix-sid index 2	Configure prefix sid index value.
P1 (config-if)#exit	Exit interface mode.
P1 (config)#interface eth1	Enter interface mode.
P1 (config-if)#ip address 10.1.2.2/24	Configure the IP address of the interface.
P1 (config-if)#label-switching	Enable label switching.
P1 (config)#interface eth2	Enter interface mode.
P1 (config-if)#ip address 20.1.1.1/24	Configure the IP address of the interface.
P1 (config-if)#label-switching	Enable label switching.
P1 (config)#interface eth3	Enter interface mode.
P1 (config-if)#ip address 29.1.1.1/24	Configure the IP address of the interface.
P1 (config-if)#label-switching	Enable label switching.
P1 (config-if)#exit	Exit interface mode.
P1 (config)#router ospf 1	Set the routing process ID .
P1 (config-router)#network 1.1.1.2/32 area 0.0.0.0	Configure OSPF network in area 0
P1 (config-router)#ospf router-id 1.1.1.2	Configure OSPF router-id
P1 (config-router)#network 10.1.2.0/24 area 0.0.0.0	Configure OSPF network in area 0
P1 (config-router)#network 20.1.1.0/24 area 0.0.0.0	Configure OSPF network in area 0
P1 (config-router)#network 29.1.1.0/24 area 0.0.0.0	Configure OSPF network in area 0
P1 (config-router)#segment-routing mpls	Enable segment routing under router process.

P1 (config-router) #exit	Exit router mode.
P1 (config) #commit	Commit candidate configuration to be running configuration
P1 (config) #exit	Exit configuration mode

P2

P2#configure terminal	Enter configure mode.
P2 (config) #interface lo	Enter interface mode.
P2 (config-if) #ip address 1.1.1.6/32 secondary	Configure the IP address of the interface.
P2 (config-if) #prefix-sid index 3	Configure prefix sid index value.
P2 (config-if) #exit	Exit interface mode.
P2 (config) #interface eth1	Enter interface mode.
P2 (config-if) #ip address 50.1.1.2/24	Configure the IP address of the interface.
P2 (config-if) #label-switching	Enable label switching.
P2 (config) #interface eth2	Enter interface mode.
P2 (config-if) #ip address 10.1.6.2/24	Configure the IP address of the interface.
P2 (config-if) #label-switching	Enable label switching.
P2 (config) #interface eth3	Enter interface mode.
P2 (config-if) #ip address 29.1.1.2/24	Configure the IP address of the interface.
P2 (config-if) #label-switching	Enable label switching.
P2 (config-if) #exit	Exit interface mode.
P2 (config) #router ospf 1	Set the routing process ID .
P2 (config-router) #ospf router-id 1.1.1.6	Configure ospf router-id
P2 (config-router) #network 1.1.1.6/32 area 0.0.0.0	Configure OSPF network in area 0
P2 (config-router) #network 10.1.6.0/24 area 0.0.0.0	Configure OSPF network in area 0
P2 (config-router) #network 29.1.1.0/24 area 0.0.0.0	Configure OSPF network in area 0
P2 (config-router) #network 50.1.1.0/24 area 0.0.0.0	Configure OSPF network in area 0
P2 (config-router) #segment-routing mpls	Enable segment routing under router process.
P2 (config-router) #exit	Exit router mode.
P2 (config) #commit	Commit candidate configuration to be running configuration
P2 (config) #exit	Exit configuration mode

P3

P3#configure terminal	Enter configure mode.
P3 (config) #interface lo	Enter interface mode.
P3 (config-if) #ip address 1.1.1.4/32 secondary	Configure the IP address of the interface.
P3 (config-if) #prefix-sid index 4	Configure prefix sid index value.

P3(config-if)#exit	Exit interface mode.
P3(config)#interface eth1	Enter interface mode.
P3(config-if)#ip address 10.4.9.1/24	Configure the IP address of the interface.
P3(config-if)#label-switching	Enable label switching.
P3(config)#interface eth2	Enter interface mode.
P3(config-if)#ip address 20.1.1.2/24	Configure the IP address of the interface.
P3(config-if)#label-switching	Enable label switching.
P3(config)#interface eth3	Enter interface mode.
P3(config-if)#ip address 45.1.1.2/24	Configure the IP address of the interface.
P3(config-if)#label-switching	Enable label switching.
P3(config-if)#exit	Exit interface mode.
P3(config)#router ospf 1	Set the routing process ID .
P3(config-router)#ospf router-id 1.1.1.4	Configuring ospf router-id
P3(config-router)#network 1.1.1.4/32 area 0.0.0.0	Configure OSPF network in area 0
P3(config-router)#network 10.4.9.0/24 area 0.0.0.0	Configure OSPF network in area 0
P3(config-router)#network 20.1.1.0/24 area 0.0.0.0	Configure OSPF network in area 0
P3(config-router)#network 45.1.1.0/24 area 0.0.0.0	Configure OSPF network in area 0
P3(config-router)#segment-routing mpls	Enable segment routing under router process.
P3(config-router)#exit	Exit router mode.
P3(config)#commit	Commit candidate configuration to be running configuration
P3(config)#exit	Exit configuration mode

P4

P4#configure terminal	Enter configure mode.
P4(config)#interface lo	Enter interface mode.
P4(config-if)#ip address 1.1.1.8/32 secondary	Configure the IP address of the interface.
P4(config-if)#prefix-sid index 5	Configure prefix sid index value.
P4(config-if)#exit	Exit interface mode.
P4(config)#interface eth1	Enter interface mode.
P4(config-if)#ip address 50.1.1.1/24	Configure the IP address of the interface.
P4(config-if)#label-switching	Enable label switching.
P4(config)#interface eth2	Enter interface mode.
P4(config-if)#ip address 10.8.9.1/24	Configure the IP address of the interface.
P4(config-if)#label-switching	Enable label switching.
P4(config)#interface eth3	Enter interface mode.
P4(config-if)#ip address 45.1.1.1/24	Configure the IP address of the interface.
P4(config-if)#label-switching	Enable label switching.

P4(config-if)#exit	Exit interface mode.
P4(config)#router ospf 1	Set the routing process ID .
P4(config-router)#ospf router-id 1.1.1.8	Configuring ospf router-id
P4(config-router)#network 1.1.1.8/32 area 0.0.0.0	Configure OSPF network in area 0
P4(config-router)#network 10.8.9.0/24 area 0.0.0.0	Configure OSPF network in area 0
P4(config-router)#network 45.1.1.0/24 area 0.0.0.0	Configure OSPF network in area 0
P4(config-router)#network 50.1.1.0/24 area 0.0.0.0	Configure OSPF network in area 0
P4(config-router)#segment-routing mpls	Enable segment routing under router process.
P4(config-router)#exit	Exit router mode.
P4(config)#commit	Commit candidate configuration to be running configuration
P4(config)#exit	Exit configuration mode

PE2

PE2#configure terminal	Enter configure mode.
PE2(config)#interface lo	Enter interface mode.
PE2(config-if)#ip address 1.1.1.9/32 secondary	Configure the IP address of the interface.
PE2(config-if)#prefix-sid index 6	Configure prefix sid index value.
PE2(config-if)#exit	Exit interface mode.
PE2(config)#interface eth1	Enter interface mode.
PE2(config-if)#ip address 10.4.9.2/24	Configure the IP address of the interface.
PE2(config-if)#label-switching	Enable label switching.
PE2(config)#interface eth2	Enter interface mode.
PE2(config-if)#ip address 10.8.9.2/24	Configure the IP address of the interface.
PE2(config-if)#label-switching	Enable label switching.
PE2(config-if)#exit	Exit interface mode.
PE2(config)#router ospf 1	Set the routing process ID .
PE2(config-router)#router-id 1.1.1.9	Configuring ospf router-id
PE2(config-router)#network 1.1.1.9/32 area 0.0.0.0	Configure OSPF network in area 0
PE2(config-router)#network 10.4.9.0/24 area 0.0.0.0	Configure OSPF network in area 0
PE2(config-router)#network 10.8.9.0/24 area 0.0.0.0	Configure OSPF network in area 0
PE2(config-router)#segment-routing mpls	Enable segment routing under router process.
PE2(config-router)#exit	Exit router mode.
PE2(config)#ip vrf vrf1	Configure VPN Routing/Forwarding instance
PE2(config-vrf)#rd 100:1	route distinguisher
PE2(config-vrf)#route-target both 200:1	route target

PE2(config-vrf)#exit	Exit VRF mode.
PE2(config)#router bgp 100	Configure router bgp in AS 100
PE2(config-router)#neighbor 1.1.1.1 remote-as 100	Configure neighbor in remote-as 100
PE2(config-router)#neighbor 1.1.1.1 update-source lo	Configure neighbor with update-source loopback
PE2(config-router)#address-family vpnv4 unicast	Enter VPNv4 Address family mode
PE2(config-router-af)#neighbor 1.1.1.1 activate	Activate VPNv4 neighbor
PE2(config-router-af)#exit-address-family	Exit from Address Family configuration mode
PE2(config-router)#address-family ipv4 vrf vrfl	Enter address-family VRF
PE2(config-router-af)#redistribute connected	Redistribute all the connected VRF routes
PE2(config-router-af)#exit-address-family	Exit from Address Family configuration mode
PE2(config-router)#exit	Exit router mode.
PE2(config)#commit	Commit candidate configuration to be running configuration
PE2(config)#exit	Exit configuration mode

Validation 1

Verify OSPF neighbor adjacency between routers and show segment-routing policy detail.

```
PE1#show ip ospf neighbor
```

```
Total number of full neighbors: 2
```

```
OSPF process 1 VRF(default):
```

Neighbor ID Instance ID	Pri	State	Dead Time	Address	Interface	
1.1.1.2	1	Full/DR	00:00:39	10.1.2.2	eth1	0
1.1.1.6	1	Full/DR	00:00:33	10.1.6.2	eth2	0

```
PE1#show segment-routing policy
```

Policy-Name State	Forwarding-Info	Color	End-point
1 3/16006/xe7		1	1.1.1.9 UP

```
PE1#
```

```
PE1#show segment-routing policy detail
```

```
Policy-Name: 1      Color 1      End-point 1.1.1.9      Tunnel-ID: 1
Admin-Status: UP    Oper-Status: UP for 03:24:33
State Transition Count: 3
CSPF Retry Limit: 100    CSPF Retry Interval: 10
Binding SID :
BSID: 24960
Alloc mode: Dynamic
Oper State: Programmed
```

```

CP ID: 2, Active
Preference: 100    Path Type: Dynamic(ospf)    CP Origin: Local
Segment List:
Total no. of segments: 2
  Segment0[LABEL]: Label :24320
  Segment1[LABEL]: Label :16006
Out-if: xe7        Out-label-stack: 3/16006
Attributes:
  Configured:
  Affinity:
  Metric-type: TE
  IP Constraints: 10.1.2.2 strict

```

```

CP ID: 1
Preference: 100    Path Type: Dynamic(ospf)    CP Origin: Local
CP state: Valid
Segment List:
Total no. of segments: 2
  Segment0[LABEL]: Label :16003
  Segment1[LABEL]: Label :16006
Out-if: xe13        Out-label-stack: 3/16006
Attributes:
  Configured:
  Affinity:
  Metric-type: TE
  IP Constraints: 1.1.1.6 loose

```

```
PE1#
```

Validation 2

Verify the prefix SIDs are installed as labels in MPLS forwarding table. Verify the same in FTN and ILM tables.

```
PE1#show mpls forwarding-table
```

```

Codes: > - installed FTN, * - selected FTN, p - stale FTN,
       B - BGP FTN, K - CLI FTN, t - tunnel, P - SR Policy FTN,
       L - LDP FTN, R - RSVP-TE FTN, S - SNMP FTN, I - IGP-Shortcut,
       U - unknown FTN, O - SR-OSPF FTN, i - SR-ISIS FTN, k - SR-CLI FTN

```

Code	FEC	FTN-ID	Nhlfe-ID	Tunnel-id	Pri	LSP-Type	Out-Label
Out-Intf	ELC	Nexthop					
O>	1.1.1.2/32	1	2	0	Yes	LSP_DEFAULT	3
xe7	No	10.1.2.2					
O>	1.1.1.4/32	3	6	0	Yes	LSP_DEFAULT	16004
xe7	No	10.1.2.2					
O>	1.1.1.6/32	2	4	0	Yes	LSP_DEFAULT	3
xe13	No	10.1.6.2					
O>	1.1.1.8/32	4	8	0	Yes	LSP_DEFAULT	16005
xe13	No	10.1.6.2					
P>	1.1.1.9/32	7	16	1	Yes	LSP_DEFAULT	3
xe7	No	10.1.2.2					

```

O      1.1.1.9/32      5      9      0      Yes  LSP_DEFAULT  16006
xe7    No      10.1.2.2
PE1#

```

```
PE1#show mpls ilm-table
```

```

Codes: > - installed ILM, * - selected ILM, p - stale ILM
      K - CLI ILM, T - MPLS-TP, s - Stitched ILM
      S - SNMP, L - LDP, R - RSVP, C - CRLDP
      B - BGP , K - CLI , V - LDP_VC, I - IGP_SHORTCUT
      O - OSPF/OSPF6 SR, i - ISIS SR, k - SR CLI
      P - SR Policy, U - unknown

```

Code	FEC/VRF/L2CKT	ILM-ID	In-Label	Out-Label	In-Intf	Out-Intf/VRF
Nextshop		LSP-Type				
O>	1.1.1.4/32	5	16004	16004	N/A	xe7
10.1.2.2		LSP_DEFAULT				
O>	1.1.1.6/32	4	16003	3	N/A	xe13
10.1.6.2		LSP_DEFAULT				
O>	1.1.1.2/32	2	16002	3	N/A	xe7
10.1.2.2		LSP_DEFAULT				
O>	10.1.2.2/32	1	24320	3	N/A	xe7
10.1.2.2		LSP_DEFAULT				
O>	1.1.1.8/32	6	16005	16005	N/A	xe13
10.1.6.2		LSP_DEFAULT				
O>	1.1.1.9/32	7	16006	16006	N/A	xe7
10.1.2.2		LSP_DEFAULT				
P>	1.1.1.9/32	9	24960	16006	N/A	xe7
10.1.2.2		LSP_DEFAULT				
O>	10.1.6.2/32	3	24321	3	N/A	xe13
10.1.6.2		LSP_DEFAULT				
B>	vrf1	8	25600	Nolabel	N/A	vrf1
A		LSP_DEFAULT				N/

```

PE1#

```

```
PE1#show mpls ftn-table
```

```

Primary FTN entry with FEC: 1.1.1.2/32, id: 1, row status: Active, Tunnel-Policy: N/A
Owner: OSPF-SR, distance: 110, Action-type: Redirect to Tunnel, Exp-bits: 0x0,
Incoming DSCP: none

```

```

Tunnel id: 0, Protected LSP id: 0, QoS Resource id: 0, Description: N/A, Color: 0
Cross connect ix: 1, in intf: - in label: 0 out-segment ix: 1
Owner: N/A, Persistent: No, Admin Status: Up, Oper Status: Up
Out-segment with ix: 1, owner: N/A, Stale: NO, out intf: xe7, out label: 3
Nextshop addr: 10.1.2.2      cross connect ix: 1, op code: Push

```

```

Primary FTN entry with FEC: 1.1.1.4/32, id: 3, row status: Active, Tunnel-Policy: N/A
Owner: OSPF-SR, distance: 110, Action-type: Redirect to Tunnel, Exp-bits: 0x0,
Incoming DSCP: none

```

```

Tunnel id: 0, Protected LSP id: 0, QoS Resource id: 0, Description: N/A, Color: 0
Cross connect ix: 3, in intf: - in label: 0 out-segment ix: 5

```

```

Owner: OSPF-SR, Persistent: No, Admin Status: Up, Oper Status: Up
Out-segment with ix: 5, owner: OSPF-SR, Stale: NO, out intf: xe7, out label: 16004
Nexthop addr: 10.1.2.2          cross connect ix: 3, op code: Push

```

```

Primary FTN entry with FEC: 1.1.1.9/32, id: 5, row status: Active, Tunnel-Policy: N/A
Owner: OSPF-SR, distance: 110, Action-type: Redirect to Tunnel, Exp-bits: 0x0,
Incoming DSCP: none
Tunnel id: 0, Protected LSP id: 0, QoS Resource id: 0, Description: N/A, Color: 0
Cross connect ix: 6, in intf: - in label: 0 out-segment ix: 9
Owner: OSPF-SR, Persistent: No, Admin Status: Down, Oper Status: Down
Out-segment with ix: 9, owner: OSPF-SR, Stale: NO, out intf: xe7, out label: 16006
Nexthop addr: 10.1.2.2          cross connect ix: 6, op code: Push
PE1#

```

Validation 3

The command output below displays the details of routers configured with segment routing.

```
PE1#show ip ospf segment-routing capability
```

```
OSPF process 1:
```

```

-----
Advertisement Router Capability :1.1.1.1
SRMS Preference                :0
Total SID'S Supported          :8000
SID Range List Count           :1
SID's Range                    :16000 - 23999
-----

```

```

-----
Advertisement Router Capability :1.1.1.2
SRMS Preference                :0
Total SID'S Supported          :8000
SID Range List Count           :1
SID's Range                    :16000 - 23999
-----

```

```

-----
Advertisement Router Capability :1.1.1.4
SRMS Preference                :0
Total SID'S Supported          :8000
SID Range List Count           :1
SID's Range                    :16000 - 23999
-----

```

```

-----
Advertisement Router Capability :1.1.1.6
SRMS Preference                :0
Total SID'S Supported          :8000
SID Range List Count           :1
SID's Range                    :16000 - 23999
-----

```

```

-----
Advertisement Router Capability :1.1.1.8
SRMS Preference                :0
-----

```

```
Total SID'S Supported      :8000
SID Range List Count      :1
SID's Range                :16000 - 23999
```

```
-----
Advertisement Router Capability :1.1.1.9
SRMS Preference            :0
Total SID'S Supported      :8000
SID Range List Count      :1
SID's Range                :16000 - 23999
-----
```

```
PE1#
```

```
PE1#show ip ospf database opaque-area
```

```
        OSPF Router with ID (1.1.1.1) (Process ID 1 VRF default)
```

```
                Area-Local Opaque-LSA (Area 0.0.0.0)
```

```
LS age: 1648
Options: 0x22 (-|-|DC|-|-|-|E|-)
LS Type: Area-Local Opaque-LSA
Link State ID: 1.0.0.1 (Area-Local Opaque-Type/ID)
Opaque Type: 1
Opaque ID: 1
Advertising Router: 1.1.1.1
LS Seq Number: 8000000a
Checksum: 0x1eff
Length: 28
```

```
        MPLS TE router ID : 1.1.1.1
```

```
        Number of Links : 0
```

```
LS age: 5
Options: 0x22 (-|-|DC|-|-|-|E|-)
LS Type: Area-Local Opaque-LSA
Link State ID: 1.0.0.1 (Area-Local Opaque-Type/ID)
Opaque Type: 1
Opaque ID: 1
Advertising Router: 1.1.1.2
LS Seq Number: 8000000a
Checksum: 0x22f9
Length: 28
```

```
        MPLS TE router ID : 1.1.1.2
```

```
        Number of Links : 0
```

```
LS age: 28
Options: 0x22 (-|-|DC|-|-|-|E|-)
```

LS Type: Area-Local Opaque-LSA
Link State ID: 1.0.0.1 (Area-Local Opaque-Type/ID)
Opaque Type: 1
Opaque ID: 1
Advertising Router: 1.1.1.4
LS Seq Number: 8000000a
Checksum: 0x2aed
Length: 28

MPLS TE router ID : 1.1.1.4

Number of Links : 0

LS age: 1788
Options: 0x22 (-|-|DC|-|-|-|E|-)
LS Type: Area-Local Opaque-LSA
Link State ID: 1.0.0.1 (Area-Local Opaque-Type/ID)
Opaque Type: 1
Opaque ID: 1
Advertising Router: 1.1.1.6
LS Seq Number: 80000008
Checksum: 0x36df
Length: 28

MPLS TE router ID : 1.1.1.6

Number of Links : 0

LS age: 1621
Options: 0x22 (-|-|DC|-|-|-|E|-)
LS Type: Area-Local Opaque-LSA
Link State ID: 1.0.0.1 (Area-Local Opaque-Type/ID)
Opaque Type: 1
Opaque ID: 1
Advertising Router: 1.1.1.8
LS Seq Number: 80000008
Checksum: 0x3ed3
Length: 28

MPLS TE router ID : 1.1.1.8

Number of Links : 0

LS age: 1812
Options: 0x22 (-|-|DC|-|-|-|E|-)
LS Type: Area-Local Opaque-LSA
Link State ID: 1.0.0.1 (Area-Local Opaque-Type/ID)
Opaque Type: 1
Opaque ID: 1
Advertising Router: 1.1.1.9

LS Seq Number: 80000008
Checksum: 0x42cd
Length: 28

MPLS TE router ID : 1.1.1.9

Number of Links : 0

LS age: 1348
Options: 0x22 (-|-|DC|-|-|-|E|-)
LS Type: Area-Local Opaque-LSA
Link State ID: 1.0.0.8 (Area-Local Opaque-Type/ID)
Opaque Type: 1
Opaque ID: 8
Advertising Router: 1.1.1.6
LS Seq Number: 80000007
Checksum: 0x9787
Length: 108

Link connected to Broadcast network

Link ID : 29.1.1.1
Interface Address : 29.1.1.2
Admin Metric : 1
Maximum bandwidth : 10000000.00 Kbits/s
Maximum reservable bandwidth : 10000000.00 Kbits/s
Unreserved Bandwidth :
Number of Priority : 8
Priority 0 : 10000000.00 Kbits/s Priority 1 : 10000000.00 Kbits/s
Priority 2 : 10000000.00 Kbits/s Priority 3 : 10000000.00 Kbits/s
Priority 4 : 10000000.00 Kbits/s Priority 5 : 10000000.00 Kbits/s
Priority 6 : 10000000.00 Kbits/s Priority 7 : 10000000.00 Kbits/s

Number of Links : 1

LS age: 418
Options: 0x22 (-|-|DC|-|-|-|E|-)
LS Type: Area-Local Opaque-LSA
Link State ID: 1.0.0.22 (Area-Local Opaque-Type/ID)
Opaque Type: 1
Opaque ID: 22
Advertising Router: 1.1.1.1
LS Seq Number: 80000008
Checksum: 0xcd6c
Length: 108

Link connected to Broadcast network

Link ID : 10.1.2.1
Interface Address : 10.1.2.1
Admin Metric : 1
Maximum bandwidth : 10000000.00 Kbits/s

Maximum reservable bandwidth : 10000000.00 Kbits/s
Unreserved Bandwidth :
Number of Priority : 8
Priority 0 : 10000000.00 Kbits/s Priority 1 : 10000000.00 Kbits/s
Priority 2 : 10000000.00 Kbits/s Priority 3 : 10000000.00 Kbits/s
Priority 4 : 10000000.00 Kbits/s Priority 5 : 10000000.00 Kbits/s
Priority 6 : 10000000.00 Kbits/s Priority 7 : 10000000.00 Kbits/s

Number of Links : 1

LS age: 1435
Options: 0x22 (-|-|DC|-|-|-|E|-)
LS Type: Area-Local Opaque-LSA
Link State ID: 1.0.0.22 (Area-Local Opaque-Type/ID)
Opaque Type: 1
Opaque ID: 22
Advertising Router: 1.1.1.2
LS Seq Number: 80000007
Checksum: 0xe751
Length: 108

Link connected to Broadcast network

Link ID : 10.1.2.1
Interface Address : 10.1.2.2
Admin Metric : 1
Maximum bandwidth : 10000000.00 Kbits/s
Maximum reservable bandwidth : 10000000.00 Kbits/s
Unreserved Bandwidth :
Number of Priority : 8
Priority 0 : 10000000.00 Kbits/s Priority 1 : 10000000.00 Kbits/s
Priority 2 : 10000000.00 Kbits/s Priority 3 : 10000000.00 Kbits/s
Priority 4 : 10000000.00 Kbits/s Priority 5 : 10000000.00 Kbits/s
Priority 6 : 10000000.00 Kbits/s Priority 7 : 10000000.00 Kbits/s

Number of Links : 1

LS age: 1381
Options: 0x22 (-|-|DC|-|-|-|E|-)
LS Type: Area-Local Opaque-LSA
Link State ID: 1.0.0.28 (Area-Local Opaque-Type/ID)
Opaque Type: 1
Opaque ID: 28
Advertising Router: 1.1.1.8
LS Seq Number: 80000007
Checksum: 0x1af7
Length: 108

Link connected to Broadcast network

Link ID : 10.8.9.1
Interface Address : 10.8.9.1

Admin Metric : 1
Maximum bandwidth : 10000000.00 Kbits/s
Maximum reservable bandwidth : 10000000.00 Kbits/s
Unreserved Bandwidth :
Number of Priority : 8
Priority 0 : 10000000.00 Kbits/s Priority 1 : 10000000.00 Kbits/s
Priority 2 : 10000000.00 Kbits/s Priority 3 : 10000000.00 Kbits/s
Priority 4 : 10000000.00 Kbits/s Priority 5 : 10000000.00 Kbits/s
Priority 6 : 10000000.00 Kbits/s Priority 7 : 10000000.00 Kbits/s

Number of Links : 1

LS age: 1712
Options: 0x22 (-|-|DC|-|-|-|E|-)
LS Type: Area-Local Opaque-LSA
Link State ID: 1.0.0.28 (Area-Local Opaque-Type/ID)
Opaque Type: 1
Opaque ID: 28
Advertising Router: 1.1.1.9
LS Seq Number: 80000007
Checksum: 0x32dd
Length: 108

Link connected to Broadcast network

Link ID : 10.8.9.1
Interface Address : 10.8.9.2
Admin Metric : 1
Maximum bandwidth : 10000000.00 Kbits/s
Maximum reservable bandwidth : 10000000.00 Kbits/s
Unreserved Bandwidth :
Number of Priority : 8
Priority 0 : 10000000.00 Kbits/s Priority 1 : 10000000.00 Kbits/s
Priority 2 : 10000000.00 Kbits/s Priority 3 : 10000000.00 Kbits/s
Priority 4 : 10000000.00 Kbits/s Priority 5 : 10000000.00 Kbits/s
Priority 6 : 10000000.00 Kbits/s Priority 7 : 10000000.00 Kbits/s

Number of Links : 1

LS age: 378
Options: 0x22 (-|-|DC|-|-|-|E|-)
LS Type: Area-Local Opaque-LSA
Link State ID: 1.0.0.34 (Area-Local Opaque-Type/ID)
Opaque Type: 1
Opaque ID: 34
Advertising Router: 1.1.1.1
LS Seq Number: 80000008
Checksum: 0x1e08
Length: 108

Link connected to Broadcast network

Link ID : 10.1.6.1
Interface Address : 10.1.6.1
Admin Metric : 1
Maximum bandwidth : 10000000.00 Kbits/s
Maximum reservable bandwidth : 10000000.00 Kbits/s
Unreserved Bandwidth :
Number of Priority : 8
Priority 0 : 10000000.00 Kbits/s Priority 1 : 10000000.00 Kbits/s
Priority 2 : 10000000.00 Kbits/s Priority 3 : 10000000.00 Kbits/s
Priority 4 : 10000000.00 Kbits/s Priority 5 : 10000000.00 Kbits/s
Priority 6 : 10000000.00 Kbits/s Priority 7 : 10000000.00 Kbits/s

Number of Links : 1

LS age: 1048
Options: 0x22 (-|-|DC|-|-|-|E|-)
LS Type: Area-Local Opaque-LSA
Link State ID: 1.0.0.36 (Area-Local Opaque-Type/ID)
Opaque Type: 1
Opaque ID: 36
Advertising Router: 1.1.1.4
LS Seq Number: 80000007
Checksum: 0x21f4
Length: 108

Link connected to Broadcast network

Link ID : 10.4.9.1
Interface Address : 10.4.9.1
Admin Metric : 1
Maximum bandwidth : 10000000.00 Kbits/s
Maximum reservable bandwidth : 10000000.00 Kbits/s
Unreserved Bandwidth :
Number of Priority : 8
Priority 0 : 10000000.00 Kbits/s Priority 1 : 10000000.00 Kbits/s
Priority 2 : 10000000.00 Kbits/s Priority 3 : 10000000.00 Kbits/s
Priority 4 : 10000000.00 Kbits/s Priority 5 : 10000000.00 Kbits/s
Priority 6 : 10000000.00 Kbits/s Priority 7 : 10000000.00 Kbits/s

Number of Links : 1

LS age: 1378
Options: 0x22 (-|-|DC|-|-|-|E|-)
LS Type: Area-Local Opaque-LSA
Link State ID: 1.0.0.36 (Area-Local Opaque-Type/ID)
Opaque Type: 1
Opaque ID: 36
Advertising Router: 1.1.1.6
LS Seq Number: 80000007
Checksum: 0x0c13
Length: 108

Link connected to Broadcast network

Link ID : 10.1.6.1
Interface Address : 10.1.6.2
Admin Metric : 1
Maximum bandwidth : 10000000.00 Kbits/s
Maximum reservable bandwidth : 10000000.00 Kbits/s
Unreserved Bandwidth :
Number of Priority : 8
Priority 0 : 10000000.00 Kbits/s Priority 1 : 10000000.00 Kbits/s
Priority 2 : 10000000.00 Kbits/s Priority 3 : 10000000.00 Kbits/s
Priority 4 : 10000000.00 Kbits/s Priority 5 : 10000000.00 Kbits/s
Priority 6 : 10000000.00 Kbits/s Priority 7 : 10000000.00 Kbits/s

Number of Links : 1

LS age: 432

Options: 0x22 (-|-|DC|-|-|-|E|-)

LS Type: Area-Local Opaque-LSA

Link State ID: 1.0.0.38 (Area-Local Opaque-Type/ID)

Opaque Type: 1

Opaque ID: 38

Advertising Router: 1.1.1.9

LS Seq Number: 80000008

Checksum: 0x0b02

Length: 108

Link connected to Broadcast network

Link ID : 10.4.9.1
Interface Address : 10.4.9.2
Admin Metric : 1
Maximum bandwidth : 10000000.00 Kbits/s
Maximum reservable bandwidth : 10000000.00 Kbits/s
Unreserved Bandwidth :
Number of Priority : 8
Priority 0 : 10000000.00 Kbits/s Priority 1 : 10000000.00 Kbits/s
Priority 2 : 10000000.00 Kbits/s Priority 3 : 10000000.00 Kbits/s
Priority 4 : 10000000.00 Kbits/s Priority 5 : 10000000.00 Kbits/s
Priority 6 : 10000000.00 Kbits/s Priority 7 : 10000000.00 Kbits/s

Number of Links : 1

LS age: 1349

Options: 0x22 (-|-|DC|-|-|-|E|-)

LS Type: Area-Local Opaque-LSA

Link State ID: 1.0.0.46 (Area-Local Opaque-Type/ID)

Opaque Type: 1

Opaque ID: 46

Advertising Router: 1.1.1.4

LS Seq Number: 80000007

Checksum: 0x8686

Length: 108

Link connected to Broadcast network

Link ID : 20.1.1.1

Interface Address : 20.1.1.2

Admin Metric : 1

Maximum bandwidth : 10000000.00 Kbits/s

Maximum reservable bandwidth : 10000000.00 Kbits/s

Unreserved Bandwidth :

Number of Priority : 8

Priority 0 : 10000000.00 Kbits/s

Priority 1 : 10000000.00 Kbits/s

Priority 2 : 10000000.00 Kbits/s

Priority 3 : 10000000.00 Kbits/s

Priority 4 : 10000000.00 Kbits/s

Priority 5 : 10000000.00 Kbits/s

Priority 6 : 10000000.00 Kbits/s

Priority 7 : 10000000.00 Kbits/s

Number of Links : 1

LS age: 1255

Options: 0x22 (-|-|DC|-|-|-|E|-)

LS Type: Area-Local Opaque-LSA

Link State ID: 1.0.0.48 (Area-Local Opaque-Type/ID)

Opaque Type: 1

Opaque ID: 48

Advertising Router: 1.1.1.2

LS Seq Number: 80000007

Checksum: 0x60ad

Length: 108

Link connected to Broadcast network

Link ID : 20.1.1.1

Interface Address : 20.1.1.1

Admin Metric : 1

Maximum bandwidth : 10000000.00 Kbits/s

Maximum reservable bandwidth : 10000000.00 Kbits/s

Unreserved Bandwidth :

Number of Priority : 8

Priority 0 : 10000000.00 Kbits/s

Priority 1 : 10000000.00 Kbits/s

Priority 2 : 10000000.00 Kbits/s

Priority 3 : 10000000.00 Kbits/s

Priority 4 : 10000000.00 Kbits/s

Priority 5 : 10000000.00 Kbits/s

Priority 6 : 10000000.00 Kbits/s

Priority 7 : 10000000.00 Kbits/s

Number of Links : 1

LS age: 47

Options: 0x22 (-|-|DC|-|-|-|E|-)

LS Type: Area-Local Opaque-LSA

Link State ID: 1.0.0.56 (Area-Local Opaque-Type/ID)

Opaque Type: 1

Opaque ID: 56

Advertising Router: 1.1.1.6
LS Seq Number: 80000008
Checksum: 0x0c3e
Length: 108

Link connected to Broadcast network

Link ID : 50.1.1.2
Interface Address : 50.1.1.2
Admin Metric : 1
Maximum bandwidth : 100000000.00 Kbits/s
Maximum reservable bandwidth : 100000000.00 Kbits/s
Unreserved Bandwidth :
Number of Priority : 8
Priority 0 : 100000000.00 Kbits/s Priority 1 : 100000000.00 Kbits/s
Priority 2 : 100000000.00 Kbits/s Priority 3 : 100000000.00 Kbits/s
Priority 4 : 100000000.00 Kbits/s Priority 5 : 100000000.00 Kbits/s
Priority 6 : 100000000.00 Kbits/s Priority 7 : 100000000.00 Kbits/s

Number of Links : 1

LS age: 15
Options: 0x22 (-|-|DC|-|-|-|E|-)
LS Type: Area-Local Opaque-LSA
Link State ID: 1.0.0.66 (Area-Local Opaque-Type/ID)
Opaque Type: 1
Opaque ID: 66
Advertising Router: 1.1.1.2
LS Seq Number: 80000008
Checksum: 0x499f
Length: 108

Link connected to Broadcast network

Link ID : 29.1.1.1
Interface Address : 29.1.1.1
Admin Metric : 1
Maximum bandwidth : 10000000.00 Kbits/s
Maximum reservable bandwidth : 10000000.00 Kbits/s
Unreserved Bandwidth :
Number of Priority : 8
Priority 0 : 10000000.00 Kbits/s Priority 1 : 10000000.00 Kbits/s
Priority 2 : 10000000.00 Kbits/s Priority 3 : 10000000.00 Kbits/s
Priority 4 : 10000000.00 Kbits/s Priority 5 : 10000000.00 Kbits/s
Priority 6 : 10000000.00 Kbits/s Priority 7 : 10000000.00 Kbits/s

Number of Links : 1

LS age: 1339
Options: 0x22 (-|-|DC|-|-|-|E|-)
LS Type: Area-Local Opaque-LSA
Link State ID: 1.0.0.96 (Area-Local Opaque-Type/ID)

Opaque Type: 1
Opaque ID: 96
Advertising Router: 1.1.1.4
LS Seq Number: 80000007
Checksum: 0x297e
Length: 108

Link connected to Broadcast network

Link ID : 45.1.1.2
Interface Address : 45.1.1.2
Admin Metric : 1
Maximum bandwidth : 10000000.00 Kbits/s
Maximum reservable bandwidth : 10000000.00 Kbits/s
Unreserved Bandwidth :
Number of Priority : 8
Priority 0 : 10000000.00 Kbits/s Priority 1 : 10000000.00 Kbits/s
Priority 2 : 10000000.00 Kbits/s Priority 3 : 10000000.00 Kbits/s
Priority 4 : 10000000.00 Kbits/s Priority 5 : 10000000.00 Kbits/s
Priority 6 : 10000000.00 Kbits/s Priority 7 : 10000000.00 Kbits/s

Number of Links : 1

LS age: 161
Options: 0x22 (-|-|DC|-|-|-|E|-)
LS Type: Area-Local Opaque-LSA
Link State ID: 1.0.0.96 (Area-Local Opaque-Type/ID)
Opaque Type: 1
Opaque ID: 96
Advertising Router: 1.1.1.8
LS Seq Number: 80000008
Checksum: 0xf0b2
Length: 108

Link connected to Broadcast network

Link ID : 45.1.1.2
Interface Address : 45.1.1.1
Admin Metric : 1
Maximum bandwidth : 10000000.00 Kbits/s
Maximum reservable bandwidth : 10000000.00 Kbits/s
Unreserved Bandwidth :
Number of Priority : 8
Priority 0 : 10000000.00 Kbits/s Priority 1 : 10000000.00 Kbits/s
Priority 2 : 10000000.00 Kbits/s Priority 3 : 10000000.00 Kbits/s
Priority 4 : 10000000.00 Kbits/s Priority 5 : 10000000.00 Kbits/s
Priority 6 : 10000000.00 Kbits/s Priority 7 : 10000000.00 Kbits/s

Number of Links : 1

LS age: 1201
Options: 0x22 (-|-|DC|-|-|-|E|-)

LS Type: Area-Local Opaque-LSA
Link State ID: 1.0.0.106 (Area-Local Opaque-Type/ID)
Opaque Type: 1
Opaque ID: 106
Advertising Router: 1.1.1.8
LS Seq Number: 80000007
Checksum: 0xed2a
Length: 108

Link connected to Broadcast network

Link ID : 50.1.1.2
Interface Address : 50.1.1.1
Admin Metric : 1
Maximum bandwidth : 100000000.00 Kbits/s
Maximum reservable bandwidth : 100000000.00 Kbits/s
Unreserved Bandwidth :
Number of Priority : 8
Priority 0 : 100000000.00 Kbits/s Priority 1 : 100000000.00 Kbits/s
Priority 2 : 100000000.00 Kbits/s Priority 3 : 100000000.00 Kbits/s
Priority 4 : 100000000.00 Kbits/s Priority 5 : 100000000.00 Kbits/s
Priority 6 : 100000000.00 Kbits/s Priority 7 : 100000000.00 Kbits/s

Number of Links : 1

LS age: 878
Options: 0x22 (-|-|DC|-|-|-|E|-)
LS Type: Area-Local Opaque-LSA
Link State ID: 4.0.0.0 (Area-Local Opaque-Type/ID)
Opaque Type: 4
Opaque ID: 0
Advertising Router: 1.1.1.1
LS Seq Number: 80000008
Checksum: 0xe7ee
Length: 44

Range Size: 8000
Base-SID: 16000
Algorithm0: 0

LS age: 1405
Options: 0x22 (-|-|DC|-|-|-|E|-)
LS Type: Area-Local Opaque-LSA
Link State ID: 4.0.0.0 (Area-Local Opaque-Type/ID)
Opaque Type: 4
Opaque ID: 0
Advertising Router: 1.1.1.2
LS Seq Number: 80000007
Checksum: 0xe3f2
Length: 44

Range Size: 8000
Base-SID: 16000
Algorithm0: 0

LS age: 1749
Options: 0x22 (-|-|DC|-|-|-|E|-)
LS Type: Area-Local Opaque-LSA
Link State ID: 4.0.0.0 (Area-Local Opaque-Type/ID)
Opaque Type: 4
Opaque ID: 0
Advertising Router: 1.1.1.4
LS Seq Number: 80000007
Checksum: 0xd7fc
Length: 44

Range Size: 8000
Base-SID: 16000
Algorithm0: 0

LS age: 638
Options: 0x22 (-|-|DC|-|-|-|E|-)
LS Type: Area-Local Opaque-LSA
Link State ID: 4.0.0.0 (Area-Local Opaque-Type/ID)
Opaque Type: 4
Opaque ID: 0
Advertising Router: 1.1.1.6
LS Seq Number: 80000008
Checksum: 0xc908
Length: 44

Range Size: 8000
Base-SID: 16000
Algorithm0: 0

LS age: 1731
Options: 0x22 (-|-|DC|-|-|-|E|-)
LS Type: Area-Local Opaque-LSA
Link State ID: 4.0.0.0 (Area-Local Opaque-Type/ID)
Opaque Type: 4
Opaque ID: 0
Advertising Router: 1.1.1.8
LS Seq Number: 80000007
Checksum: 0xbf11
Length: 44

Range Size: 8000

Base-SID: 16000
Algorithm0: 0

LS age: 1432
Options: 0x22 (-|-|DC|-|-|-|E|-)
LS Type: Area-Local Opaque-LSA
Link State ID: 4.0.0.0 (Area-Local Opaque-Type/ID)
Opaque Type: 4
Opaque ID: 0
Advertising Router: 1.1.1.9
LS Seq Number: 80000007
Checksum: 0xb916
Length: 44

Range Size: 8000
Base-SID: 16000
Algorithm0: 0

LS age: 238
Options: 0x22 (-|-|DC|-|-|-|E|-)
LS Type: Area-Local Opaque-LSA
Link State ID: 7.0.0.0 (Area-Local Opaque-Type/ID)
Opaque Type: 7
Opaque ID: 0
Advertising Router: 1.1.1.1
LS Seq Number: 80000008
Checksum: 0xc3ca
Length: 44

Prefix type : Extended Prefix TLV
Route Type: 1
Prefix Length: 32
AF: 0
Flags: 0x40 (-|N|-|-|-|-|-|-)
Address Prefix: 1.1.1.1
Flags: 0x00 (-|-|-|-|-|-|-|-)
MT-ID: 0
Algorithm: 0
SID: 1

LS age: 495
Options: 0x22 (-|-|DC|-|-|-|E|-)
LS Type: Area-Local Opaque-LSA
Link State ID: 7.0.0.0 (Area-Local Opaque-Type/ID)
Opaque Type: 7
Opaque ID: 0
Advertising Router: 1.1.1.2
LS Seq Number: 80000008

Checksum: 0xe5a5

Length: 44

Prefix type : Extended Prefix TLV

Route Type: 1

Prefix Length: 32

AF: 0

Flags: 0x40 (-|N|-|-|-|-|-|-|-)

Address Prefix: 1.1.1.2

Flags: 0x00 (-|-|-|-|-|-|-|-|-)

MT-ID: 0

Algorithm: 0

SID: 2

LS age: 428

Options: 0x22 (-|-|DC|-|-|-|E|-)

LS Type: Area-Local Opaque-LSA

Link State ID: 7.0.0.0 (Area-Local Opaque-Type/ID)

Opaque Type: 7

Opaque ID: 0

Advertising Router: 1.1.1.4

LS Seq Number: 80000008

Checksum: 0x2a5b

Length: 44

Prefix type : Extended Prefix TLV

Route Type: 1

Prefix Length: 32

AF: 0

Flags: 0x40 (-|N|-|-|-|-|-|-|-)

Address Prefix: 1.1.1.4

Flags: 0x00 (-|-|-|-|-|-|-|-|-)

MT-ID: 0

Algorithm: 0

SID: 4

LS age: 1658

Options: 0x22 (-|-|DC|-|-|-|E|-)

LS Type: Area-Local Opaque-LSA

Link State ID: 7.0.0.0 (Area-Local Opaque-Type/ID)

Opaque Type: 7

Opaque ID: 0

Advertising Router: 1.1.1.6

LS Seq Number: 80000007

Checksum: 0x2261

Length: 44

Prefix type : Extended Prefix TLV

Route Type: 1

Prefix Length: 32

AF: 0
Flags: 0x40 (-|N|-|-|-|-|-|-)|-)
Address Prefix: 1.1.1.6
Flags: 0x00 (-|-|-|-|-|-|-|-|-)|-)
MT-ID: 0
Algorithm: 0
SID: 3

LS age: 491
Options: 0x22 (-|-|DC|-|-|-|E|-)|-)
LS Type: Area-Local Opaque-LSA
Link State ID: 7.0.0.0 (Area-Local Opaque-Type/ID)
Opaque Type: 7
Opaque ID: 0
Advertising Router: 1.1.1.8
LS Seq Number: 80000008
Checksum: 0x6418
Length: 44

Prefix type : Extended Prefix TLV
Route Type: 1
Prefix Length: 32
AF: 0
Flags: 0x40 (-|N|-|-|-|-|-|-)|-)
Address Prefix: 1.1.1.8
Flags: 0x00 (-|-|-|-|-|-|-|-|-)|-)
MT-ID: 0
Algorithm: 0
SID: 5

LS age: 1082
Options: 0x22 (-|-|DC|-|-|-|E|-)|-)
LS Type: Area-Local Opaque-LSA
Link State ID: 7.0.0.0 (Area-Local Opaque-Type/ID)
Opaque Type: 7
Opaque ID: 0
Advertising Router: 1.1.1.9
LS Seq Number: 80000007
Checksum: 0x88f1
Length: 44

Prefix type : Extended Prefix TLV
Route Type: 1
Prefix Length: 32
AF: 0
Flags: 0x40 (-|N|-|-|-|-|-|-)|-)
Address Prefix: 1.1.1.9
Flags: 0x00 (-|-|-|-|-|-|-|-|-)|-)
MT-ID: 0
Algorithm: 0

SID: 6

LS age: 1668
Options: 0x22 (-|-|DC|-|-|-|E|-)
LS Type: Area-Local Opaque-LSA
Link State ID: 8.0.39.18 (Area-Local Opaque-Type/ID)
Opaque Type: 8
Opaque ID: 10002
Advertising Router: 1.1.1.6
LS Seq Number: 80000007
Checksum: 0x3675
Length: 48

Link Type: 2
Link ID: 29.1.1.1
Link Data: 29.1.1.2
Flags: 0x60 (-|V|L|-|-|-|-|-)
MT-ID: 0
Weight: 0
SID: 24321

LS age: 488
Options: 0x22 (-|-|DC|-|-|-|E|-)
LS Type: Area-Local Opaque-LSA
Link State ID: 8.0.39.25 (Area-Local Opaque-Type/ID)
Opaque Type: 8
Opaque ID: 10009
Advertising Router: 1.1.1.1
LS Seq Number: 80000008
Checksum: 0xa517
Length: 52

Link Type: 2
Link ID: 10.1.2.1
Link Data: 10.1.2.1
Flags: 0x60 (-|V|L|-|-|-|-|-)
MT-ID: 0
Weight: 0
NBR ID: 1.1.1.2
SID: 24320

LS age: 515
Options: 0x22 (-|-|DC|-|-|-|E|-)
LS Type: Area-Local Opaque-LSA
Link State ID: 8.0.39.25 (Area-Local Opaque-Type/ID)
Opaque Type: 8
Opaque ID: 10009
Advertising Router: 1.1.1.2

LS Seq Number: 80000008
Checksum: 0x17b5
Length: 48

Link Type: 2
Link ID: 10.1.2.1
Link Data: 10.1.2.2
Flags: 0x60 (-|V|L|-|-|-|-|-)
MT-ID: 0
Weight: 0
SID: 24320

LS age: 1321
Options: 0x22 (-|-|DC|-|-|-|E|-)
LS Type: Area-Local Opaque-LSA
Link State ID: 8.0.39.28 (Area-Local Opaque-Type/ID)
Opaque Type: 8
Opaque ID: 10012
Advertising Router: 1.1.1.8
LS Seq Number: 80000007
Checksum: 0x0c82
Length: 52

Link Type: 2
Link ID: 10.8.9.1
Link Data: 10.8.9.1
Flags: 0x60 (-|V|L|-|-|-|-|-)
MT-ID: 0
Weight: 0
NBR ID: 1.1.1.9
SID: 24322

LS age: 372
Options: 0x22 (-|-|DC|-|-|-|E|-)
LS Type: Area-Local Opaque-LSA
Link State ID: 8.0.39.28 (Area-Local Opaque-Type/ID)
Opaque Type: 8
Opaque ID: 10012
Advertising Router: 1.1.1.9
LS Seq Number: 80000008
Checksum: 0x6640
Length: 48

Link Type: 2
Link ID: 10.8.9.1
Link Data: 10.8.9.2
Flags: 0x60 (-|V|L|-|-|-|-|-)
MT-ID: 0

Weight: 0
SID: 24320

LS age: 1678
Options: 0x22 (-|-|DC|-|-|-|E|-)
LS Type: Area-Local Opaque-LSA
Link State ID: 8.0.39.31 (Area-Local Opaque-Type/ID)
Opaque Type: 8
Opaque ID: 10015
Advertising Router: 1.1.1.1
LS Seq Number: 80000007
Checksum: 0x7d2d
Length: 52

Link Type: 2
Link ID: 10.1.6.1
Link Data: 10.1.6.1
Flags: 0x60 (-|V|L|-|-|-|-|-)
MT-ID: 0
Weight: 0
NBR ID: 1.1.1.6
SID: 24321

LS age: 338
Options: 0x22 (-|-|DC|-|-|-|E|-)
LS Type: Area-Local Opaque-LSA
Link State ID: 8.0.39.32 (Area-Local Opaque-Type/ID)
Opaque Type: 8
Opaque ID: 10016
Advertising Router: 1.1.1.4
LS Seq Number: 80000008
Checksum: 0x890c
Length: 52

Link Type: 2
Link ID: 10.4.9.1
Link Data: 10.4.9.1
Flags: 0x60 (-|V|L|-|-|-|-|-)
MT-ID: 0
Weight: 0
NBR ID: 1.1.1.9
SID: 24322

LS age: 1488
Options: 0x22 (-|-|DC|-|-|-|E|-)
LS Type: Area-Local Opaque-LSA
Link State ID: 8.0.39.32 (Area-Local Opaque-Type/ID)

Opaque Type: 8
Opaque ID: 10016
Advertising Router: 1.1.1.6
LS Seq Number: 80000007
Checksum: 0x3387
Length: 48

Link Type: 2
Link ID: 10.1.6.1
Link Data: 10.1.6.2
Flags: 0x60 (-|V|L|-|-|-|-|-)
MT-ID: 0
Weight: 0
SID: 24320

LS age: 1252
Options: 0x22 (-|-|DC|-|-|-|E|-)
LS Type: Area-Local Opaque-LSA
Link State ID: 8.0.39.33 (Area-Local Opaque-Type/ID)
Opaque Type: 8
Opaque ID: 10017
Advertising Router: 1.1.1.9
LS Seq Number: 80000007
Checksum: 0xe2c6
Length: 48

Link Type: 2
Link ID: 10.4.9.1
Link Data: 10.4.9.2
Flags: 0x60 (-|V|L|-|-|-|-|-)
MT-ID: 0
Weight: 0
SID: 24321

LS age: 1329
Options: 0x22 (-|-|DC|-|-|-|E|-)
LS Type: Area-Local Opaque-LSA
Link State ID: 8.0.39.37 (Area-Local Opaque-Type/ID)
Opaque Type: 8
Opaque ID: 10021
Advertising Router: 1.1.1.4
LS Seq Number: 80000007
Checksum: 0x7b32
Length: 48

Link Type: 2
Link ID: 20.1.1.1
Link Data: 20.1.1.2

Flags: 0x60 (-|V|L|-|-|-|-|-)
MT-ID: 0
Weight: 0
SID: 24320

LS age: 145
Options: 0x22 (-|-|DC|-|-|-|E|-)
LS Type: Area-Local Opaque-LSA
Link State ID: 8.0.39.38 (Area-Local Opaque-Type/ID)
Opaque Type: 8
Opaque ID: 10022
Advertising Router: 1.1.1.2
LS Seq Number: 80000008
Checksum: 0x8216
Length: 52

Link Type: 2
Link ID: 20.1.1.1
Link Data: 20.1.1.1
Flags: 0x60 (-|V|L|-|-|-|-|-)
MT-ID: 0
Weight: 0
NBR ID: 1.1.1.4
SID: 24322

LS age: 1378
Options: 0x22 (-|-|DC|-|-|-|E|-)
LS Type: Area-Local Opaque-LSA
Link State ID: 8.0.39.42 (Area-Local Opaque-Type/ID)
Opaque Type: 8
Opaque ID: 10026
Advertising Router: 1.1.1.6
LS Seq Number: 80000007
Checksum: 0xeb63
Length: 52

Link Type: 2
Link ID: 50.1.1.2
Link Data: 50.1.1.2
Flags: 0x60 (-|V|L|-|-|-|-|-)
MT-ID: 0
Weight: 0
NBR ID: 1.1.1.8
SID: 24322

LS age: 1435
Options: 0x22 (-|-|DC|-|-|-|E|-)

LS Type: Area-Local Opaque-LSA
Link State ID: 8.0.39.47 (Area-Local Opaque-Type/ID)
Opaque Type: 8
Opaque ID: 10031
Advertising Router: 1.1.1.2
LS Seq Number: 80000007
Checksum: 0x304d
Length: 52

Link Type: 2
Link ID: 29.1.1.1
Link Data: 29.1.1.1
Flags: 0x60 (-|V|L|-|-|-|-|-)
MT-ID: 0
Weight: 0
NBR ID: 1.1.1.6
SID: 24321

LS age: 1529
Options: 0x22 (-|-|DC|-|-|-|E|-)
LS Type: Area-Local Opaque-LSA
Link State ID: 8.0.39.62 (Area-Local Opaque-Type/ID)
Opaque Type: 8
Opaque ID: 10046
Advertising Router: 1.1.1.4
LS Seq Number: 80000007
Checksum: 0x8bbc
Length: 52

Link Type: 2
Link ID: 45.1.1.2
Link Data: 45.1.1.2
Flags: 0x60 (-|V|L|-|-|-|-|-)
MT-ID: 0
Weight: 0
NBR ID: 1.1.1.8
SID: 24321

LS age: 1661
Options: 0x22 (-|-|DC|-|-|-|E|-)
LS Type: Area-Local Opaque-LSA
Link State ID: 8.0.39.62 (Area-Local Opaque-Type/ID)
Opaque Type: 8
Opaque ID: 10046
Advertising Router: 1.1.1.8
LS Seq Number: 80000007
Checksum: 0xf06d
Length: 48

```

Link Type: 2
Link ID: 45.1.1.2
Link Data: 45.1.1.1
  Flags: 0x60 (-|V|L|-|-|-|-)
  MT-ID: 0
  Weight: 0
  SID: 24320

```

```

LS age: 1021
Options: 0x22 (-|-|DC|-|-|-|E|-)
LS Type: Area-Local Opaque-LSA
Link State ID: 8.0.39.67 (Area-Local Opaque-Type/ID)
Opaque Type: 8
Opaque ID: 10051
Advertising Router: 1.1.1.8
LS Seq Number: 80000007
Checksum: 0x5eef
Length: 48

```

```

Link Type: 2
Link ID: 50.1.1.2
Link Data: 50.1.1.1
  Flags: 0x60 (-|V|L|-|-|-|-)
  MT-ID: 0
  Weight: 0
  SID: 24321

```

PE1#

Validation 4

```

PE1#show mpls vrf-table
Output for IPv4 VRF table with id: 2
  Primary FTN entry with FEC: 202.1.1.0/24, id: 1, row status: Active, Tunnel-Policy: N/A
  Owner: BGP, distance: 0, Action-type: Redirect to Tunnel, Exp-bits: 0x0, Incoming
  DSCP: none
  Transport Tunnel id: 1, Protected LSP id: 0, QoS Resource id: 0, Description: N/A,
  Color: 1
    Cross connect ix: 9, in intf: - in label: 0 out-segment ix: 10
    Owner: BGP, Persistent: No, Admin Status: Up, Oper Status: Up
    Out-segment with ix: 10, owner: BGP, Stale: NO, BGP out intf: xe13, transport out
  intf: xe7, out label: 24960
    Nexthop addr: 1.1.1.9          cross connect ix: 9, op code: Push and Lookup
PE1#

```

Explicit Path Policy

PE1

PE1#configure terminal	Enter configure mode.
PE1 (config)#interface lo	Enter interface mode.
PE1 (config-if)#ip address 1.1.1.1/32 secondary	Configure the IP address of the interface.
PE1 (config-if)#prefix-sid index 1	Configure prefix sid index value.
PE1 (config-if)#exit	Exit interface mode.
PE1 (config)#interface eth1	Enter interface mode.
PE1 (config-if)#ip address 10.1.2.1/24	Configure the IP address of the interface.
PE1 (config-if)#label-switching	Enable label switching.
PE1 (config-if)#exit	Exit interface mode
PE1 (config)#interface eth2	Enter interface mode.
PE1 (config-if)#ip address 10.1.3.1/24	Configure the IP address of the interface.
PE1 (config-if)#label-switching	Enable label switching.
PE1 (config-if)#exit	Exit interface mode.
PE1 (config)#router ospf 1	Set the routing process ID .
PE1 (config-router)#ospf router-id 1.1.1.1	Configuring OSPF router-id
PE1 (config-router)#network 1.1.1.1/32 area 0.0.0.0	Configure OSPF network in area 0
PE1 (config-router)#network 10.1.2.0/24 area 0.0.0.0	Configure OSPF network in area 0
PE1 (config-router)#network 10.1.3.0/24 area 0.0.0.0	Configure OSPF network in area 0
PE1 (config-router)#segment-routing mpls	Enable segment routing under router OSPF process.
PE1 (config-router)#exit	Exit router mode.
PE1 (config)#ip vrf vrf1	Configure VPN Routing/Forwarding instance
PE1 (config-vrf)#rd 100:1	route distinguisher
PE1 (config-vrf)#route-target both 200:1	route target
PE1 (config-vrf)#exit	Exit VRF mode
PE1 (config)#interface eth3	Enter interface mode
PE1 (config-if)#ip vrf forwarding vrf1	Enable IP VRF forwarding on the interface
PE1 (config-if)#ip address 177.1.1.1/24	Configure the IP address for the non-default VRF interface.
PE1 (config-if)#exit	Exit interface mode.
PE1 (config)#router bgp 100	Configure router BGP in AS 100
PE1 (config-router)#neighbor 1.1.1.6 remote-as 100	Configure neighbor in remote-as 100
PE1 (config-router)#neighbor 1.1.1.6 update-source lo	Configure neighbor with update-source loopback

PE1 (config-router)#address-family vpnv4 unicast	Enter VPNv4 Address family mode
PE1 (config-router-af)#neighbor 1.1.1.6 activate	Activate VPNv4 neighbor
PE1 (config-router-af)#exit-address-family	Exit from Address Family configuration mode
PE1 (config-router)#address-family ipv4 vrf vrf1	Enter address-family VRF
PE1 (config-router-af)#redistribute connected	Redistribute all the connected VRF routes
PE1 (config-router-af)#exit-address-family	Exit from Address Family configuration mode
PE1 (config-router)#exit	Exit router mode
PE1 (config)#commit	Commit candidate configuration to be running configuration
PE1 (config)#exit	Exit configuration mode

Explicit Path Configuration on PE1

PE1 (config)#segment-routing	Enter segment-routing mode
PE1 (config-sr)#traffic-engineering	Enter segment-routing traffic-engineering mode
PE1 (config-sr-te)#segment-list p1-p3-pe2	Configure a segment-list
PE1 (config-sr-sl)#index 10 segment-type-1 16002	Configure the segment-list entry with index 10 and label as prefix-sid of P2
PE1 (config-sr-sl)#index 20 segment-type-1 16004	Configure the segment-list entry with index 10 and label as prefix-sid of P4
PE1 (config-sr-sl)#index 30 segment-type-1 16006	Configure the segment-list entry with index 10 and label as prefix-sid of PE2
PE1 (config-sr-sl)#exit-sr-sl	Exit router mode
PE1 (config-sr-te)#policy to-pe2	Configure an SR-policy
PE1 (config-sr-pol)#color 111 end-point 1.1.1.6	Configure SR-policy with key ie., color and end-point
PE1 (config-sr-pol)#candidate-path 1	Configure a candidate-path for the SR-policy
PE1 (config-sr-pol-cp)#preference 1000	Configure the preference value for the candidate-path
PE1 (config-sr-pol-cp)#explicit segment-list p1-p3-pe2	Configure the candidate-path as explicit-path with segment-list
PE1 (config-sr-pol-cp)#exit	Exit segment-routing mode
PE1 (config)#exit	Exit configure terminal mode
PE1 (config)#commit	Commit candidate configuration to be running configuration

P1

P1#configure terminal	Enter configure mode.
P1 (config)#interface lo	Enter interface mode.
P1 (config-if)#ip address 1.1.1.2/32 secondary	Configure the IP address of the interface.
P1 (config-if)#prefix-sid index 2	Configure prefix sid index value.
P1 (config-if)#exit	Exit interface mode.

P1(config)#interface eth1	Enter interface mode.
P1(config-if)#ip address 10.1.2.2/24	Configure the IP address of the interface.
P1(config-if)#label-switching	Enable label switching.
P1(config-if)#exit	Exit interface mode.
P1(config)#interface eth2	Enter interface mode.
P1(config-if)#ip address 10.2.4.1/24	Configure the IP address of the interface.
P1(config-if)#label-switching	Enable label switching.
P1(config-if)#exit	Exit interface mode.
P1(config)#interface eth3	Enter interface mode.
P1(config-if)#ip address 10.2.3.1/24	Configure the IP address of the interface.
P1(config-if)#label-switching	Enable label switching.
P1(config-if)#exit	Exit interface mode.
P1(config)#router ospf 1	Set the routing process ID .
P1(config-router)#ospf router-id 1.1.1.2	Configure OSPF router-id
P1(config-router)#network 1.1.1.2/32 area 0.0.0.0	Configure OSPF network in area 0
P1(config-router)#network 10.1.2.0/24 area 0.0.0.0	Configure OSPF network in area 0
P1(config-router)#network 10.2.3.0/24 area 0.0.0.0	Configure OSPF network in area 0
P1(config-router)#network 10.2.4.0/24 area 0.0.0.0	Configure OSPF network in area 0
P1(config-router)#segment-routing mpls	Enable segment routing under router process.
P1(config-router)#exit	Exit router mode.
P1(config)#exit	Exit configure terminal mode

P2

P2#configure terminal	Enter configure mode.
P2(config)#interface lo	Enter interface mode.
P2(config-if)#ip address 1.1.1.3/32 secondary	Configure the IP address of the interface.
P2(config-if)#prefix-sid index 3	Configure prefix SID index value.
P2(config-if)#exit	Exit interface mode.
P2(config)#interface eth2	Enter interface mode.
P2(config-if)#ip address 10.1.3.2/24	Configure the IP address of the interface.
P2(config-if)#label-switching	Enable label switching.
P2(config-if)#exit	Exit interface mode.
P2(config)#interface eth1	Enter interface mode.
P2(config-if)#ip address 10.3.5.1/24	Configure the IP address of the interface.
P2(config-if)#label-switching	Enable label switching.
P2(config-if)#exit	Exit interface mode.
P2(config)#interface eth3	Enter interface mode.

P2(config-if)#ip address 10.2.3.2/24	Configure the IP address of the interface.
P2(config-if)#label-switching	Enable label switching.
P2(config-if)#exit	Exit interface mode.
P2(config)#router ospf 1	Set the routing process ID .
P2(config-router)#ospf router-id 1.1.1.3	Configure OSPF router-id
P2(config-router)#network 1.1.1.3/32 area 0.0.0.0	Configure OSPF network in area 0
P2(config-router)#network 10.1.3.0/24 area 0.0.0.0	Configure OSPF network in area 0
P2(config-router)#network 10.2.3.0/24 area 0.0.0.0	Configure OSPF network in area 0
P2(config-router)#network 10.3.5.0/24 area 0.0.0.0	Configure OSPF network in area 0
P2(config-router)#segment-routing mpls	Enable segment routing under router process.
P2(config-router)#exit	Exit router mode.
P2(config)#exit	Exit configure terminal mode
P1(config)#commit	Commit candidate configuration to be running configuration

P3

P3#configure terminal	Enter configure mode.
P3(config)#interface lo	Enter interface mode.
P3(config-if)#ip address 1.1.1.4/32 secondary	Configure the IP address of the interface.
P3(config-if)#prefix-sid index 4	Configure prefix SID index value.
P3(config-if)#exit	Exit interface mode.
P3(config)#interface eth2	Enter interface mode.
P3(config-if)#ip address 10.2.4.2/24	Configure the IP address of the interface.
P3(config-if)#label-switching	Enable label switching.
P3(config-if)#exit	Exit interface mode.
P3(config)#interface eth3	Enter interface mode.
P3(config-if)#ip address 10.4.5.1/24	Configure the IP address of the interface.
P3(config-if)#label-switching	Enable label switching.
P3(config-if)#exit	Exit interface mode.
P3(config)#interface eth1	Enter interface mode.
P3(config-if)#ip address 10.4.6.1/24	Configure the IP address of the interface.
P3(config-if)#label-switching	Enable label switching.
P3(config-if)#exit	Exit interface mode.
P3(config)#router ospf 1	Set the routing process ID .
P3(config-router)#ospf router-id 1.1.1.4	Configure OSPF router-id
P3(config-router)#network 1.1.1.4/32 area 0.0.0.0	Configure OSPF network in area 0
P3(config-router)#network 10.2.4.0/24 area 0.0.0.0	Configure OSPF network in area 0

P3(config-router)#network 10.4.5.0/24 area 0.0.0.0	Configure OSPF network in area 0
P3(config-router)#network 10.4.6.0/24 area 0.0.0.0	Configure OSPF network in area 0
P3(config-router)#segment-routing mpls	Enable segment routing under router process.
P3(config-router)#exit	Exit router mode.
P3(config)#exit	Exit configure terminal mode
P3(config)#commit	Commit candidate configuration to be running configuration

P4

P4#configure terminal	Enter configure mode.
P4(config)#interface lo	Enter interface mode.
P4(config-if)#ip address 1.1.1.5/32 secondary	Configure the IP address of the interface.
P4(config-if)#prefix-sid index 5	Configure prefix sid index value.
P4(config-if)#exit	Exit interface mode.
P4(config)#interface eth1	Enter interface mode.
P4(config-if)#ip address 10.3.5.2/24	Configure the IP address of the interface.
P4(config-if)#label-switching	Enable label switching.
P4(config-if)#exit	Exit interface mode.
P4(config)#interface eth3	Enter interface mode.
P4(config-if)#ip address 10.4.5.2/24	Configure the IP address of the interface.
P4(config-if)#label-switching	Enable label switching.
P4(config-if)#exit	Exit interface mode.
P4(config)#interface eth2	Enter interface mode.
P4(config-if)#ip address 10.5.6.1/24	Configure the IP address of the interface.
P4(config-if)#label-switching	Enable label switching.
P4(config-if)#exit	Exit interface mode.
P4(config)#router ospf 1	Set the routing process ID .
P4(config-router)#ospf router-id 1.1.1.5	Configure OSPF router-id
P4(config-router)#network 1.1.1.5/32 area 0.0.0.0	Configure OSPF network in area 0
P4(config-router)#network 10.3.5.0/24 area 0.0.0.0	Configure OSPF network in area 0
P4(config-router)#network 10.4.5.0/24 area 0.0.0.0	Configure OSPF network in area 0
P4(config-router)#network 10.5.6.0/24 area 0.0.0.0	Configure OSPF network in area 0
P4(config-router)#segment-routing mpls	Enable segment routing under router process.
P4(config-router)#exit	Exit router mode.
P4(config)#exit	Exit configure terminal mode
P4(config)#commit	Commit candidate configuration to be running configuration

PE2

PE2#configure terminal	Enter configure mode.
PE2(config)#interface lo	Enter interface mode.
PE2(config-if)#ip address 1.1.1.6/32 secondary	Configure the IP address of the interface.
PE2(config-if)#prefix-sid index 6	Configure prefix SID index value.
PE2(config-if)#exit	Exit interface mode.
PE2(config)#interface eth1	Enter interface mode.
PE2(config-if)#ip address 10.4.6.2/24	Configure the IP address of the interface.
PE2(config-if)#label-switching	Enable label switching.
PE2(config-if)#exit	Exit interface mode
PE2(config)#interface eth2	Enter interface mode.
PE2(config-if)#ip address 10.5.6.2/24	Configure the IP address of the interface.
PE2(config-if)#label-switching	Enable label switching.
PE2(config-if)#exit	Exit interface mode.
PE2(config)#router ospf 1	Set the routing process ID .
PE2(config-router)#ospf router-id 1.1.1.6	Configuring OSPF router-id
PE2(config-router)#network 1.1.1.6/32 area 0.0.0.0	Configure OSPF network in area 0
PE2(config-router)#network 10.4.6.0/24 area 0.0.0.0	Configure OSPF network in area 0
PE2(config-router)#network 10.5.6.0/24 area 0.0.0.0	Configure OSPF network in area 0
PE2(config-router)#segment-routing mpls	Enable segment routing under router OSPF process.
PE2(config-router)#exit	Exit router mode.
PE2(config)#ip vrf vrf1	Configure VPN Routing/Forwarding instance
PE2(config-vrf)#rd 100:1	route distinguisher
PE2(config-vrf)#route-target both 200:1	route target
PE2(config)#exit	Exit vrf mode
PE2(config)#interface eth3	Enter interface mode
PE2(config-if)#ip vrf forwarding vrf1	Enable IP VRF forwarding on the interface
PE2(config-if)#ip address 202.1.1.2/24	Configure the IP address of the non-default VRF interface.
PE2(config-if)#exit	Exit interface mode.
PE2(config)#router bgp 100	Configure router BGP in AS 100
PE2(config-router)#neighbor 1.1.1.1 remote- as 100	Configure neighbor in remote-as 100
PE2(config-router)#neighbor 1.1.1.1 update- source lo	Configure neighbor with update-source loopback
PE2(config-router)#address-family vpnv4 unicast	Enter VPNv4 Address family mode
PE2(config-router-af)#neighbor 1.1.1.1 activate	Activate VPNv4 neighbor
PE2(config-router-af)#exit-address-family	Exit from Address Family configuration mode

PE2 (config-router)#address-family ipv4 vrf vrf1	Enter address-family VRF
PE2 (config-router-af)#redistribute connected	Redistribute all the connected VRF routes
PE2 (config-router-af)#exit-address-family	Exit from Address Family configuration mode
PE2 (config-router)#exit	Exit router mode
PE2 (config)#exit	Exit router mode
PE2 (config)#commit	Commit candidate configuration to be running configuration
PE2 (config)#exit	Exit configuration mode

Validation 1

```
PE1#show ip ospf neighbor
```

```
Total number of full neighbors: 2
```

```
OSPF process 1 VRF(default):
```

Neighbor ID Instance ID	Pri	State	Dead Time	Address	Interface	
1.1.1.2 0	1	Full/Backup	00:00:38	10.1.2.2	eth1	
1.1.1.3	1	Full/Backup	00:00:38	10.1.3.2	eth2	0

```
PE1#
```

Validation 2

```
PE1#show segment-routing policy
```

Policy	Color	End-point	State	Forwarding-Info
to-pe2	111	1.1.1.6	UP	3/16004/16006/eth1

```
PE1#show segment-routing policy detail
```

```
Policy-Name: to-pe2 Color 111 End-point 1.1.1.6 Tunnel-ID: 1
Admin-Status: UP Oper-Status: UP for 00:08:05
State Transition Count: 1
CSPF Retry Limit: 100 CSPF Retry Interval: 10
Binding SID :
BSID: 25600
Alloc mode: Dynamic
Oper State: Programmed
```

```
CP ID: 1, Active
```

```
Preference: 1000 Path Type: Explicit CP Origin: Local
```

```
Segment List:
```

```
Total no. of segments: 3
```

```
Segment0[LABEL]: Label :16002
```

```
Segment1[LABEL]: Label :16004
```

```
Segment2[LABEL]: Label :16006
```

```
Out-if: eth1 Out-label-stack: 3/16004/16006
```

```
Attributes:
```

```
Configured:
```

```
Explicit segment-list Name: p1-p3-pe2
```

```
PE1#show segment-routing policy candidate-path origin local
```

Policy-Name	Color	End-point	State	Forwarding-Info
to-pe2	111	1.1.1.6	UP	3/16004/16006/eth1

```
CP ID: 1, Active
Preference: 1000 Path Type: Explicit CP Origin: Local
CP state: Valid
Segment List:
Total no. of segments: 3
Segment0[LABEL]: Label :16002
```

```

Segment1[LABEL]: Label :16004
Segment2[LABEL]: Label :16006
Out-if: eth1          Out-label-stack: 3/16004/16006
Attributes:
  Configured:
    Explicit segment-list Name: p1-p3-pe2

```

```
PE1#show mpls ilm-table
```

```

Codes: > - installed ILM, * - selected ILM, p - stale ILM
       K - CLI ILM, T - MPLS-TP, s - Stitched ILM
       S - SNMP, L - LDP, R - RSVP, C - CRLDP
       B - BGP, K - CLI, V - LDP_VC, I - IGP_SHORTCUT
       O - OSPF/OSPF6 SR, i - ISIS SR, k - SR CLI
       P - SR Policy, U - unknown

```

Code	FEC/VRF/L2CKT	ILM-ID	In-Label	Out-Label	In-Intf	Out-Intf/VRF	NextHop	LSP-Type
O>	10.1.2.2/32	1	24320	3	N/A	eth1	10.1.2.2	LSP_DEFAULT
O>	1.1.1.3/32	5	16003	3	N/A	eth2	10.1.3.2	LSP_DEFAULT
O>	1.1.1.2/32	2	16002	3	N/A	eth1	10.1.2.2	LSP_DEFAULT
O>	1.1.1.5/32	7	16005	16005	N/A	eth2	10.1.3.2	LSP_DEFAULT
O>	1.1.1.4/32	6	16004	16004	N/A	eth1	10.1.2.2	LSP_DEFAULT
O>	1.1.1.6/32	8	16006	16006	N/A	eth2	10.1.3.2	LSP_DEFAULT
B>	vrf1	9	24960	NoLabel	N/A	vrf1	N/A	LSP_DEFAULT
O>	10.1.3.2/32	4	24321	3	N/A	eth2	10.1.3.2	LSP_DEFAULT
P>	1.1.1.6/32	3	25600	16004	N/A	eth1	10.1.2.2	LSP_DEFAULT

```
PE1#
```

```
PE1#show mpls ftn-table 1.1.1.6/32
```

```

Primary FTN entry with FEC: 1.1.1.6/32, id: 2, row status: Active, Tunnel-Policy: N/A
Owner: SR_POLICY, distance: 0, Action-type: Redirect to Tunnel, Exp-bits: 0x0, Incoming DSCP: none
Tunnel id: 1, Protected LSP id: 0, QoS Resource id: 0, Description: N/A, Color: 0
Cross connect ix: 2, in intf: - in label: 0 out-segment ix: 3
Owner: N/A, Persistent: No, Admin Status: Up, Oper Status: Up
Out-segment with ix: 3, owner: N/A, Stale: NO, out intf: eth1, out label: 3\16004\16006
NextHop addr: 10.1.2.2          cross connect ix: 2, op code: Push

```

```

Primary FTN entry with FEC: 1.1.1.6/32, id: 6, row status: Active, Tunnel-Policy: N/A
Owner: OSPF-SR, distance: 110, Action-type: Redirect to Tunnel, Exp-bits: 0x0, Incoming DSCP: none
Tunnel id: 0, Protected LSP id: 0, QoS Resource id: 0, Description: N/A, Color: 0
Cross connect ix: 7, in intf: - in label: 0 out-segment ix: 11
Owner: OSPF-SR, Persistent: No, Admin Status: Down, Oper Status: Down
Out-segment with ix: 11, owner: OSPF-SR, Stale: NO, out intf: eth2, out label: 16006
NextHop addr: 10.1.3.2          cross connect ix: 7, op code: Push

```

```
PE1#
```

```
PE1#show mpls forwarding-table
```

```

Codes: > - installed FTN, * - selected FTN, p - stale FTN,
       B - BGP FTN, K - CLI FTN, t - tunnel, P - SR Policy FTN,
       L - LDP FTN, R - RSVP-TE FTN, S - SNMP FTN, I - IGP-Shortcut,
       U - unknown FTN, O - SR-OSPF FTN, i - SR-ISIS FTN, k - SR-CLI FTN

```

Code	FEC	FTN-ID	Nhife-ID	Tunnel-id	Pri	LSP-Type	Out-Label	Out-Intf	ELC	NextHop
O>	1.1.1.2/32	1	2	0	Yes	LSP_DEFAULT	3	eth1	No	10.1.2.2
O>	1.1.1.3/32	3	6	0	Yes	LSP_DEFAULT	3	eth2	No	10.1.3.2
O>	1.1.1.4/32	4	8	0	Yes	LSP_DEFAULT	16004	eth1	No	10.1.2.2
O>	1.1.1.5/32	5	10	0	Yes	LSP_DEFAULT	16005	eth2	No	10.1.3.2
P>	1.1.1.6/32	2	4	1	Yes	LSP_DEFAULT	3	eth1	No	10.1.2.2
O	1.1.1.6/32	6	11	0	Yes	LSP_DEFAULT	16006	eth2	No	10.1.3.2

```
PE1#
```

Validation 3

```

PE1#show ip bgp vpnv4 all summary
BGP router identifier 1.1.1.1, local AS number 100
BGP table version is 2
1 BGP AS-PATH entries
0 BGP community entries

```

Neighbor	V	AS	MsgRcv	MsgSen	TblVer	InQ	OutQ	Up/Down	State/PfxRcd
1.1.1.6	4	100	94	97	2	0	0	00:38:50	1

Total number of neighbors 1

Total number of Established sessions 1

PE1#

PE1#show mpls vrf-table

Output for IPv4 VRF table with id: 2

Primary FTN entry with FEC: 202.1.1.0/24, id: 1, row status: Active, Tunnel-Policy: N/A

Owner: BGP, distance: 0, Action-type: Redirect to Tunnel, Exp-bits: 0x0, Incoming DSCP: none

Transport Tunnel id: 1, Protected LSP id: 0, QoS Resource id: 0, Description: N/A, Color: 111

Cross connect ix: 8, in intf: - in label: 0 out-segment ix: 12

Owner: BGP, Persistent: No, Admin Status: Up, Oper Status: Up

Out-segment with ix: 12, owner: BGP, Stale: NO, BGP out intf: xe7, transport out intf: xe7, out label: 24960

Nexthop addr: 1.1.1.6 cross connect ix: 8, op code: Push and Lookup

CHAPTER 12 Topology-Independent Loop-Free Alternate

The term topology independent (TI) refers to the ability to provide a loop free backup path irrespective of the topologies used in the network. Topology-Independent Loop-Free Alternate (TI-LFA) uses segment routing to provide link, node and Shared Risk Link Groups (SRLG) protection in topologies where other fast reroute techniques, such as RLFA (Remote Loop Free Alternative) cannot provide protection. Currently, OSPF SR-TI-LFA supports only link protection.

The goal of TI-LFA is to reduce the packet loss that results while routers converge after a topology change due to a link failure. Rapid failure repair (up to 50msec) is achieved using pre-calculated backup paths that are loop-free.

Terminology

PLR : Point of Local Repair : The node that is just upstream of the protected resource. This node notices that the protected resource(link/node/set-of-links) is broken first and uses an FRR mechanism to protect that resource

Repair Node : The node to which the PLR wants to get the traffic to during the convergence period, once the protected resource fails, because the repair node is guaranteed to have a path to the destination 'D'

Pre-Convergence State : A source 'S' is said to be in a pre-convergence state regarding a particular destination 'D' from the time the primary-path to 'D' fails until 'S' installs a new route to 'D'

Post-Convergence State : A source 'S' is said to be in a post-convergence state regarding a particular destination 'D' after it installs a new route to 'D'

P-space: The P-space of a router with respect to a protected link is the set of routers reachable from that specific router using the pre-convergence shortest paths without any of those paths (including equal-cost path splits) transiting that protected link. For example, the P-space of S with respect to link S-E is the set of routers that S can reach without using the protected link S-E

Extended P-space: Consider the set of neighbors of a router protecting a link. Exclude from that set of routers the router reachable over the protected link. The extended P-space of the protecting router with respect to the protected link is the union of the P-spaces of the neighbors in that set of neighbors with respect to the protected link

Q-space: The Q-space of a router with respect to a protected link is the set of routers from which that specific router can be reached without any path (including equal-cost path splits) transiting that protected link

PQ node: A PQ node of a node S with respect to a protected link S-E is a node that is a member of both the P-space (or the extended P-space) of S with respect to that protected link S-E and the Q-space of E with respect to that protected link S-E.

Difference between LFA/RLFA/TI-LFA

LFA :

- The repair node is restricted to be the neighbor of the PLR

RLFA :

- The repair node is not restricted to be the direct neighbor of the PLR. It can be a node from the PQ-space.
- A repair tunnel would be created from the PLR to the repair node and this repair tunnel traverses the IGP shortest-path from the PLR to the repair node
- The repair tunnel can be LDP-signalled(Targeted LDP session required from the PLR to the repair node)

TI-LFA:

- SR-paths can be used as repair tunnels. Because the repair tunnel is an SR-path, it is not required to traverse the IGP shortest-path from the PLR to the repair node. It can be any viable path that can be specified by the PLR as an ordered list of segments.
- Thus, the repair node can be outside of the PLR's P-space.
- However, the repair node must be within the destination node's Q-space. Sometimes, the repair node is also the destination node.
- No TLDP session required in case of TI-LFA as TI-LFA uses segment-routing thus eliminating the overhead of maintaining any state

Topology

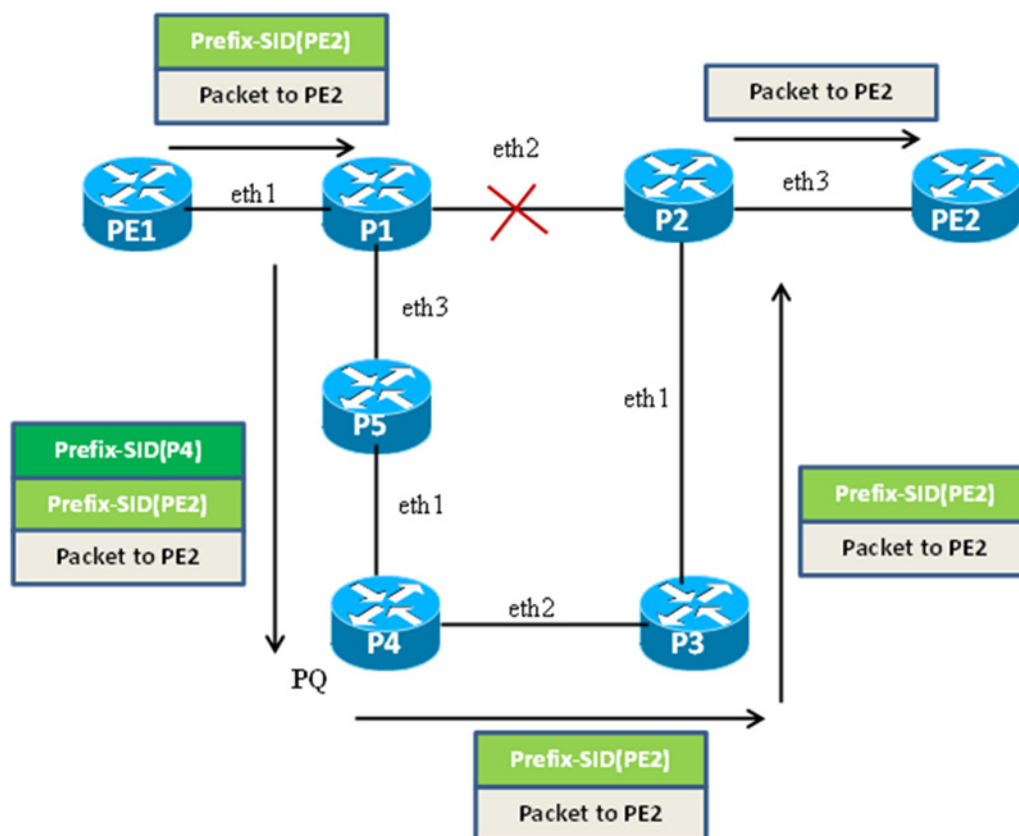


Figure 12-10: TI-LFA FRR path using a PQ Node

Note: It should be ensured that prefix SIDs are unique globally.

Note: By default, the CSPF retry limit is 10 times and the CSPF retry interval is 10 seconds. If a policy does not come up within 100 seconds, it will require operator intervention.

TI-LFA FRR Path using a PQ node with OSPF-SR

PE1

PE1#configure terminal	Enter configure mode.
PE1(config)#interface lo	Enter interface mode.
PE1(config-if)#ip address 1.1.1.1/32 secondary	Configure the IP address of the interface.
PE1(config-if)#prefix-sid index 1	Configure prefix SID index value.
PE1(config-if)#exit	Exit interface mode.
PE1(config)#interface eth1	Enter interface mode.
PE1(config-if)#ip address 10.1.2.1/32 secondary	Configure the IP address of the interface.
PE1(config-if)#label-switching	Enable label switching.
PE1(config-if)#exit	Exit interface mode
PE1(config)#router ospf 100	Set the routing process ID .
PE1(config-router)#ospf router-id 1.1.1.1	Configuring OSPF router-id
PE1(config-router)#network 1.1.1.1/32 area 0.0.0.0 secondary	Configure OSPF network in area 0
PE1(config-router)#network 10.1.2.0/24 area 0.0.0.0 secondary	Configure OSPF network in area 0
PE1(config-router)#segment-routing mpls	Enable segment routing under router OSPF process.
PE1(config-router)#exit	Exit router mode.
PE1(config)#exit	Exit configure mode
PE1(config)#commit	Commit the candidate configuration to the running configuration.

P1

P1#configure terminal	Enter configure mode.
P1(config)#interface lo	Enter interface mode.
P1(config-if)#ip address 1.1.1.2/32 secondary	Configure the IP address of the interface.
P1(config-if)#prefix-sid index 2	Configure prefix SID index value.
P1(config-if)#exit	Exit interface mode.
P1(config)#interface eth1	Enter interface mode.
P1(config-if)#ip address 10.1.2.2/32 secondary	Configure the IP address of the interface.
P1(config-if)#label-switching	Enable label switching.
P1(config-if)#exit	Exit interface mode.
P1(config)#interface eth2	Enter interface mode.

P1(config-if)#ip address 10.2.3.1/32 secondary	Configure the IP address of the interface.
P1(config-if)#label-switching	Enable label switching.
P1(config-if)#exit	Exit interface mode.
P1(config)#interface eth3	Enter interface mode.
P1(config-if)#ip address 10.2.6.1/32 secondary	Configure the IP address of the interface.
P1(config-if)#label-switching	Enable label switching.
P1(config-if)#exit	Exit interface mode.
P1(config)#router ospf 100	Set the routing process ID .
P1(config-router)#ospf router-id 1.1.1.2/32 secondary	Configure OSPF router-id
P1(config-router)#network 1.1.1.2/32 area 0.0.0.0 secondary	Configure OSPF network in area 0
P1(config-router)#network 10.1.2.0/24 area 0.0.0.0 secondary	Configure OSPF network in area 0
P1(config-router)#network 10.2.3.0/24 area 0.0.0.0 secondary	Configure OSPF network in area 0
P1(config-router)#network 10.2.6.0/24 area 0.0.0.0 secondary	Configure OSPF network in area 0
P1(config-router)#segment-routing mpls	Enable segment routing under router process.
P1(config-router)# fast-reroute per-prefix ti-lfa area 0.0.0.0	Enable per-prefix TI-LFA FRR computation for OSPF area 0
P1(config-router)#exit	Exit router mode.
P1(config)#exit	Exit configure mode
P1(config)#commit	Commit the candidate configuration to the running configuration.

P2

P2#configure terminal	Enter configure mode.
P2(config)#interface lo	Enter interface mode.
P2(config-if)#ip address 1.1.1.3/32 secondary	Configure the IP address of the interface.
P2(config-if)#prefix-sid index 3	Configure prefix SID index value.
P2(config-if)#exit	Exit interface mode.
P2(config)#interface eth1	Enter interface mode.
P2(config-if)#ip address 10.3.4.1/32 secondary	Configure the IP address of the interface.
P2(config-if)#label-switching	Enable label switching.
P2(config-if)#exit	Exit interface mode.

P2(config)#interface eth2	Enter interface mode.
P2(config-if)#ip address 10.2.3.2/32 secondary	Configure the IP address of the interface.
P2(config-if)#label-switching	Enable label switching.
P2(config-if)#exit	Exit interface mode.
P2(config)#interface eth3	Enter interface mode.
P2(config-if)#ip address 10.3.7.1/32 secondary	Configure the IP address of the interface.
P2(config-if)#label-switching	Enable label switching.
P2(config-if)#exit	Exit interface mode.
P2(config)#router ospf 100	Set the routing process ID .
P2(config-router)#ospf router-id 1.1.1.3/32 secondary	Configure OSPF router-id
P2(config-router)#network 1.1.1.3/32 area 0.0.0.0 secondary	Configure OSPF network in area 0
P2(config-router)#network 10.3.4.0/32 area 0.0.0.0 secondary	Configure OSPF network in area 0
P2(config-router)#network 10.2.3.0/32 area 0.0.0.0 secondary	Configure OSPF network in area 0
P2(config-router)#network 10.3.7.0/32 area 0.0.0.0 secondary	Configure OSPF network in area 0
P2(config-router)#segment-routing mpls	Enable segment routing under router process.
P2(config-router)#exit	Exit router mode.
P2(config)#exit	Exit configure mode
P2(config)#commit	Commit the candidate configuration to the running configuration.

P3

P3#configure terminal	Enter configure mode.
P3(config)#interface lo	Enter interface mode.
P3(config-if)#ip address 1.1.1.4/32 secondary	Configure the IP address of the interface.
P3(config-if)#prefix-sid index 4	Configure prefix SID index value.
P3(config-if)#exit	Exit interface mode.
P3(config)#interface eth1	Enter interface mode.
P3(config-if)#ip address 10.3.4.2/32 secondary	Configure the IP address of the interface.
P3(config-if)#label-switching	Enable label switching.
P3(config-if)#exit	Exit interface mode.
P3(config)#interface eth2	Enter interface mode.

P3(config-if)#ip address 10.4.5.1/32 secondary	Configure the IP address of the interface.
P3(config-if)#label-switching	Enable label switching.
P3(config-if)#exit	Exit interface mode.
P3(config)#router ospf 100	Set the routing process ID .
P3(config-router)#ospf router-id 1.1.1.4/32 secondary	Configure OSPF router-id
P3(config-router)#network 1.1.1.4/32 area 0.0.0.0	Configure OSPF network in area 0
P3(config-router)#network 10.3.4.0/32 area 0.0.0.0 secondary	Configure OSPF network in area 0
P3(config-router)#network 10.4.5.0/32 area 0.0.0.0 secondary	Configure OSPF network in area 0
P3(config-router)#segment-routing mpls	Enable segment routing under router process.
P3(config-router)#exit	Exit router mode.
P3(config)#exit	Exit configure mode
P3(config)#commit	Commit the candidate configuration to the running configuration.

P4

P4#configure terminal	Enter configure mode.
P4(config)#interface lo	Enter interface mode.
P4(config-if)#ip address 1.1.1.5/32 secondary	Configure the IP address of the interface.
P4(config-if)#prefix-sid index 5	Configure prefix SID index value.
P4(config-if)#exit	Exit interface mode.
P4(config)#interface eth1	Enter interface mode.
P4(config-if)#ip address 10.5.6.1/32 secondary	Configure the IP address of the interface.
P4(config-if)#label-switching	Enable label switching.
P4(config-if)#exit	Exit interface mode.
P4(config)#interface eth2	Enter interface mode.
P4(config-if)#ip address 10.4.5.2/32 secondary	Configure the IP address of the interface.
P4(config-if)#label-switching	Enable label switching.
P4(config-if)#exit	Exit interface mode.
P4(config)#router ospf 100	Set the routing process ID .
P4(config-router)#ospf router-id 1.1.1.5/32 secondary	Configure OSPF router-id
P4(config-router)#network 1.1.1.5/32 area 0.0.0.0 secondary	Configure OSPF network in area 0

P4(config-router)#network 10.4.5.0/32 area 0.0.0.0 secondary	Configure OSPF network in area 0
P4(config-router)#network 10.5.6.0/32 area 0.0.0.0 secondary	Configure OSPF network in area 0
P4(config-router)#segment-routing mpls	Enable segment routing under router process.
P4(config-router)#exit	Exit router mode.
P4(config)#exit	Exit configure mode
P4(config)#commit	Commit the candidate configuration to the running configuration.

P5

P5#configure terminal	Enter configure mode.
P5(config)#interface lo	Enter interface mode.
P5(config-if)#ip address 1.1.1.6/32 secondary	Configure the IP address of the interface.
P5(config-if)#prefix-sid index 6	Configure prefix SID index value.
P5(config-if)#exit	Exit interface mode.
P5(config)#interface eth1	Enter interface mode.
P5(config-if)#ip address 10.5.6.2/32 secondary	Configure the IP address of the interface.
P5(config-if)#label-switching	Enable label switching.
P5(config-if)#exit	Exit interface mode.
P5(config)#interface eth3	Enter interface mode.
P5(config-if)#ip address 10.2.6.2/32 secondary	Configure the IP address of the interface.
P5(config-if)#label-switching	Enable label switching.
P5(config-if)#exit	Exit interface mode.
P5(config)#router ospf 100	Set the routing process ID .
P5(config-router)#ospf router-id 1.1.1.6/32 secondary	Configure OSPF router-id
P5(config-router)#network 1.1.1.6/32 area 0.0.0.0 secondary	Configure OSPF network in area 0
P5(config-router)#network 10.2.6.0/32 area 0.0.0.0 secondary	Configure OSPF network in area 0
P5(config-router)#network 10.5.6.0/32 area 0.0.0.0 secondary	Configure OSPF network in area 0
P5(config-router)#segment-routing mpls	Enable segment routing under router process.
P5(config-router)#exit	Exit router mode.

P5 (config) #exit	Exit configure mode
P5 (config) #commit	Commit the candidate configuration to the running configuration.

PE2

PE2#configure terminal	Enter configure mode.
PE2 (config) #interface lo	Enter interface mode.
PE2 (config-if) #ip address 1.1.1.7/32 secondary	Configure the IP address of the interface.
PE2 (config-if) #prefix-sid index 7	Configure prefix SID index value.
PE2 (config-if) #exit	Exit interface mode.
PE2 (config) #interface eth3	Enter interface mode.
PE2 (config-if) #ip address 10.3.7.2/32 secondary	Configure the IP address of the interface.
PE2 (config-if) #label-switching	Enable label switching.
PE2 (config-if) #exit	Exit interface mode.
PE2 (config) #router ospf 100	Set the routing process ID .
PE2 (config-router) #ospf router-id 1.1.1.7/32 secondary	Configuring OSPF router-id
PE2 (config-router) #network 1.1.1.7/32 area 0.0.0.0 secondary	Configure OSPF network in area 0
PE2 (config-router) #network 10.3.7.0/32 area 0.0.0.0 secondary	Configure OSPF network in area 0
PE2 (config-router) #segment-routing mpls	Enable segment routing under router OSPF process.
PE2 (config-router) #exit	Exit router mode.
PE2 (config) #exit	Exit configure mode
PE2 (config) #commit	Commit the candidate configuration to the running configuration.

Validation 1

Verify OSPF adjacencies on P1

```
P1#show ip ospf neighbor
```

```
Total number of full neighbors: 3
```

```
OSPF process 100 VRF(default):
```

Neighbor ID	Pri	State	Dead Time	Address	Interface	Instance ID
1.1.1.1	1	Full/DR	00:00:37	10.1.2.1	eth1	0
1.1.1.3	1	Full/Backup	00:00:37	10.2.3.2	eth2	0
1.1.1.6	1	Full/Backup	00:00:32	10.2.6.2	eth3	0

Validation 2

Verify that the 2 PQ nodes in the topology are P4 (1.1.1.5) and P3 (1.1.1.4).

P4 is the PQ node for PE2 (1.1.1.7/32)

P1

```
P1#show ip ospf tilfa-backup-path
```

```
OSPF process 100:
```

```
Route [1.1.1.1]
  NO PQ node
Route [1.1.1.2]
Route [1.1.1.3]
  PQ-node: 1.1.1.5
Route [1.1.1.4]
  PQ-node: 1.1.1.5
Route [1.1.1.5]
  PQ-node: 1.1.1.4
Route [1.1.1.6]
  PQ-node: 1.1.1.4
Route [1.1.1.7]
  PQ-node: 1.1.1.5
Route [10.1.2.0]
Route [10.2.3.0]
Route [10.2.6.0]
Route [10.3.4.0]
Route [10.3.7.0]
Route [10.4.5.0]
Route [10.5.6.0]
Neighbor [1.1.1.1]
Neighbor [1.1.1.3]
  PQ-node: 1.1.1.5
Neighbor [1.1.1.6]
  PQ-node: 1.1.1.4
```

```
Displaying vertex-info in tilfa_network table
```

```
Vertex [1.1.1.1]
  P node: 1.1.1.4 dist: 2
  P node: 1.1.1.5 dist: 2
  P node: 1.1.1.7 dist: 2
  P node: 1.1.1.3 dist: 1
  P node: 1.1.1.6 dist: 1
```

```
Vertex [1.1.1.2]
```

```
  No P Nodes
  No Q Nodes
```

```
Vertex [1.1.1.3]
```

```
  P node: 1.1.1.1 dist: 1
  P node: 1.1.1.4 dist: 2
  P node: 1.1.1.5 dist: 2
  P node: 1.1.1.6 dist: 1
  Q node: 1.1.1.4 dist: 2
  Q node: 1.1.1.5 dist: 2
  Q node: 1.1.1.7 dist: 2
```

PQ-node: 1.1.1.5
Backup out-interface: eth3

Vertex [1.1.1.4]
P node: 1.1.1.1 dist: 1
P node: 1.1.1.4 dist: 2
P node: 1.1.1.5 dist: 2
P node: 1.1.1.6 dist: 1
Q node: 1.1.1.4 dist: 2
Q node: 1.1.1.5 dist: 2
Q node: 1.1.1.7 dist: 2
PQ-node: 1.1.1.5
Backup out-interface: eth3

Vertex [1.1.1.5]
P node: 1.1.1.1 dist: 1
P node: 1.1.1.4 dist: 2
P node: 1.1.1.5 dist: 2
P node: 1.1.1.7 dist: 2
P node: 1.1.1.3 dist: 1
Q node: 1.1.1.4 dist: 2
Q node: 1.1.1.5 dist: 2
PQ-node: 1.1.1.4
Backup out-interface: eth2

Vertex [1.1.1.6]
P node: 1.1.1.1 dist: 1
P node: 1.1.1.4 dist: 2
P node: 1.1.1.5 dist: 2
P node: 1.1.1.7 dist: 2
P node: 1.1.1.3 dist: 1
Q node: 1.1.1.4 dist: 2
Q node: 1.1.1.5 dist: 2
PQ-node: 1.1.1.4
Backup out-interface: eth2

Vertex [1.1.1.7]
P node: 1.1.1.1 dist: 1
P node: 1.1.1.4 dist: 2
P node: 1.1.1.5 dist: 2
P node: 1.1.1.6 dist: 1
Q node: 1.1.1.4 dist: 2
Q node: 1.1.1.5 dist: 2
Q node: 1.1.1.7 dist: 2
PQ-node: 1.1.1.5
Backup out-interface: eth3

P1#
P1#show ip ospf tilfa-repair-list

1.1.1.1/32

Primary Path Metric :2
Primary Path Nexthop : 10.1.2.1, eth1
Route ftnix:1 ilmix:1
SR Incoming Label : 16001
SR outgoing Label : 3
NO PQ node

1.1.1.2/32

1.1.1.3/32

Primary Path Metric :2
Primary Path Nexthop : 10.2.3.2, eth2
Route ftnix:2 ilmix:4
SR Incoming Label : 16003
SR outgoing Label : 3
PQ-node: 1.1.1.5

Backup ftnix:8 ilmix:9
Backup outgoing Label : 16003
Bypass_trunk id :101
Backup out interface: eth3

1.1.1.4/32

Primary Path Metric :3
Primary Path Nexthop : 10.2.3.2, eth2
Route ftnix:3 ilmix:5
SR Incoming Label : 16004
SR outgoing Label : 16004
PQ-node: 1.1.1.5

Backup ftnix:9 ilmix:10
Backup outgoing Label : 16004
Bypass_trunk id :101
Backup out interface: eth3

Bypass-Trunk: 102 Name: 1.1.1.4_nexthop__10006 ftn_ix:7
ftn_info->trunk_ftn_ix : 7
Number Of outgoing label 1:
16004
Nexthop address: 10.2.3.2

1.1.1.5/32

Primary Path Metric :3
Primary Path Nexthop : 10.2.6.2, eth3
Route ftnix:4 ilmix:6
SR Incoming Label : 16005
SR outgoing Label : 16005
PQ-node: 1.1.1.4

Backup ftnix:10 ilmix:11

```

Backup outgoing Label   : 16005
Bypass_trunk id :102
Backup out interface: eth2

Bypass-Trunk: 101 Name: 1.1.1.5_nexthop__10007 ftn_ix:6
ftn_info->trunk_ftn_ix   : 6
Number Of outgoing label 1:
  16005
Nexthop address: 10.2.6.2

```

1.1.1.6/32

```

Primary Path Metric    :2
Primary Path Nexthop   : 10.2.6.2, eth3
Route ftnix:5 ilmix:8
SR Incoming Label     : 16006
SR outgoing Label     : 3
PQ-node: 1.1.1.4

```

```

Backup ftnix:11 ilmix:12
Backup outgoing Label   : 16006
Bypass_trunk id :102
Backup out interface: eth2

```

1.1.1.7/32

```

Primary Path Metric    :3
Primary Path Nexthop   : 10.2.3.2, eth2
Route ftnix:12 ilmix:15
SR Incoming Label     : 16007
SR outgoing Label     : 16007
PQ-node: 1.1.1.5

```

```

Backup ftnix:14 ilmix:16
Backup outgoing Label   : 16007
Bypass_trunk id :101
Backup out interface: eth3

```

10.1.2.0/24

10.2.3.0/24

10.2.6.0/24

10.3.4.0/24

10.3.7.0/24

10.4.5.0/24

10.5.6.0/24

P1#

```

P1#show mpls ilm-table
Codes: > - installed ILM, * - selected ILM, p - stale ILM
      K - CLI ILM, T - MPLS-TP, s - Stitched ILM
      S - SNMP, L - LDP, R - RSVP, C - CRLDP
      B - BGP, K - CLI, V - LDP_VC, I - IGP_SHORTCUT
      O - OSPF/OSPF6 SR, i - ISIS SR, k - SR CLI
      P - SR Policy, U - unknown

```


Code	FEC/VRF/L2CKT	ILM-ID	In-Label	Out-Label	In-Intf	Out-Intf/VRF	Nexthop	LSP-Type
O>	1.1.1.4/32	5	16004	16004	N/A	eth2	10.2.3.2	LSP_DEFAULT
O>	1.1.1.4/32	18	16004	16004	N/A	eth3	10.2.6.2	LSP_DEFAULT
O>	1.1.1.3/32	3	16003	3	N/A	eth2	10.2.3.2	LSP_DEFAULT
O>	1.1.1.3/32	17	16003	16003	N/A	eth3	10.2.6.2	LSP_DEFAULT
O>	1.1.1.1/32	1	16001	3	N/A	eth1	10.1.2.1	LSP_DEFAULT
O>	10.1.2.1/32	2	24320	3	N/A	eth1	10.1.2.1	LSP_DEFAULT
O>	1.1.1.6/32	7	16006	3	N/A	eth3	10.2.6.2	LSP_DEFAULT
O>	1.1.1.6/32	20	16006	16006	N/A	eth2	10.2.3.2	LSP_DEFAULT
O>	1.1.1.5/32	6	16005	16005	N/A	eth3	10.2.6.2	LSP_DEFAULT
O>	1.1.1.5/32	19	16005	16005	N/A	eth2	10.2.3.2	LSP_DEFAULT
O>	1.1.1.7/32	15	16007	16007	N/A	eth2	10.2.3.2	LSP_DEFAULT
O>	1.1.1.7/32	21	16007	16007	N/A	eth3	10.2.6.2	LSP_DEFAULT
O>	10.2.3.2/32	4	24321	3	N/A	eth2	10.2.3.2	LSP_DEFAULT
O>	10.2.3.2/32	22	24321	16003	N/A	eth3	10.2.6.2	LSP_DEFAULT
O>	10.2.6.2/32	8	24322	3	N/A	eth3	10.2.6.2	LSP_DEFAULT
O>	10.2.6.2/32	23	24322	16006	N/A	eth2	10.2.3.2	LSP_DEFAULT

Pl#show mpls forwarding-table

Codes: > - installed FTN, * - selected FTN, p - stale FTN,
 B - BGP FTN, K - CLI FTN, t - tunnel, P - SR Policy FTN,
 L - LDP FTN, R - RSVP-TE FTN, S - SNMP FTN, I - IGP-Shortcut,
 U - unknown FTN, O - SR-OSPF FTN, i - SR-ISIS FTN, k - SR-CLI FTN

Code	FEC	FTN-ID	Nhlfe-ID	Tunnel-id	Pri	LSP-Type	Out-Label	Out-Intf	ELC	Nexthop
O>	1.1.1.1/32	1	2	0	Yes	LSP_DEFAULT	3	eth1	No	10.1.2.1
O>	1.1.1.3/32	2	4	0	Yes	LSP_DEFAULT	3	eth2	No	10.2.3.2
O>	1.1.1.3/32	8	14	0	No	LSP_DEFAULT	16003	-	No	10.2.6.2
O>	1.1.1.4/32	3	6	0	Yes	LSP_DEFAULT	16004	eth2	No	10.2.3.2
O>	1.1.1.4/32	9	16	0	No	LSP_DEFAULT	16004	-	No	10.2.6.2
O>	1.1.1.4/32	7	12	102	Yes	LSP_DEFAULT	16004	eth2	No	10.2.3.2
O>	1.1.1.5/32	4	8	0	Yes	LSP_DEFAULT	16005	eth3	No	10.2.6.2
O>	1.1.1.5/32	10	18	0	No	LSP_DEFAULT	16005	-	No	10.2.3.2
O>	1.1.1.5/32	6	7	101	Yes	LSP_DEFAULT	16005	eth3	No	10.2.6.2
O>	1.1.1.6/32	5	10	0	Yes	LSP_DEFAULT	3	eth3	No	10.2.6.2
O>	1.1.1.6/32	11	20	0	No	LSP_DEFAULT	16006	-	No	10.2.3.2
O>	1.1.1.7/32	12	22	0	Yes	LSP_DEFAULT	16007	eth2	No	10.2.3.2
O>	1.1.1.7/32	14	24	0	No	LSP_DEFAULT	16007	-	No	10.2.6.2
K>	202.1.1.0/24	13	-	-	-	LSP_DEFAULT	-	eth2	No	1.1.1.7

Pl#

TI-LFA FRR Path using a PQ node with ISIS-SR

PE1

PE1#configure terminal	Enter configure mode.
PE1(config)#interface lo	Enter interface mode.
PE1(config-if)#ip address 1.1.1.1/32 secondary	Configure the IP address of the interface.
PE1(config-if)#ip router isis 1	Make the interface part of the router ISIS 1 instance.
PE1(config-if)#prefix-sid index 1	Configure prefix SID index value.
PE1(config-if)#exit	Exit interface mode.
PE1(config)#interface eth1	Enter interface mode.
PE1(config-if)#ip address 10.1.2.1/32 secondary	Configure the IP address of the interface.
PE1(config-if)#ip router isis 1	Make the interface part of the router ISIS 1 instance.
PE1(config-if)#label-switching	Enable label switching.
PE1(config)#router isis 1	Set the routing process ID.
PE1(config-router)#metric-style wide	Configure metric style as wide.

PE1(config-router)#net 49.0000.0000.0000.0001.00	Configure network entity title (NET).
PE1(config-router)#mpls traffic-eng router-id 1.1.1.1	Enable MPLS Traffic Engineering under router process.
PE1(config-router)#mpls traffic-eng level-1	Enable MPLS Traffic Engineering as level-1
PE1(config-router)#mpls traffic-eng level-2	Enable MPLS Traffic Engineering as level-2
PE1(config-router)#segment-routing mpls	Enable segment routing under router ISIS process.
PE1(config-router)#exit	Exit router mode.
PE1(config)#exit	Exit configure mode

P1

P1#configure terminal	Enter configure mode.
P1(config)#interface lo	Enter interface mode.
P1(config-if)#ip address 1.1.1.2/32 secondary	Configure the IP address of the interface.
P1(config-if)#ip router isis 1	Make the interface part of the router ISIS 1 instance.
P1(config-if)#prefix-sid index 2	Configure prefix SID index value.
P1(config-if)#exit	Exit interface mode.
P1(config)#interface eth1	Enter interface mode.
P1(config-if)#ip address 10.1.2.2/32 secondary	Configure the IP address of the interface.
P1(config-if)#ip router isis 1	Make the interface part of the router ISIS 1 instance.
P1(config-if)#label-switching	Enable label switching.
P1(config-if)#exit	Exit interface mode.
P1(config)#interface eth2	Enter interface mode.
P1(config-if)#ip address 10.2.3.1/32 secondary	Configure the IP address of the interface.
P1(config-if)#ip router isis 1	Make the interface part of the router ISIS 1 instance.
P1(config-if)#label-switching	Enable label switching.
P1(config-if)#exit	Exit interface mode.
P1(config)#interface eth3	Enter interface mode.
P1(config-if)#ip address 10.2.6.1/32 secondary	Configure the IP address of the interface.
P1(config-if)#ip router isis 1	Make the interface part of the router ISIS 1 instance.
P1(config-if)#label-switching	Enable label switching.
P1(config-if)#exit	Exit interface mode.
P1(config)#router isis 1	Set the routing process ID .
P1(config-router)#metric-style wide	Configure metric style as wide.
P1(config-router)#net 49.0000.0000.0000.0002.00	Configure Network entity title (NET).
P1(config-router)#mpls traffic-eng router-id 1.1.1.2	Enable MPLS Traffic Engineering under router process.
P1(config-router)#mpls traffic-eng level-1	Enable MPLS Traffic Engineering as level-1.

P1(config-router)#mpls traffic-eng level-2	Enable MPLS Traffic Engineering as level-2.
P1(config-router)#capability cspf	Enable cspf capability under ISIS 1 process.
P1(config-router)#segment-routing mpls	Enable segment routing under router process.
P1(config-router)# fast-reroute ti-lfa level-1 proto ipv4	Enable per-prefix TI-LFA FRR computation for ISIS level-1
P1(config-router)#exit	Exit router mode.
P1(config)#exit	Exit configure mode

P2

P2#configure terminal	Enter configure mode.
P2(config)#interface lo	Enter interface mode.
P2(config-if)#ip address 1.1.1.3/32 secondary	Configure the IP address of the interface.
P2(config-if)#ip router isis 1	Make the interface part of the router ISIS 1 instance.
P2(config-if)#prefix-sid index 3	Configure prefix SID index value.
P2(config-if)#exit	Exit interface mode.
P2(config)#interface eth1	Enter interface mode.
P2(config-if)#ip address 10.3.4.1/32 secondary	Configure the IP address of the interface.
P2(config-if)#ip router isis 1	Make the interface part of the router ISIS 1 instance.
P2(config-if)#label-switching	Enable label switching.
P2(config-if)#exit	Exit interface mode.
P2(config)#interface eth2	Enter interface mode.
P2(config-if)#ip address 10.2.3.2/32 secondary	Configure the IP address of the interface.
P2(config-if)#ip router isis 1	Make the interface part of the router ISIS 1 instance.
P2(config-if)#label-switching	Enable label switching.
P2(config-if)#exit	Exit interface mode.
P2(config)#interface eth3	Enter interface mode.
P2(config-if)#ip address 10.3.7.1/32 secondary	Configure the IP address of the interface.
P2(config-if)#ip router isis 1	Make the interface part of the router ISIS 1 instance.
P2(config-if)#label-switching	Enable label switching.
P2(config-if)#exit	Exit interface mode.
P2(config)#router isis 1	Set the routing process ID .
P2(config-router)#metric-style wide	Configure metric style as wide.
P2(config-router)#net 49.0000.0000.0000.0003.00	Configure Network entity title (NET).
P2(config-router)#mpls traffic-eng router-id 1.1.1.3	Enable MPLS Traffic Engineering under router process.
P2(config-router)#mpls traffic-eng level-1	Enable MPLS Traffic Engineering as level-1.
P2(config-router)#mpls traffic-eng level-2	Enable MPLS Traffic Engineering as level-2

P2(config)#router isis 1	Set the routing process ID .
P2(config-router)#metric-style wide	Configure metric style as wide.
P2(config-router)#net 49.0001.0000.0000.0003.00	Configure Network entity title (NET).
P2(config-router)#segment-routing mpls	Enable segment routing under router process.
P2(config-router)#exit	Exit router mode.

P3

P3#configure terminal	Enter configure mode.
P3(config)#interface lo	Enter interface mode.
P3(config-if)#ip address 1.1.1.4/32 secondary	Configure the IP address of the interface.
P3(config-if)#ip router isis 1	Make the interface part of the router ISIS 1 instance.
P3(config-if)#prefix-sid index 4	Configure prefix SID index value.
P3(config-if)#exit	Exit interface mode.
P3(config)#interface eth1	Enter interface mode.
P3(config-if)#ip address 10.3.4.2/32 secondary	Configure the IP address of the interface.
P3(config-if)#ip router isis 1	Make the interface part of the router ISIS 1 instance.
P3(config-if)#label-switching	Enable label switching.
P3(config-if)#exit	Exit interface mode.
P3(config)#interface eth2	Enter interface mode.
P3(config-if)#ip address 10.4.5.1/32 secondary	Configure the IP address of the interface.
P3(config-if)#ip router isis 1	Make the interface part of the router ISIS 1 instance.
P3(config-if)#label-switching	Enable label switching.
P3(config-if)#exit	Exit interface mode.
P3(config)#router isis 1	Set the routing process ID .
P3(config-router)#metric-style wide	Configure metric style as wide.
P3(config-router)#net 49.0000.0000.0000.0004.00	Configure Network entity title (NET).
P3(config-router)#mpls traffic-eng router-id 1.1.1.4	Enable MPLS Traffic Engineering under router process.
P3(config-router)#mpls traffic-eng level-1	Enable MPLS Traffic Engineering as level-1.
P3(config-router)#mpls traffic-eng level-2	Enable MPLS Traffic Engineering as level-2.
P3(config-router)#exit	Exit router isis mode
P3(config)#router isis 1	Set the routing process ID .
P3(config-router)#metric-style wide	Configure metric style as wide.
P3(config-router)#net 49.0000.0000.0000.0004.00	Configure Network entity title (NET).
P3(config-router)#segment-routing mpls	Enable segment routing under router process.
P3(config-router)#exit	Exit router mode.

P4

P4#configure terminal	Enter configure mode.
P4(config)#interface lo	Enter interface mode.
P4(config-if)#ip address 1.1.1.5/32	Configure the IP address of the interface.
P4(config-if)#ip router isis 1	Make the interface part of the router ISIS 1 instance.
P4(config-if)#prefix-sid index 5	Configure prefix SID index value.
P4(config-if)#exit	Exit interface mode.
P4(config)#interface eth1	Enter interface mode.
P4(config-if)#ip address 10.5.6.1/32 secondary	Configure the IP address of the interface.
P4(config-if)#ip router isis 1	Make the interface part of the router ISIS 1 instance.
P4(config-if)#label-switching	Enable label switching.
P4(config-if)#exit	Exit interface mode.
P4(config)#interface eth2	Enter interface mode.
P4(config-if)#ip address 10.4.5.2/32 secondary	Configure the IP address of the interface.
P4(config-if)#ip router isis 1	Make the interface part of the router ISIS 1 instance.
P4(config-if)#label-switching	Enable label switching.
P4(config-if)#exit	Exit interface mode.
P4(config)#router isis 1	Set the routing process ID .
P4(config-router)#metric-style wide	Configure metric style as wide.
P4(config-router)#net 49.0000.0000.0000.0005.00	Configure Network entity title (NET).
P4(config-router)#mpls traffic-eng router-id 1.1.1.5	Enable MPLS Traffic Engineering under router process.
P4(config-router)#mpls traffic-eng level-1	Enable MPLS Traffic Engineering as level-1.
P4(config-router)#mpls traffic-eng level-2	Enable MPLS Traffic Engineering as level-2.
P4(config-router)#segment-routing mpls	Enable segment routing under router process.
P4(config-router)#exit	Exit router mode.

P5

P5#configure terminal	Enter configure mode.
P5(config)#interface lo	Enter interface mode.
P5(config-if)#ip address 1.1.1.6/32 secondary	Configure the IP address of the interface.
P5(config-if)#ip router isis 1	Make the interface part of the router ISIS 1 instance.
P5(config-if)#prefix-sid index 6	Configure prefix SID index value.
P5(config-if)#exit	Exit interface mode.
P5(config)#interface eth1	Enter interface mode.
P5(config-if)#ip address 10.5.6.2/32 secondary	Configure the IP address of the interface.

P5(config-if)#ip router isis 1	Make the interface part of the router ISIS 1 instance.
P5(config-if)#label-switching	Enable label switching.
P5(config-if)#exit	Exit interface mode.
P5(config)#interface eth3	Enter interface mode.
P5(config-if)#ip address 10.2.6.2/32 secondary	Configure the IP address of the interface.
P5(config-if)#ip router isis 1	Make the interface part of the router ISIS 1 instance.
P5(config-if)#label-switching	Enable label switching.
P5(config-if)#exit	Exit interface mode.
P5(config)#router isis 1	Set the routing process ID .
P5(config-router)#metric-style wide	Configure metric style as wide.
P5(config-router)#net 49.0000.0000.0000.0006.00	Configure Network entity title (NET).
P5(config-router)#mpls traffic-eng router-id 1.1.1.6	Enable MPLS Traffic Engineering under router process.
P5(config-router)#mpls traffic-eng level-1	Enable MPLS Traffic Engineering as level-1.
P5(config-router)#mpls traffic-eng level-2	Enable MPLS Traffic Engineering as level-2.
P5(config-router)#segment-routing mpls	Enable segment routing under router process.
P5(config-router)#exit	Exit router mode.
P5(config)#commit	Commit the candidate configuration to the running configuration.

PE2

PE2#configure terminal	Enter configure mode.
PE2(config)#interface lo	Enter interface mode.
PE2(config-if)#ip address 1.1.1.7/32 secondary	Configure the IP address of the interface.
PE2(config-if)#ip router isis 1	Make the interface part of the router ISIS 1 instance.
PE2(config-if)#prefix-sid index 7	Configure prefix SID index value.
PE2(config-if)#exit	Exit interface mode.
PE2(config)#interface eth3	Enter interface mode.
PE2(config-if)#ip address 10.3.7.2/32 secondary	Configure the IP address of the interface.
PE2(config-if)#ip router isis 1	Make the interface part of the router ISIS 1 instance.
PE2(config-if)#label-switching	Enable label switching.
PE2(config-if)#exit	Exit interface mode.
PE2(config)#router isis 1	Set the routing process ID .
PE2(config-router)#metric-style wide	Configure metric style as wide.
PE2(config-router)#net 49.0000.0000.0000.0007.00	Configure Network entity title (NET).
PE2(config-router)#mpls traffic-eng router-id 1.1.1.7	Enable MPLS Traffic Engineering under router process.
PE2(config-router)#mpls traffic-eng level-1	Enable MPLS Traffic Engineering as level-1.

PE2(config-router)#mpls traffic-eng level-2	Enable MPLS Traffic Engineering as level-2.
PE2(config-router)#segment-routing mpls	Enable segment routing under router process.
PE2(config-router)#exit	Exit router mode.
PE2(config)#commit	Commit the candidate configuration to the running configuration.

Validation 1

P1

P1#show clns neighbors

Total number of L1 adjacencies: 3

Total number of L2 adjacencies: 3

Total number of adjacencies: 6

Tag 1: VRF : default

System Id	Interface	SNPA	State	Holdtime	Type	Protocol
0000.0000.0003	eth2	3c2c.99c9.097f	Up	7	L1	IS-IS
			Up	7	L2	IS-IS
0000.0000.0006	eth3	3c2c.992c.ec83	Up	6	L1	IS-IS
			Up	6	L2	IS-IS
0000.0000.0001	eth1	04f8.f824.d009	Up	19	L1	IS-IS
			Up	19	L2	IS-IS

Validation 2

P1

P1#show isis tilfa pq

IS-IS Level-1 Link State Database:

Node: 0000.0000.0001.00-00

P node: 0000.0000.0004.00-00 primary dist:20

P node: 0000.0000.0005.00-00 primary dist:20

P node: 0000.0000.0007.00-00 primary dist:20

P node: 0000.0000.0003.00-00 primary dist:10

P node: 0000.0000.0006.00-00 primary dist:10

No PQ Node found on backup path

Node: 0000.0000.0003.00-00

P node: 0000.0000.0004.00-00 primary dist:20

P node: 0000.0000.0005.00-00 primary dist:20

P node: 0000.0000.0006.00-00 primary dist:10

P node: 0000.0000.0001.00-00 primary dist:10

Q node: 0000.0000.0004.00-00 primary dist:20

Q node: 0000.0000.0005.00-00 primary dist:20

Q node: 0000.0000.0007.00-00 primary dist:20

PQ Node: 0000.0000.0005.00-00 backup dist:20

Node: 0000.0000.0004.00-00

P node: 0000.0000.0004.00-00 primary dist:20

```

P node: 0000.0000.0005.00-00 primary dist:20
P node: 0000.0000.0006.00-00 primary dist:10
P node: 0000.0000.0001.00-00 primary dist:10
Q node: 0000.0000.0004.00-00 primary dist:20
Q node: 0000.0000.0005.00-00 primary dist:20
Q node: 0000.0000.0007.00-00 primary dist:20
PQ Node: 0000.0000.0005.00-00 backup dist:20

```

Node: 0000.0000.0005.00-00

```

P node: 0000.0000.0004.00-00 primary dist:20
P node: 0000.0000.0005.00-00 primary dist:20
P node: 0000.0000.0007.00-00 primary dist:20
P node: 0000.0000.0003.00-00 primary dist:10
P node: 0000.0000.0001.00-00 primary dist:10
Q node: 0000.0000.0004.00-00 primary dist:20
Q node: 0000.0000.0005.00-00 primary dist:20
PQ Node: 0000.0000.0004.00-00 backup dist:20

```

Node: 0000.0000.0006.00-00

```

P node: 0000.0000.0004.00-00 primary dist:20
P node: 0000.0000.0005.00-00 primary dist:20
P node: 0000.0000.0007.00-00 primary dist:20
P node: 0000.0000.0003.00-00 primary dist:10
P node: 0000.0000.0001.00-00 primary dist:10
Q node: 0000.0000.0004.00-00 primary dist:20
Q node: 0000.0000.0005.00-00 primary dist:20
PQ Node: 0000.0000.0004.00-00 backup dist:20

```

Node: 0000.0000.0007.00-00

```

P node: 0000.0000.0004.00-00 primary dist:20
P node: 0000.0000.0005.00-00 primary dist:20
P node: 0000.0000.0006.00-00 primary dist:10
P node: 0000.0000.0001.00-00 primary dist:10
Q node: 0000.0000.0004.00-00 primary dist:20
Q node: 0000.0000.0005.00-00 primary dist:20
Q node: 0000.0000.0007.00-00 primary dist:20
PQ Node: 0000.0000.0005.00-00 backup dist:20

```

P1#show ip isis route tilfa

```

Tag      : 1  VRF : default
Codes   : L1 - IS-IS level-1, L2 - IS-IS level-2,
          C - Connected Routes, ia - IS-IS inter area

```

1.1.1.1/32

```

L1: Primary Path Nexthop   : 10.1.2.1, eth1
Route ftnix :1  ilmix :5
SR Incoming Label   : 16001
SR outgoing Label   : 3
NO PQ node

```

NO Backup

1.1.1.2/32

C: Primary Path Nexthop : 0.0.0.0, lo
Route ftnix :0 ilmix :1
SR Incoming Label : 16002
No SR outgoing Label
NO PQ node
NO Backup

1.1.1.3/32

L1: Primary Path Nexthop : 10.2.3.2, eth2
Route ftnix :2 ilmix :6
SR Incoming Label : 16003
SR outgoing Label : 3
PQ node : 1.1.1.5
Backup ftnix :10 ilmix :47
Backup outgoing Label : 16003
Bypass_trunk id :2201
Backup out interface : eth3

1.1.1.4/32

L1: Primary Path Nexthop : 10.2.3.2, eth2
Route ftnix :3 ilmix :7
SR Incoming Label : 16004
SR outgoing Label : 16004
PQ node : 1.1.1.5
Backup ftnix :11 ilmix :48
Backup outgoing Label : 16004
Bypass_trunk id :2201
Backup out interface : eth3

Trunk : 2202 :1.1.1.4_nh_10006 ftn_ix : 9 ref_cnt:3
Number Of outgoing label : 1
16004
Nexthop address : 10.2.3.2

1.1.1.5/32

L1: Primary Path Nexthop : 10.2.6.2, eth3
Route ftnix :4 ilmix :8
SR Incoming Label : 16005
SR outgoing Label : 16005
PQ node : 1.1.1.4
Backup ftnix :12 ilmix :49
Backup outgoing Label : 16005
Bypass_trunk id :2202

Backup out interface : eth2

Trunk : 2201 :1.1.1.5_nh_10007 ftn_ix : 8 ref_cnt:4
 Number Of outgoing label : 1
 16005
 Nexthop address : 10.2.6.2

1.1.1.6/32

L1: Primary Path Nexthop : 10.2.6.2, eth3
 Route ftnix :5 ilmix :15
 SR Incoming Label : 16006
 SR outgoing Label : 3
 PQ node : 1.1.1.4
 Backup ftnix :13 ilmix :50
 Backup outgoing Label : 16006
 Bypass_trunk id :2202
 Backup out interface : eth2

1.1.1.7/32

L1: Primary Path Nexthop : 10.2.3.2, eth2
 Route ftnix :6 ilmix :40
 SR Incoming Label : 16007
 SR outgoing Label : 16007
 PQ node : 1.1.1.5
 Backup ftnix :14 ilmix :53
 Backup outgoing Label : 16007
 Bypass_trunk id :2201
 Backup out interface : eth3

P1#

P1#show mpls ilm-table

Codes: > - installed ILM, * - selected ILM, p - stale ILM
 K - CLI ILM, T - MPLS-TP, s - Stitched ILM
 S - SNMP, L - LDP, R - RSVP, C - CRLDP
 B - BGP , K - CLI , V - LDP_VC, I - IGP_SHORTCUT
 O - OSPF/OSPF6 SR, i - ISIS SR, k - SR CLI
 P - SR Policy, U - unknown

Code	FEC/VRF/L2CKT	ILM-ID	In-Label	Out-Label	In-Intf	Out-Intf/VRF	Nexthop	LSP-Type
i>	10.1.2.1/32	2	24960	3	N/A	eth1	10.1.2.1	LSP_DEFAULT
i>	1.1.1.4/32	7	16004	16004	N/A	eth2	10.2.3.2	LSP_DEFAULT
i>	1.1.1.4/32	48	16004	16004	N/A	eth3	10.2.6.2	LSP_DEFAULT
i>	1.1.1.2/32	1	16002	Nolabel	N/A	N/A	127.0.0.1	LSP_DEFAULT
i>	1.1.1.1/32	5	16001	3	N/A	eth1	10.1.2.1	LSP_DEFAULT
i>	1.1.1.3/32	6	16003	3	N/A	eth2	10.2.3.2	LSP_DEFAULT
i>	1.1.1.3/32	47	16003	16003	N/A	eth3	10.2.6.2	LSP_DEFAULT
i>	1.1.1.6/32	15	16006	3	N/A	eth3	10.2.6.2	LSP_DEFAULT
i>	1.1.1.6/32	50	16006	16006	N/A	eth2	10.2.3.2	LSP_DEFAULT
i>	1.1.1.5/32	8	16005	16005	N/A	eth3	10.2.6.2	LSP_DEFAULT
i>	1.1.1.5/32	49	16005	16005	N/A	eth2	10.2.3.2	LSP_DEFAULT
i>	1.1.1.7/32	40	16007	16007	N/A	eth2	10.2.3.2	LSP_DEFAULT
i>	1.1.1.7/32	53	16007	16007	N/A	eth3	10.2.6.2	LSP_DEFAULT

i>	10.2.3.2/32	3	24961	3	N/A	eth2	10.2.3.2	LSP_DEFAULT
i>	10.2.3.2/32	51	24961	16003	N/A	eth3	10.2.6.2	LSP_DEFAULT
i>	10.2.6.2/32	4	24962	3	N/A	eth3	10.2.6.2	LSP_DEFAULT
i>	10.2.6.2/32	52	24962	16006	N/A	eth2	10.2.3.2	LSP_DEFAULT

P1#

P1#show mpls forwarding-table

Codes: > - installed FTN, * - selected FTN, p - stale FTN,
 B - BGP FTN, K - CLI FTN, t - tunnel, P - SR Policy FTN,
 L - LDP FTN, R - RSVP-TE FTN, S - SNMP FTN, I - IGP-Shortcut,
 U - unknown FTN, O - SR-OSPF FTN, i - SR-ISIS FTN, k - SR-CLI FTN

Code	FEC	FTN-ID	Nhlfe-ID	Tunnel-id	Pri	LSP-Type	Out-Label	Out-Intf	ELC	Nexthop
i>	1.1.1.1/32	1	5	0	Yes	LSP_DEFAULT	3	eth1	No	10.1.2.1
i>	1.1.1.3/32	2	3	0	Yes	LSP_DEFAULT	3	eth2	No	10.2.3.2
i>	1.1.1.3/32	10	15	0	No	LSP_DEFAULT	16003	-	No	10.2.6.2
i>	1.1.1.4/32	3	7	0	Yes	LSP_DEFAULT	16004	eth2	No	10.2.3.2
i>	1.1.1.4/32	11	20	0	No	LSP_DEFAULT	16004	-	No	10.2.6.2
i>	1.1.1.4/32	9	13	2202	Yes	LSP_DEFAULT	16004	eth2	No	10.2.3.2
i>	1.1.1.5/32	4	8	0	Yes	LSP_DEFAULT	16005	eth3	No	10.2.6.2
i>	1.1.1.5/32	12	21	0	No	LSP_DEFAULT	16005	-	No	10.2.3.2
i>	1.1.1.5/32	8	12	2201	Yes	LSP_DEFAULT	16005	eth3	No	10.2.6.2
i>	1.1.1.6/32	5	10	0	Yes	LSP_DEFAULT	3	eth3	No	10.2.6.2
i>	1.1.1.6/32	13	22	0	No	LSP_DEFAULT	16006	-	No	10.2.3.2
i>	1.1.1.7/32	6	11	0	Yes	LSP_DEFAULT	16007	eth2	No	10.2.3.2
i>	1.1.1.7/32	14	24	0	No	LSP_DEFAULT	16007	-	No	10.2.6.2
K>	202.1.1.0/24	7	-	-	-	LSP_DEFAULT	-	eth2	No	1.1.1.7

P1#

P1#show mpls ftn-table 1.1.1.4/32

Primary FTN entry with FEC: 1.1.1.4/32, id: 3, row status: Active, Tunnel-Policy: N/A
 Owner: ISIS-SR, distance: 115, Action-type: Redirect to LSP, Exp-bits: 0x0, Incoming DSCP: none

Tunnel id: 0, Protected LSP id: 0, Description: N/A, Color: 0

Cross connect ix: 3, in intf: - in label: 0 out-segment ix: 6

Owner: ISIS-SR, Persistent: No, Admin Status: Up, Oper Status: Up

Out-segment with ix: 6, owner: ISIS-SR, Stale: NO, out intf: eth2, out label: 16004

Nexthop addr: 10.2.3.2 cross connect ix: 3, op code: Push

Non-primary FTN entry with FEC: 1.1.1.4/32, id: 11, row status: Active, Tunnel-Policy: N/A

Owner: ISIS-SR, distance: 115, Action-type: Redirect to Tunnel, Exp-bits: 0x0, Incoming DSCP: none

Tunnel id: 0, Protected LSP id: 0, QoS Resource id: 0, Description: N/A, Color: 0

Cross connect ix: 10, in intf: - in label: 0 out-segment ix: 18

Owner: ISIS-SR, Persistent: No, Admin Status: Up, Oper Status: Up

Out-segment with ix: 18, owner: ISIS-SR, Stale: NO, ISIS-SR out intf: eth3, transport out intf: N/A, out label: 16004

Nexthop addr: 10.2.6.2 cross connect ix: 10, op code: Push and Lookup

bypass_ftn_ix 8

Primary FTN entry with FEC: 1.1.1.4/32, id: 9, row status: Active, Tunnel-Policy: N/A

Owner: ISIS-SR, distance: 115, Action-type: Redirect to Tunnel, Exp-bits: 0x0, Incoming DSCP: none

```
Tunnel id: 2202, Protected LSP id: 0, QoS Resource id: 0, Description: N/A, Color: 0
  Cross connect ix: 3, in intf: - in label: 0 out-segment ix: 6
  Owner: ISIS-SR, Persistent: No, Admin Status: Up, Oper Status: Up
  Out-segment with ix: 6, owner: ISIS-SR, Stale: NO, out intf: eth2, out label:
16004
  Nexthop addr: 10.2.3.2          cross connect ix: 3, op code: Push
```

```
P1#
```

```
P1#show mpls ftn-table 1.1.1.5/32
```

```
Primary FTN entry with FEC: 1.1.1.5/32, id: 4, row status: Active, Tunnel-Policy: N/A
  Owner: ISIS-SR, distance: 115, Action-type: Redirect to LSP, Exp-bits: 0x0, Incoming
DSCP: none
```

```
Tunnel id: 0, Protected LSP id: 0, Description: N/A, Color: 0
  Cross connect ix: 7, in intf: - in label: 0 out-segment ix: 16
  Owner: ISIS-SR, Persistent: No, Admin Status: Up, Oper Status: Up
  Out-segment with ix: 16, owner: OSPF-SR, Stale: NO, out intf: eth3, out label:
16005
  Nexthop addr: 10.2.6.2          cross connect ix: 7, op code: Push
```

```
Non-primary FTN entry with FEC: 1.1.1.5/32, id: 12, row status: Active, Tunnel-Policy:
N/A
```

```
  Owner: ISIS-SR, distance: 115, Action-type: Redirect to Tunnel, Exp-bits: 0x0,
Incoming DSCP: none
  Tunnel id: 0, Protected LSP id: 0, QoS Resource id: 0, Description: N/A, Color: 0
  Cross connect ix: 8, in intf: - in label: 0 out-segment ix: 17
  Owner: ISIS-SR, Persistent: No, Admin Status: Up, Oper Status: Up
  Out-segment with ix: 17, owner: OSPF-SR, Stale: NO, OSPF-SR out intf: eth2,
transport out intf: N/A, out label: 16005
  Nexthop addr: 10.2.3.2          cross connect ix: 8, op code: Push and Lookup
```

```
bypass_ftn_ix 9
```

```
Primary FTN entry with FEC: 1.1.1.5/32, id: 8, row status: Active, Tunnel-Policy: N/A
  Owner: ISIS-SR, distance: 115, Action-type: Redirect to Tunnel, Exp-bits: 0x0,
Incoming DSCP: none
```

```
Tunnel id: 2201, Protected LSP id: 0, QoS Resource id: 0, Description: N/A, Color: 0
  Cross connect ix: 7, in intf: - in label: 0 out-segment ix: 16
  Owner: ISIS-SR, Persistent: No, Admin Status: Up, Oper Status: Up
  Out-segment with ix: 16, owner: OSPF-SR, Stale: NO, out intf: eth3, out label:
16005
  Nexthop addr: 10.2.6.2          cross connect ix: 7, op code: Push
```

```
P1#
```

```
P1#show mpls ftn-table 1.1.1.7/32
```

```
Primary FTN entry with FEC: 1.1.1.7/32, id: 6, row status: Active, Tunnel-Policy: N/A
  Owner: ISIS-SR, distance: 115, Action-type: Redirect to LSP, Exp-bits: 0x0, Incoming
DSCP: none
```

```
Tunnel id: 0, Protected LSP id: 0, Description: N/A, Color: 0
  Cross connect ix: 4, in intf: - in label: 0 out-segment ix: 4
```

```

Owner: ISIS-SR, Persistent: No, Admin Status: Up, Oper Status: Up
Out-segment with ix: 4, owner: ISIS-SR, Stale: NO, out intf: eth2, out label:
16007
Nextthop addr: 10.2.3.2          cross connect ix: 4, op code: Push

Non-primary FTN entry with FEC: 1.1.1.7/32, id: 14, row status: Active, Tunnel-Policy:
N/A
Owner: ISIS-SR, distance: 115, Action-type: Redirect to Tunnel, Exp-bits: 0x0,
Incoming DSCP: none
Tunnel id: 0, Protected LSP id: 0, QoS Resource id: 0, Description: N/A, Color: 0
Cross connect ix: 11, in intf: - in label: 0 out-segment ix: 23
Owner: ISIS-SR, Persistent: No, Admin Status: Up, Oper Status: Up
Out-segment with ix: 23, owner: ISIS-SR, Stale: NO, ISIS-SR out intf: eth3,
transport out intf: N/A, out label: 16007
Nextthop addr: 10.2.6.2          cross connect ix: 11, op code: Push and Lookup

bypass_ftn_ix 8

P1#

```

Topology

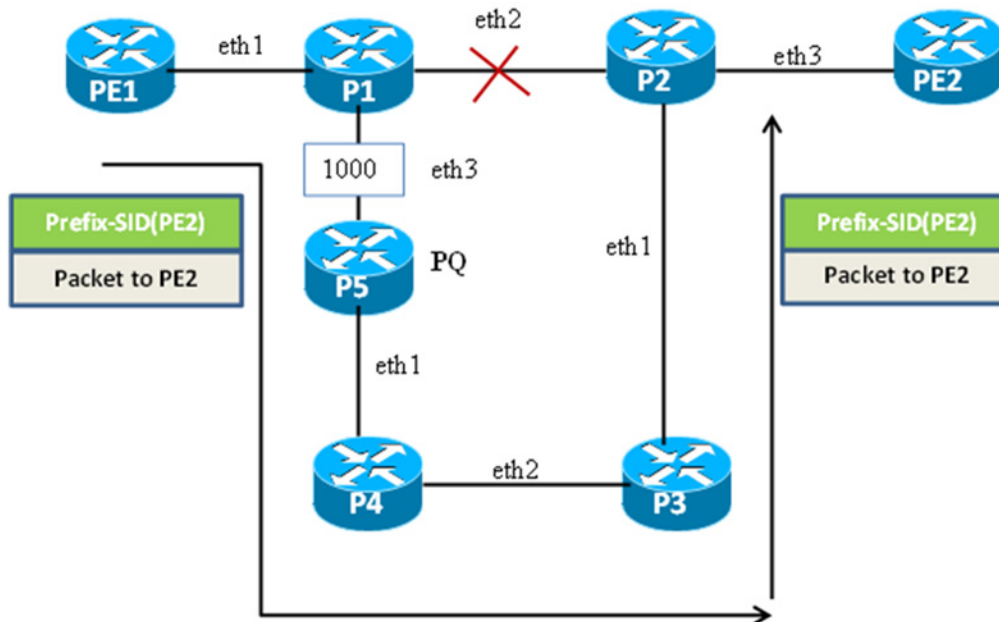


Figure 12-11: TI-LFA FRR path using a PQ Node that is a Direct Neighbor

TI-LFA FRR Path using a Direct Neighbor with OSPF-SR

P1

P1#configure terminal	Enter configure mode.
P1(config)#interface eth3	Enter interface mode.
P1(config-if)#ip ospf cost 1000	Configure the OSPF cost for the interface
P1(config-if)#exit	Exit interface mode.
P1(config)#exit	Exit configure mode

P5

P5#configure terminal	Enter configure mode.
P5(config)#interface eth3	Enter interface mode.
P5(config-if)#ip ospf cost 1000	Configure the OSPF cost for the interface
P5(config-if)#exit	Exit interface mode.
P5(config)#exit	Exit configure mode

Validation

P1

```
P1#show ip ospf tilfa-backup-path
OSPF process 100:
Route [1.1.1.1]
  NO PQ node
Route [1.1.1.2]
  NO PQ node
Route [1.1.1.3]
  PQ-node: 1.1.1.6
Route [1.1.1.4]
  PQ-node: 1.1.1.6
Route [1.1.1.5]
  PQ-node: 1.1.1.6
Route [1.1.1.6]
  PQ-node: 1.1.1.6
Route [1.1.1.7]
  PQ-node: 1.1.1.6
Route [10.1.2.0]
Route [10.2.3.0]
Route [10.2.6.0]
Route [10.3.4.0]
Route [10.3.7.0]
Route [10.4.5.0]
Route [10.5.6.0]
  Neighbor [1.1.1.1]
Neighbor [1.1.1.3]
  PQ-node: 1.1.1.6
```

Neighbor [1.1.1.6]
PQ-node: 1.1.1.3

Displaying vertex-info in tilfa_network table

Vertex [1.1.1.1]
P node: 1.1.1.4 dist: 2
P node: 1.1.1.5 dist: 3
P node: 1.1.1.6 dist: 4
P node: 1.1.1.7 dist: 2
P node: 1.1.1.3 dist: 1
P node: 1.1.1.6 dist: 4

Vertex [1.1.1.2]
No P Nodes
No Q Nodes

Vertex [1.1.1.3]
P node: 1.1.1.1 dist: 1
P node: 1.1.1.3 dist: 1
P node: 1.1.1.4 dist: 2
P node: 1.1.1.5 dist: 3
P node: 1.1.1.7 dist: 2
P node: 1.1.1.6 dist: 4
Q node: 1.1.1.4 dist: 2
Q node: 1.1.1.5 dist: 3
Q node: 1.1.1.6 dist: 4
Q node: 1.1.1.7 dist: 2
PQ-node: 1.1.1.6
Backup out-interface: eth3

Vertex [1.1.1.4]
P node: 1.1.1.1 dist: 1
P node: 1.1.1.3 dist: 1
P node: 1.1.1.4 dist: 2
P node: 1.1.1.5 dist: 3
P node: 1.1.1.7 dist: 2
P node: 1.1.1.6 dist: 4
Q node: 1.1.1.4 dist: 2
Q node: 1.1.1.5 dist: 3
Q node: 1.1.1.6 dist: 4
Q node: 1.1.1.7 dist: 2
PQ-node: 1.1.1.6
Backup out-interface: eth3

Vertex [1.1.1.5]
P node: 1.1.1.1 dist: 1
P node: 1.1.1.3 dist: 1
P node: 1.1.1.4 dist: 2
P node: 1.1.1.5 dist: 3
P node: 1.1.1.7 dist: 2

```

P node: 1.1.1.6 dist: 4
Q node: 1.1.1.4 dist: 2
Q node: 1.1.1.5 dist: 3
Q node: 1.1.1.6 dist: 4
Q node: 1.1.1.7 dist: 2
  PQ-node: 1.1.1.6
  Backup out-interface: eth3

```

Vertex [1.1.1.6]

```

P node: 1.1.1.1 dist: 1
P node: 1.1.1.3 dist: 1
P node: 1.1.1.4 dist: 2
P node: 1.1.1.5 dist: 3
P node: 1.1.1.7 dist: 2
P node: 1.1.1.6 dist: 4
Q node: 1.1.1.4 dist: 2
Q node: 1.1.1.5 dist: 3
Q node: 1.1.1.6 dist: 4
Q node: 1.1.1.7 dist: 2
  PQ-node: 1.1.1.6
  Backup out-interface: eth3

```

Vertex [1.1.1.7]

```

P node: 1.1.1.1 dist: 1
P node: 1.1.1.3 dist: 1
P node: 1.1.1.4 dist: 2
P node: 1.1.1.5 dist: 3
P node: 1.1.1.7 dist: 2
P node: 1.1.1.6 dist: 4
Q node: 1.1.1.4 dist: 2
Q node: 1.1.1.5 dist: 3
Q node: 1.1.1.6 dist: 4
Q node: 1.1.1.7 dist: 2
  PQ-node: 1.1.1.6
  Backup out-interface: eth3

```

```
P1#show ip ospf tilfa-repair-list
```

1.1.1.1/32

```

  Primary Path Metric    :2
  Primary Path Nexthop   : 10.1.2.1, eth1
  Route ftnix:1 ilmix:1
  SR Incoming Label     : 16001
  SR outgoing Label     : 3
  NO PQ node

```

1.1.1.2/32

```

  Primary Path Metric    :1
  Primary Path Nexthop   : 1.1.1.2, lo
  Route ftnix:0 ilmix:0

```

NO PQ node

1.1.1.3/32

Primary Path Metric :2
Primary Path Nexthop : 10.2.3.2, eth2
Route ftnix:2 ilmix:3
SR Incoming Label : 16003
SR outgoing Label : 3
PQ-node: 1.1.1.6

Backup ftnix:9 ilmix:24
Backup outgoing Label : 16003
Bypass_trunk id :103
Backup out interface: eth3

1.1.1.4/32

Primary Path Metric :3
Primary Path Nexthop : 10.2.3.2, eth2
Route ftnix:5 ilmix:8
SR Incoming Label : 16004
SR outgoing Label : 16004
PQ-node: 1.1.1.6

Backup ftnix:10 ilmix:38
Backup outgoing Label : 16004
Bypass_trunk id :103
Backup out interface: eth3

1.1.1.5/32

Primary Path Metric :4
Primary Path Nexthop : 10.2.3.2, eth3
Route ftnix:6 ilmix:15
SR Incoming Label : 16005
SR outgoing Label : 16005
PQ-node: 1.1.1.6

Backup ftnix:11 ilmix:39
Backup outgoing Label : 16005
Bypass_trunk id :103
Backup out interface: eth2

1.1.1.6/32

Primary Path Metric :5
Primary Path Nexthop : 10.2.3.2, eth2
Route ftnix:3 ilmix:4
SR Incoming Label : 16006
SR outgoing Label : 16006
PQ-node: 1.1.1.6

Backup ftnix:12 ilmix:40

Backup outgoing Label : 3
 Bypass_trunk id :103
 Backup out interface: eth3

Bypass-Trunk: 103 Name: 1.1.1.6_nexthop__10007 ftn_ix:14
 ftn_info->trunk_ftn_ix : 14
 Number Of outgoing label 1:
 3
 Nexthop address: 10.2.6.2

1.1.1.7/32

Primary Path Metric :3
 Primary Path Nexthop : 10.2.3.2, eth2
 Route ftnix:4 ilmix:7
 SR Incoming Label : 16007
 SR outgoing Label : 16007
 PQ-node: 1.1.1.6

Backup ftnix:13 ilmix:41
 Backup outgoing Label : 16007
 Bypass_trunk id :103
 Backup out interface: eth3

- 10.1.2.0/24
- 10.2.3.0/24
- 10.2.6.0/24
- 10.3.4.0/24
- 10.3.7.0/24
- 10.4.5.0/24
- 10.5.6.0/24

P1#

P1#show mpls ilm-table

Codes: > - installed ILM, * - selected ILM, p - stale ILM
 K - CLI ILM, T - MPLS-TP, s - Stitched ILM
 S - SNMP, L - LDP, R - RSVP, C - CRLDP
 B - BGP, K - CLI, V - LDP_VC, I - IGP_SHORTCUT
 O - OSPF/OSPF6 SR, i - ISIS SR, k - SR CLI
 P - SR Policy, U - unknown

Code	FEC/VRF/L2CKT	ILM-ID	In-Label	Out-Label	In-Intf	Out-Intf/VRF	Nexthop	LSP-Type
O>	1.1.1.6/32	8	16006	16006	N/A	eth2	10.2.3.2	LSP_DEFAULT
O>	1.1.1.6/32	23	16006	3	N/A	eth3	10.2.6.2	LSP_DEFAULT
O>	1.1.1.4/32	5	16004	16004	N/A	eth2	10.2.3.2	LSP_DEFAULT
O>	1.1.1.4/32	21	16004	16004	N/A	eth3	10.2.6.2	LSP_DEFAULT
O>	1.1.1.3/32	4	16003	3	N/A	eth2	10.2.3.2	LSP_DEFAULT
O>	1.1.1.3/32	20	16003	16003	N/A	eth3	10.2.6.2	LSP_DEFAULT
O>	1.1.1.1/32	1	16001	3	N/A	eth1	10.1.2.1	LSP_DEFAULT
O>	1.1.1.5/32	6	16005	16005	N/A	eth2	10.2.3.2	LSP_DEFAULT
O>	1.1.1.5/32	22	16005	16005	N/A	eth3	10.2.6.2	LSP_DEFAULT
O>	10.1.2.1/32	2	24320	3	N/A	eth1	10.1.2.1	LSP_DEFAULT
O>	1.1.1.7/32	15	16007	16007	N/A	eth2	10.2.3.2	LSP_DEFAULT
O>	1.1.1.7/32	24	16007	16007	N/A	eth3	10.2.6.2	LSP_DEFAULT
O>	10.2.3.2/32	3	24321	3	N/A	eth2	10.2.3.2	LSP_DEFAULT
O>	10.2.3.2/32	17	24321	16003	N/A	eth3	10.2.6.2	LSP_DEFAULT
O>	10.2.6.2/32	7	24322	3	N/A	eth3	10.2.6.2	LSP_DEFAULT
O>	10.2.6.2/32	25	24322	3	N/A	eth2	10.2.3.2	LSP_DEFAULT

P1#

P1#show mpls forwarding-table

Codes: > - installed FTN, * - selected FTN, p - stale FTN,
 B - BGP FTN, K - CLI FTN, t - tunnel, P - SR Policy FTN,
 L - LDP FTN, R - RSVP-TE FTN, S - SNMP FTN, I - IGP-Shortcut,
 U - unknown FTN, O - SR-OSPF FTN, i - SR-ISIS FTN, k - SR-CLI FTN

Code	FEC	FTN-ID	Nhlfe-ID	Tunnel-id	Pri	LSP-Type	Out-Label	Out-Intf	ELC	Nexthop
O>	1.1.1.1/32	1	2	0	Yes	LSP_DEFAULT	3	eth1	No	10.1.2.1
O>	1.1.1.3/32	2	4	0	Yes	LSP_DEFAULT	3	eth2	No	10.2.3.2
O>	1.1.1.3/32	8	11	0	No	LSP_DEFAULT	16003	-	No	10.2.6.2
O>	1.1.1.3/32	6	7	101	Yes	LSP_DEFAULT	3	eth2	No	10.2.3.2
O>	1.1.1.4/32	3	6	0	Yes	LSP_DEFAULT	16004	eth2	No	10.2.3.2
O>	1.1.1.4/32	9	15	0	No	LSP_DEFAULT	16004	-	No	10.2.6.2
O>	1.1.1.5/32	4	8	0	Yes	LSP_DEFAULT	16005	eth2	No	10.2.3.2
O>	1.1.1.5/32	10	18	0	No	LSP_DEFAULT	16005	-	No	10.2.6.2
O>	1.1.1.6/32	5	10	0	Yes	LSP_DEFAULT	16006	eth2	No	10.2.3.2
O>	1.1.1.6/32	11	20	0	No	LSP_DEFAULT	3	eth3	No	10.2.6.2
O>	1.1.1.6/32	15	25	103	Yes	LSP_DEFAULT	3	eth3	No	10.2.6.2
O>	1.1.1.7/32	12	22	0	Yes	LSP_DEFAULT	16007	eth2	No	10.2.3.2
O>	1.1.1.7/32	14	24	0	No	LSP_DEFAULT	16007	-	No	10.2.6.2
K>	202.1.1.0/24	13	-	-	-	LSP_DEFAULT	-	eth2	No	1.1.1.7

P1#

P1#show mpls ftn-table 1.1.1.6/32

Primary FTN entry with FEC: 1.1.1.6/32, id: 5, row status: Active, Tunnel-Policy: N/A
 Owner: OSPF-SR, distance: 110, Action-type: Redirect to Tunnel, Exp-bits: 0x0, Incoming DSCP: none
 Tunnel id: 0, Protected LSP id: 0, QoS Resource id: 0, Description: N/A, Color: 0
 Cross connect ix: 9, in intf: - in label: 0 out-segment ix: 19
 Owner: OSPF-SR, Persistent: No, Admin Status: Up, Oper Status: Up
 Out-segment with ix: 19, owner: OSPF-SR, Stale: NO, OSPF-SR out intf: eth2, transport out intf: N/A, out label: 16006
 Nexthop addr: 10.2.3.2 cross connect ix: 9, op code: Push and Lookup

Non-primary FTN entry with FEC: 1.1.1.6/32, id: 11, row status: Active, Tunnel-Policy: N/A
 Owner: OSPF-SR, distance: 110, Action-type: Redirect to Tunnel, Exp-bits: 0x0, Incoming DSCP: none
 Tunnel id: 0, Protected LSP id: 0, QoS Resource id: 0, Description: N/A, Color: 0
 Cross connect ix: 5, in intf: - in label: 0 out-segment ix: 9
 Owner: N/A, Persistent: No, Admin Status: Up, Oper Status: Up
 Out-segment with ix: 9, owner: N/A, Stale: NO, out intf: eth3, out label: 3
 Nexthop addr: 10.2.6.2 cross connect ix: 5, op code: Push

bypass_ftn_ix 15

Primary FTN entry with FEC: 1.1.1.6/32, id: 15, row status: Active, Tunnel-Policy: N/A
 Owner: OSPF-SR, distance: 110, Action-type: Redirect to Tunnel, Exp-bits: 0x0, Incoming DSCP: none
 Tunnel id: 103, Protected LSP id: 0, QoS Resource id: 0, Description: N/A, Color: 0
 Cross connect ix: 5, in intf: - in label: 0 out-segment ix: 9
 Owner: N/A, Persistent: No, Admin Status: Up, Oper Status: Up
 Out-segment with ix: 9, owner: N/A, Stale: NO, out intf: eth3, out label: 3
 Nexthop addr: 10.2.6.2 cross connect ix: 5, op code: Push

P1#

P1#show mpls ftn-table 1.1.1.7/32

Primary FTN entry with FEC: 1.1.1.7/32, id: 12, row status: Active, Tunnel-Policy: N/A
 Owner: OSPF-SR, distance: 110, Action-type: Redirect to Tunnel, Exp-bits: 0x0, Incoming DSCP: none
 Tunnel id: 0, Protected LSP id: 0, QoS Resource id: 0, Description: N/A, Color: 0
 Cross connect ix: 10, in intf: - in label: 0 out-segment ix: 21
 Owner: OSPF-SR, Persistent: No, Admin Status: Up, Oper Status: Up
 Out-segment with ix: 21, owner: OSPF-SR, Stale: NO, out intf: eth2, out label: 16007
 Nexthop addr: 10.2.3.2 cross connect ix: 10, op code: Push

Non-primary FTN entry with FEC: 1.1.1.7/32, id: 14, row status: Active, Tunnel-Policy: N/A
 Owner: OSPF-SR, distance: 110, Action-type: Redirect to Tunnel, Exp-bits: 0x0, Incoming DSCP: none
 Tunnel id: 0, Protected LSP id: 0, QoS Resource id: 0, Description: N/A, Color: 0
 Cross connect ix: 11, in intf: - in label: 0 out-segment ix: 23
 Owner: OSPF-SR, Persistent: No, Admin Status: Up, Oper Status: Up
 Out-segment with ix: 23, owner: OSPF-SR, Stale: NO, OSPF-SR out intf: eth3, transport out intf: N/A, out label: 16007
 Nexthop addr: 10.2.6.2 cross connect ix: 11, op code: Push and Lookup

```
bypass_ftn_ix 15
```

```
P1#
```

TI-LFA FRR Path using a Direct Neighbor with ISIS-SR

P1

P1#configure terminal	Enter configure mode.
P1(config)#interface eth3	Enter interface mode.
P1(config-if)#isis wide-metric 1000	Configure the ISIS wide-metric for interface
P1(config-if)#exit	Exit interface mode.
P1(config)#exit	Exit configure mode
P1(config)#commit	Commit the candidate configuration to the running configuration.

P5

P5#configure terminal	Enter configure mode.
P5(config)#interface eth3	Enter interface mode.
P5(config-if)#isis wide-metric 1000	Configure the ISIS wide-metric for interface
P5(config-if)#exit	Exit interface mode.
P5(config)#exit	Exit configure mode
P5(config)#commit	Commit the candidate configuration to the running configuration.

Validation

P1

```
P1#show isis tilfa pq
IS-IS Level-1 Link State Database:
Node: 0000.0000.0001.00-00
  P node: 0000.0000.0004.00-00 primary dist:20
  P node: 0000.0000.0005.00-00 primary dist:30
  P node: 0000.0000.0006.00-00 primary dist:40
  P node: 0000.0000.0007.00-00 primary dist:20
  P node: 0000.0000.0003.00-00 primary dist:10
  P node: 0000.0000.0006.00-00 primary dist:40
No PQ Node found on backup path
```

```
Node: 0000.0000.0003.00-00
  P node: 0000.0000.0004.00-00 primary dist:20
  P node: 0000.0000.0005.00-00 primary dist:30
  P node: 0000.0000.0007.00-00 primary dist:20
  P node: 0000.0000.0006.00-00 primary dist:40
  P node: 0000.0000.0001.00-00 primary dist:10
  Q node: 0000.0000.0004.00-00 primary dist:20
```

Q node: 0000.0000.0005.00-00 primary dist:30
Q node: 0000.0000.0006.00-00 primary dist:40
Q node: 0000.0000.0007.00-00 primary dist:20
PQ Node: 0000.0000.0006.00-00 backup dist:1000

Node: 0000.0000.0004.00-00

P node: 0000.0000.0004.00-00 primary dist:20
P node: 0000.0000.0005.00-00 primary dist:30
P node: 0000.0000.0007.00-00 primary dist:20
P node: 0000.0000.0006.00-00 primary dist:40
P node: 0000.0000.0001.00-00 primary dist:10
Q node: 0000.0000.0004.00-00 primary dist:20
Q node: 0000.0000.0005.00-00 primary dist:30
Q node: 0000.0000.0006.00-00 primary dist:40
Q node: 0000.0000.0007.00-00 primary dist:20
PQ Node: 0000.0000.0006.00-00 backup dist:1000

Node: 0000.0000.0005.00-00

P node: 0000.0000.0004.00-00 primary dist:20
P node: 0000.0000.0005.00-00 primary dist:30
P node: 0000.0000.0007.00-00 primary dist:20
P node: 0000.0000.0006.00-00 primary dist:40
P node: 0000.0000.0001.00-00 primary dist:10
Q node: 0000.0000.0004.00-00 primary dist:20
Q node: 0000.0000.0005.00-00 primary dist:30
Q node: 0000.0000.0006.00-00 primary dist:40
Q node: 0000.0000.0007.00-00 primary dist:20
PQ Node: 0000.0000.0006.00-00 backup dist:1000

Node: 0000.0000.0006.00-00

P node: 0000.0000.0004.00-00 primary dist:20
P node: 0000.0000.0005.00-00 primary dist:30
P node: 0000.0000.0007.00-00 primary dist:20
P node: 0000.0000.0006.00-00 primary dist:40
P node: 0000.0000.0001.00-00 primary dist:10
Q node: 0000.0000.0004.00-00 primary dist:20
Q node: 0000.0000.0005.00-00 primary dist:30
Q node: 0000.0000.0006.00-00 primary dist:40
Q node: 0000.0000.0007.00-00 primary dist:20
PQ Node: 0000.0000.0006.00-00 backup dist:1000

Node: 0000.0000.0007.00-00

P node: 0000.0000.0004.00-00 primary dist:20
P node: 0000.0000.0005.00-00 primary dist:30
P node: 0000.0000.0007.00-00 primary dist:20
P node: 0000.0000.0006.00-00 primary dist:40
P node: 0000.0000.0001.00-00 primary dist:10
Q node: 0000.0000.0004.00-00 primary dist:20
Q node: 0000.0000.0005.00-00 primary dist:30
Q node: 0000.0000.0006.00-00 primary dist:40

Q node: 0000.0000.0007.00-00 primary dist:20
PQ Node: 0000.0000.0006.00-00 backup dist:1000

P1# P1#show ip isis route tilfa

Tag : 1 VRF : default
Codes : L1 - IS-IS level-1, L2 - IS-IS level-2,
C - Connected Routes, ia - IS-IS inter area

1.1.1.1/32

L1: Primary Path Nexthop : 10.1.2.1, eth1
Route ftnix :1 ilmix :5
SR Incoming Label : 16001
SR outgoing Label : 3
NO PQ node
NO Backup

1.1.1.2/32

C: Primary Path Nexthop : 0.0.0.0, lo
Route ftnix :0 ilmix :1
SR Incoming Label : 16002
No SR outgoing Label
NO PQ node
NO Backup

1.1.1.3/32

L1: Primary Path Nexthop : 10.2.3.2, eth2
Route ftnix :2 ilmix :6
SR Incoming Label : 16003
SR outgoing Label : 3
PQ node : 1.1.1.6
Backup ftnix :10 ilmix :47
Backup outgoing Label : 16003
Bypass_trunk id :2203
Backup out interface : eth3

1.1.1.4/32

L1: Primary Path Nexthop : 10.2.3.2, eth2
Route ftnix :3 ilmix :7
SR Incoming Label : 16004
SR outgoing Label : 16004
PQ node : 1.1.1.6
Backup ftnix :11 ilmix :48
Backup outgoing Label : 16004
Bypass_trunk id :2203
Backup out interface : eth3

1.1.1.5/32

```

L1: Primary Path Nexthop   : 10.2.3.2, eth2
  Route ftnix :4  ilmix :8
  SR Incoming Label   : 16005
  SR outgoing Label   : 16005
  PQ node : 1.1.1.6
  Backup ftnix :12  ilmix :49
  Backup outgoing Label : 16005
  Bypass_trunk id :2203
  Backup out interface : eth3

```

1.1.1.6/32

```

L1: Primary Path Nexthop   : 10.2.3.2, eth2
  Route ftnix :5  ilmix :15
  SR Incoming Label   : 16006
  SR outgoing Label   : 16006
  PQ node : 1.1.1.6
  Backup ftnix :13  ilmix :50
  Backup outgoing Label : 16006
  Bypass_trunk id :2203
  Backup out interface : eth3

```

```

Trunk : 2203 :1.1.1.6_nh_10007  ftn_ix : 15 ref_cnt:7
Number Of outgoing label : 1
  16006
Nexthop address : 10.2.6.2

```

1.1.1.7/32

```

L1: Primary Path Nexthop   : 10.2.3.2, eth2
  Route ftnix :6  ilmix :40
  SR Incoming Label   : 16007
  SR outgoing Label   : 16007
  PQ node : 1.1.1.6
  Backup ftnix :14  ilmix :53
  Backup outgoing Label : 16007
  Bypass_trunk id :2203
  Backup out interface : eth3

```

Pl#

Pl#show mpls ilm-table

```

Codes: > - installed ILM, * - selected ILM, p - stale ILM
        K - CLI ILM, T - MPLS-TP, s - Stitched ILM
        S - SNMP, L - LDP, R - RSVP, C - CRLDP
        B - BGP, K - CLI, V - LDP_VC, I - IGP_SHORTCUT
        O - OSPF/OSPF6 SR, i - ISIS SR, k - SR CLI
        P - SR Policy, U - unknown

```

Code	FEC/VRF/L2CKT	ILM-ID	In-Label	Out-Label	In-Intf	Out-Intf/VRF	Nexthop	LSP-Type
i>	10.1.2.1/32	2	24960	3	N/A	eth1	10.1.2.1	LSP_DEFAULT
i>	1.1.1.4/32	7	16004	16004	N/A	eth2	10.2.3.2	LSP_DEFAULT
i>	1.1.1.4/32	48	16004	16004	N/A	eth3	10.2.6.2	LSP_DEFAULT
i>	1.1.1.2/32	1	16002	NoLabel	N/A	N/A	127.0.0.1	LSP_DEFAULT

i>	1.1.1.1/32	5	16001	3	N/A	eth1	10.1.2.1	LSP_DEFAULT
i>	1.1.1.3/32	6	16003	3	N/A	eth2	10.2.3.2	LSP_DEFAULT
i>	1.1.1.3/32	47	16003	16003	N/A	eth3	10.2.6.2	LSP_DEFAULT
i>	1.1.1.6/32	15	16006	16006	N/A	eth2	10.2.3.2	LSP_DEFAULT
i>	1.1.1.6/32	50	16006	16006	N/A	eth3	10.2.6.2	LSP_DEFAULT
i>	1.1.1.5/32	8	16005	16005	N/A	eth2	10.2.3.2	LSP_DEFAULT
i>	1.1.1.5/32	49	16005	16005	N/A	eth3	10.2.6.2	LSP_DEFAULT
i>	1.1.1.7/32	40	16007	16007	N/A	eth2	10.2.3.2	LSP_DEFAULT
i>	1.1.1.7/32	53	16007	16007	N/A	eth3	10.2.6.2	LSP_DEFAULT
i>	10.2.3.2/32	3	24961	3	N/A	eth2	10.2.3.2	LSP_DEFAULT
i>	10.2.3.2/32	54	24961	16003	N/A	eth3	10.2.6.2	LSP_DEFAULT
i>	10.2.6.2/32	4	24962	3	N/A	eth3	10.2.6.2	LSP_DEFAULT
i>	10.2.6.2/32	55	24962	16006	N/A	eth2	10.2.6.2	LSP_DEFAULT

Pl#

Pl#show mpls forwarding-table

Codes: > - installed FTN, * - selected FTN, p - stale FTN,
 B - BGP FTN, K - CLI FTN, t - tunnel, P - SR Policy FTN,
 L - LDP FTN, R - RSVP-TE FTN, S - SNMP FTN, I - IGP-Shortcut,
 U - unknown FTN, O - SR-OSPF FTN, i - SR-ISIS FTN, k - SR-CLI FTN

Code	FEC	FTN-ID	Nhife-ID	Tunnel-id	Pri	LSP-Type	Out-Label	Out-Intf	ELC	Nexthop
i>	1.1.1.1/32	1	5	0	Yes	LSP_DEFAULT	3	eth1	No	10.1.2.1
i>	1.1.1.3/32	2	3	0	Yes	LSP_DEFAULT	3	eth2	No	10.2.3.2
i>	1.1.1.3/32	10	15	0	No	LSP_DEFAULT	16003	-	No	10.2.6.2
i>	1.1.1.4/32	3	7	0	Yes	LSP_DEFAULT	16004	eth2	No	10.2.3.2
i>	1.1.1.4/32	11	20	0	No	LSP_DEFAULT	16004	-	No	10.2.6.2
i>	1.1.1.5/32	4	8	0	Yes	LSP_DEFAULT	16005	eth2	No	10.2.3.2
i>	1.1.1.5/32	12	21	0	No	LSP_DEFAULT	16005	eth3	No	10.2.6.2
i>	1.1.1.6/32	5	10	0	Yes	LSP_DEFAULT	16006	eth2	No	10.2.3.2
i>	1.1.1.6/32	13	22	0	No	LSP_DEFAULT	16006	eth3	No	10.2.6.2
i>	1.1.1.6/32	15	26	2203	Yes	LSP_DEFAULT	16006	eth3	No	10.2.6.2
i>	1.1.1.7/32	6	11	0	Yes	LSP_DEFAULT	16007	eth2	No	10.2.3.2
i>	1.1.1.7/32	14	24	0	No	LSP_DEFAULT	16007	-	No	10.2.6.2
K>	202.1.1.0/24	7	-	-	-	LSP_DEFAULT	-	eth2	No	1.1.1.7

Pl#show mpls ftn-table 1.1.1.6/32

Primary FTN entry with FEC: 1.1.1.6/32, id: 5, row status: Active, Tunnel-Policy: N/A
 Owner: ISIS-SR, distance: 115, Action-type: Redirect to LSP, Exp-bits: 0x0, Incoming DSCP: none

Tunnel id: 0, Protected LSP id: 0, Description: N/A, Color: 0

Cross connect ix: 9, in intf: - in label: 0 out-segment ix: 19

Owner: ISIS-SR, Persistent: No, Admin Status: Up, Oper Status: Up

Out-segment with ix: 19, owner: OSPF-SR, Stale: NO, OSPF-SR out intf: eth2, transport out intf: N/A, out label: 16006

Nexthop addr: 10.2.3.2 cross connect ix: 9, op code: Push and Lookup

Non-primary FTN entry with FEC: 1.1.1.6/32, id: 13, row status: Active, Tunnel-Policy: N/A

Owner: ISIS-SR, distance: 115, Action-type: Redirect to Tunnel, Exp-bits: 0x0, Incoming DSCP: none

Tunnel id: 0, Protected LSP id: 0, QoS Resource id: 0, Description: N/A, Color: 0

Cross connect ix: 12, in intf: - in label: 0 out-segment ix: 25

Owner: ISIS-SR, Persistent: No, Admin Status: Up, Oper Status: Up

Out-segment with ix: 25, owner: ISIS-SR, Stale: NO, out intf: eth3, out label: 16006

Nexthop addr: 10.2.6.2 cross connect ix: 12, op code: Push

bypass_ftn_ix 15

Primary FTN entry with FEC: 1.1.1.6/32, id: 15, row status: Active, Tunnel-Policy: N/A

Owner: ISIS-SR, distance: 115, Action-type: Redirect to Tunnel, Exp-bits: 0x0, Incoming DSCP: none

Tunnel id: 2203, Protected LSP id: 0, QoS Resource id: 0, Description: N/A, Color: 0
Cross connect ix: 12, in intf: - in label: 0 out-segment ix: 25
Owner: ISIS-SR, Persistent: No, Admin Status: Up, Oper Status: Up
Out-segment with ix: 25, owner: ISIS-SR, Stale: NO, out intf: eth3, out label:
16006
Nexthop addr: 10.2.6.2 cross connect ix: 12, op code: Push

P1#

P1#show mpls ftn-table 1.1.1.7/32

Primary FTN entry with FEC: 1.1.1.7/32, id: 6, row status: Active, Tunnel-Policy: N/A
Owner: ISIS-SR, distance: 115, Action-type: Redirect to LSP, Exp-bits: 0x0, Incoming
DSCP: none

Tunnel id: 0, Protected LSP id: 0, Description: N/A, Color: 0
Cross connect ix: 4, in intf: - in label: 0 out-segment ix: 4
Owner: ISIS-SR, Persistent: No, Admin Status: Up, Oper Status: Up
Out-segment with ix: 4, owner: ISIS-SR, Stale: NO, out intf: eth2, out label:
16007
Nexthop addr: 10.2.3.2 cross connect ix: 4, op code: Push

Non-primary FTN entry with FEC: 1.1.1.7/32, id: 14, row status: Active, Tunnel-Policy:
N/A

Owner: ISIS-SR, distance: 115, Action-type: Redirect to Tunnel, Exp-bits: 0x0,
Incoming DSCP: none

Tunnel id: 0, Protected LSP id: 0, QoS Resource id: 0, Description: N/A, Color: 0
Cross connect ix: 11, in intf: - in label: 0 out-segment ix: 23
Owner: ISIS-SR, Persistent: No, Admin Status: Up, Oper Status: Up
Out-segment with ix: 23, owner: ISIS-SR, Stale: NO, ISIS-SR out intf: eth3,
transport out intf: N/A, out label: 16007
Nexthop addr: 10.2.6.2 cross connect ix: 11, op code: Push and Lookup

bypass_ftn_ix 15

P1#

Topology

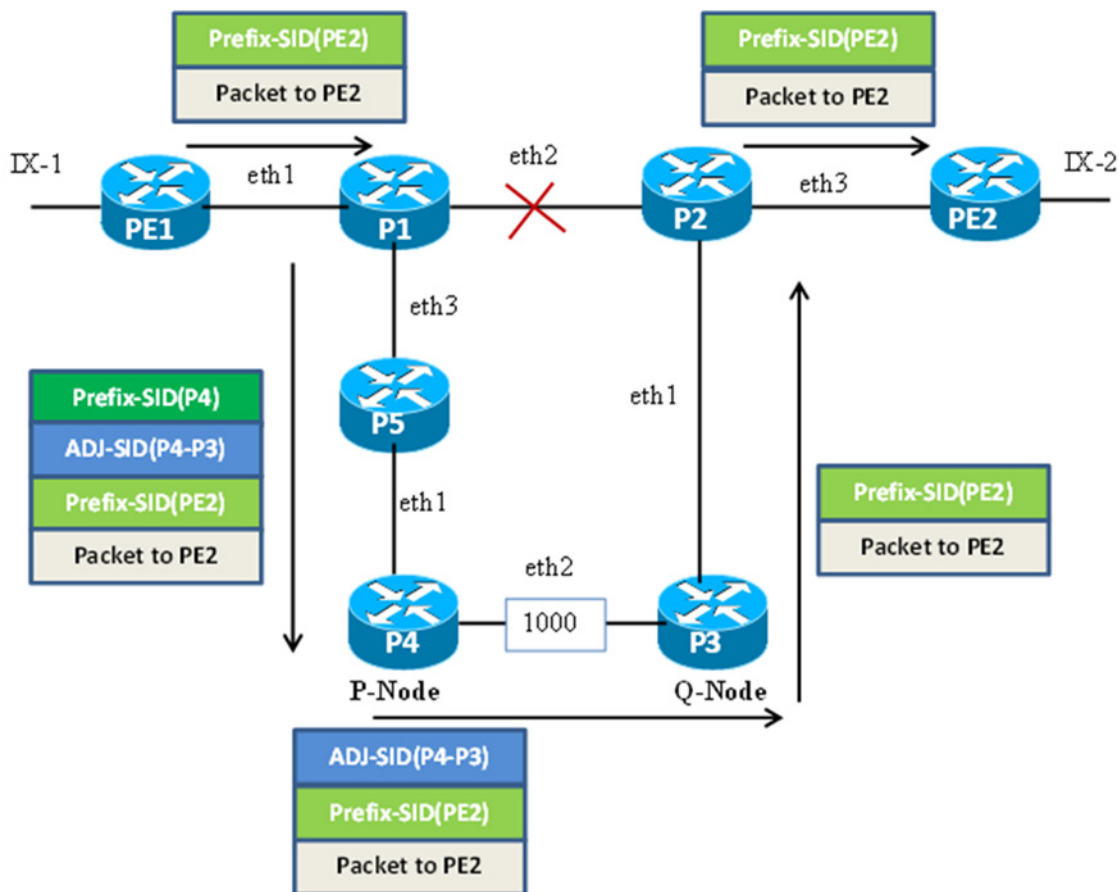


Figure 12-12: TI-LFA FRR path using Adjacent P and Q Nodes

TI-LFA FRR Path using Adjacent P and Q nodes with OSPF-SR

P4

P4#configure terminal	Enter configure mode.
P4(config)#interface eth2	Enter interface mode.
P4(config-if)# ip ospf cost 1000	Configure the OSPF cost of the interface
P4(config-if)#exit	Exit interface mode.
P4(config)#exit	Exit configure mode
P4(config)#commit	Commit the candidate configuration to the running configuration.

P3

P3#configure terminal	Enter configure mode.
P3(config)#interface eth2	Enter interface mode.

P3(config-if)# ip ospf cost 1000	Configure the OSPF cost of the interface
P3(config-if)#exit	Exit interface mode.
P3(config)#exit	Exit configure mode
P3(config)#commit	Commit the candidate configuration to the running configuration.

Validation

P1

```
P1#show ip ospf tilfa-backup-path
```

```
OSPF process 100:
Route [1.1.1.1]
  NO PQ node
Route [1.1.1.2]
Route [1.1.1.3]
  P-node: 1.1.1.5    Q-node: 1.1.1.4
Route [1.1.1.4]
  P-node: 1.1.1.5    Q-node: 1.1.1.4
Route [1.1.1.5]
  P-node: 1.1.1.4    Q-node: 1.1.1.5
Route [1.1.1.6]
  P-node: 1.1.1.4    Q-node: 1.1.1.5
Route [1.1.1.7]
  P-node: 1.1.1.5    Q-node: 1.1.1.4
Route [10.1.2.0]
Route [10.2.3.0]
Route [10.2.6.0]
Route [10.3.4.0]
Route [10.3.7.0]
Route [10.4.5.0]
Route [10.5.6.0]
Neighbor [1.1.1.1]
Neighbor [1.1.1.3]
  P-node: 1.1.1.5    Q-node: 1.1.1.4
Neighbor [1.1.1.6]
  P-node: 1.1.1.4    Q-node: 1.1.1.5
```

```
Displaying vertex-info in tilfa_network table
```

```
Vertex [1.1.1.1]
  P node: 1.1.1.4 dist: 2
  P node: 1.1.1.7 dist: 2
  P node: 1.1.1.3 dist: 1
  P node: 1.1.1.5 dist: 2
  P node: 1.1.1.6 dist: 1
```

```
Vertex [1.1.1.2]
  No P Nodes
  No Q Nodes
```

Vertex [1.1.1.3]
P node: 1.1.1.1 dist: 1
P node: 1.1.1.5 dist: 2
P node: 1.1.1.6 dist: 1
Q node: 1.1.1.4 dist: 2
Q node: 1.1.1.7 dist: 2
P-node: 1.1.1.5 Q-node: 1.1.1.4
Backup out-interface: eth3

Vertex [1.1.1.4]
P node: 1.1.1.1 dist: 1
P node: 1.1.1.5 dist: 2
P node: 1.1.1.6 dist: 1
Q node: 1.1.1.4 dist: 2
Q node: 1.1.1.7 dist: 2
P-node: 1.1.1.5 Q-node: 1.1.1.4
Backup out-interface: eth3

Vertex [1.1.1.5]
P node: 1.1.1.1 dist: 1
P node: 1.1.1.4 dist: 2
P node: 1.1.1.7 dist: 2
P node: 1.1.1.3 dist: 1
Q node: 1.1.1.5 dist: 2
P-node: 1.1.1.4 Q-node: 1.1.1.5
Backup out-interface: eth2

Vertex [1.1.1.6]
P node: 1.1.1.1 dist: 1
P node: 1.1.1.4 dist: 2
P node: 1.1.1.7 dist: 2
P node: 1.1.1.3 dist: 1
Q node: 1.1.1.5 dist: 2
P-node: 1.1.1.4 Q-node: 1.1.1.5
Backup out-interface: eth2

Vertex [1.1.1.7]
P node: 1.1.1.1 dist: 1
P node: 1.1.1.5 dist: 2
P node: 1.1.1.6 dist: 1
Q node: 1.1.1.4 dist: 2
Q node: 1.1.1.7 dist: 2
P-node: 1.1.1.5 Q-node: 1.1.1.4
Backup out-interface: eth3

P1# P1#show ip ospf tilfa-repair-list

1.1.1.1/32
Primary Path Metric :2
Primary Path Nexthop : 10.1.2.1, eth1

```
Route ftnix:1 ilmix:1
SR Incoming Label   : 16001
SR outgoing Label   : 3
NO PQ node
```

```
1.1.1.2/32
```

```
1.1.1.3/32
```

```
Primary Path Metric   :2
Primary Path Nexthop   : 10.2.3.2, eth2
Route ftnix:2 ilmix:4
SR Incoming Label     : 16003
SR outgoing Label     : 3
P-node: 1.1.1.5   Q-node: 1.1.1.4
```

```
Backup ftnix:8 ilmix:33
Backup outgoing Label   : 16003
Bypass_trunk id :101
Backup out interface: eth3
```

```
1.1.1.4/32
```

```
Primary Path Metric   :3
Primary Path Nexthop   : 10.2.3.2, eth2
Route ftnix:3 ilmix:5
SR Incoming Label     : 16004
SR outgoing Label     : 16004
P-node: 1.1.1.5   Q-node: 1.1.1.4
```

```
Backup ftnix:9 ilmix:34
Backup outgoing Label   : 16004
Bypass_trunk id :101
Backup out interface: eth3
```

```
Bypass-Trunk: 102 Name: 1.1.1.4_1.1.1.5_nexthop__10006 ftn_ix:7
ftn_info->trunk_ftn_ix   : 7
Number Of outgoing label 2:
  16004
  24321
Nexthop address: 10.2.3.2
```

```
1.1.1.5/32
```

```
Primary Path Metric   :3
Primary Path Nexthop   : 10.2.6.2, eth3
Route ftnix:4 ilmix:6
SR Incoming Label     : 16005
SR outgoing Label     : 16005
P-node: 1.1.1.4   Q-node: 1.1.1.5
```

```
Backup ftnix:10 ilmix:35
Backup outgoing Label   : 16005
Bypass_trunk id :102
```

Backup out interface: eth2

Bypass-Trunk: 101 Name: 1.1.1.5_1.1.1.4_nexthop__10007 ftn_ix:6
 ftn_info->trunk_ftn_ix : 6
 Number Of outgoing label 2:
 16005
 24320
 Nexthop address: 10.2.6.2

1.1.1.6/32

Primary Path Metric :2
 Primary Path Nexthop : 10.2.6.2, eth3
 Route ftnix:5 ilmix:8
 SR Incoming Label : 16006
 SR outgoing Label : 3
 P-node: 1.1.1.4 Q-node: 1.1.1.5

Backup ftnix:11 ilmix:36
 Backup outgoing Label : 16006
 Bypass_trunk id :102
 Backup out interface: eth2

1.1.1.7/32

Primary Path Metric :3
 Primary Path Nexthop : 10.2.3.2, eth2
 Route ftnix:12 ilmix:15
 SR Incoming Label : 16007
 SR outgoing Label : 16007
 P-node: 1.1.1.5 Q-node: 1.1.1.4

Backup ftnix:14 ilmix:37
 Backup outgoing Label : 16007
 Bypass_trunk id :101
 Backup out interface: eth3

10.1.2.0/24

10.2.3.0/24

10.2.6.0/24

10.3.4.0/24

10.3.7.0/24

10.4.5.0/24

10.5.6.0/24

P1#

P1#show mpls ilm-table

Codes: > - installed ILM, * - selected ILM, p - stale ILM
 K - CLI ILM, T - MPLS-TP, s - Stitched ILM
 S - SNMP, L - LDP, R - RSVP, C - CRLDP
 B - BGP, K - CLI, V - LDP_VC, I - IGP_SHORTCUT
 O - OSPF/OSPF6 SR, i - ISIS SR, k - SR CLI
 P - SR Policy, U - unknown

Code	FEC/VRF/L2CKT	ILM-ID	In-Label	Out-Label	In-Intf	Out-Intf/VRF	Nexthop	LSP-Type
O>	1.1.1.6/32	8	16006	3	N/A	eth3	10.2.6.2	LSP_DEFAULT
O>	1.1.1.6/32	36	16006	16006	N/A	eth2	10.2.3.2	LSP_DEFAULT
O>	1.1.1.4/32	5	16004	16004	N/A	eth2	10.2.3.2	LSP_DEFAULT

```

O> 1.1.1.4/32      34      16004      16004      N/A      eth3      10.2.6.2      LSP_DEFAULT
O> 1.1.1.3/32      4        16003      3          N/A      eth2      10.2.3.2      LSP_DEFAULT
O> 1.1.1.3/32      33       16003      16003      N/A      eth3      10.2.6.2      LSP_DEFAULT
O> 1.1.1.1/32      1        16001      3          N/A      eth1      10.1.2.1      LSP_DEFAULT
O> 1.1.1.5/32      6        16005      16005      N/A      eth3      10.2.6.2      LSP_DEFAULT
O> 1.1.1.5/32      35       16005      16005      N/A      eth2      10.2.3.2      LSP_DEFAULT
O> 10.1.2.1/32     2        24320      3          N/A      eth1      10.1.2.1      LSP_DEFAULT
O> 1.1.1.7/32      15       16007      16007      N/A      eth2      10.2.3.2      LSP_DEFAULT
O> 1.1.1.7/32      37       16007      16007      N/A      eth3      10.2.6.2      LSP_DEFAULT
O> 10.2.3.2/32     3        24321      3          N/A      eth2      10.2.3.2      LSP_DEFAULT
O> 10.2.3.2/32     38       24321      16003      N/A      eth3      10.2.6.2      LSP_DEFAULT
O> 10.2.6.2/32     7        24322      3          N/A      eth3      10.2.6.2      LSP_DEFAULT
O> 10.2.6.2/32     39       24322      16006      N/A      eth2      10.2.3.2      LSP_DEFAULT

```

P1#

P1#show mpls ilm-table

```

Codes: > - installed ILM, * - selected ILM, p - stale ILM
       K - CLI ILM, T - MPLS-TP, s - Stitched ILM
       S - SNMP, L - LDP, R - RSVP, C - CRLDP
       B - BGP, K - CLI, V - LDP_VC, I - IGP_SHORTCUT
       O - OSPF/OSPF6 SR, i - ISIS SR, k - SR CLI
       P - SR Policy, U - unknown

```

Code	FEC/VRF/L2CKT	ILM-ID	In-Label	Out-Label	In-Intf	Out-Intf/VRF	Nexthop	LSP-Type
O>	10.1.2.1/32	2	24320	3	N/A	eth1	10.1.2.1	LSP_DEFAULT
O>	1.1.1.4/32	8	16004	16004	N/A	eth2	10.2.3.2	LSP_DEFAULT
O>	1.1.1.4/32	60	16004	16004	N/A	eth3	10.2.6.2	LSP_DEFAULT
O>	1.1.1.3/32	3	16003	3	N/A	eth2	10.2.3.2	LSP_DEFAULT
O>	1.1.1.3/32	59	16003	16003	N/A	eth3	10.2.6.2	LSP_DEFAULT
O>	1.1.1.1/32	1	16001	3	N/A	eth1	10.1.2.1	LSP_DEFAULT
O>	1.1.1.6/32	4	16006	3	N/A	eth3	10.2.6.2	LSP_DEFAULT
O>	1.1.1.6/32	62	16006	16006	N/A	eth2	10.2.3.2	LSP_DEFAULT
O>	1.1.1.5/32	15	16005	16005	N/A	eth3	10.2.6.2	LSP_DEFAULT
O>	1.1.1.5/32	61	16005	16005	N/A	eth2	10.2.3.2	LSP_DEFAULT
O>	1.1.1.7/32	7	16007	16007	N/A	eth2	10.2.3.2	LSP_DEFAULT
O>	1.1.1.7/32	63	16007	16007	N/A	eth3	10.2.6.2	LSP_DEFAULT
O>	10.2.3.2/32	5	24321	3	N/A	eth2	10.2.3.2	LSP_DEFAULT
O>	10.2.3.2/32	64	24321	16003	N/A	eth3	10.2.6.2	LSP_DEFAULT
O>	10.2.6.2/32	6	24322	3	N/A	eth3	10.2.6.2	LSP_DEFAULT
O>	10.2.6.2/32	65	24322	16006	N/A	eth2	10.2.3.2	LSP_DEFAULT

P#

P1#show mpls forwarding-table

```

Codes: > - installed FTN, * - selected FTN, p - stale FTN,
       B - BGP FTN, K - CLI FTN, t - tunnel, P - SR Policy FTN,
       L - LDP FTN, R - RSVP-TE FTN, S - SNMP FTN, I - IGP-Shortcut,
       U - unknown FTN, O - SR-OSPF FTN, i - SR-ISIS FTN, k - SR-CLI FTN

```

Code	FEC	FTN-ID	Nhlife-ID	Tunnel-id	Pri	LSP-Type	Out-Label	Out-Intf	ELC	Nexthop
O>	1.1.1.1/32	1	2	0	Yes	LSP_DEFAULT	3	eth1	No	10.1.2.1
O>	1.1.1.3/32	2	4	0	Yes	LSP_DEFAULT	3	eth2	No	10.2.3.2
O>	1.1.1.3/32	8	13	0	No	LSP_DEFAULT	16003	-	No	10.2.6.2
O>	1.1.1.4/32	3	6	0	Yes	LSP_DEFAULT	16004	eth2	No	10.2.3.2
O>	1.1.1.4/32	9	15	0	No	LSP_DEFAULT	16004	-	No	10.2.6.2
O>	1.1.1.4/32	7	11	102	Yes	LSP_DEFAULT	16004	eth2	No	10.2.3.2
O>	1.1.1.5/32	4	8	0	Yes	LSP_DEFAULT	16005	eth3	No	10.2.6.2
O>	1.1.1.5/32	10	18	0	No	LSP_DEFAULT	16005	-	No	10.2.3.2
O>	1.1.1.5/32	6	7	101	Yes	LSP_DEFAULT	16005	-	No	10.2.6.2
O>	1.1.1.6/32	5	10	0	Yes	LSP_DEFAULT	3	eth3	No	10.2.6.2
O>	1.1.1.6/32	11	20	0	No	LSP_DEFAULT	16006	-	No	10.2.3.2
O>	1.1.1.7/32	12	22	0	Yes	LSP_DEFAULT	16007	eth2	No	10.2.3.2
O>	1.1.1.7/32	14	24	0	No	LSP_DEFAULT	16007	-	No	10.2.6.2
K>	202.1.1.0/24	13	-	-	-	LSP_DEFAULT	-	eth2	No	1.1.1.7

P1#

P1#show mpls ftn-table 1.1.1.5/32

```

Primary FTN entry with FEC: 1.1.1.5/32, id: 4, row status: Active, Tunnel-Policy: N/A
Owner: OSPF-SR, distance: 110, Action-type: Redirect to Tunnel, Exp-bits: 0x0, Incoming DSCP: none
Tunnel id: 0, Protected LSP id: 0, QoS Resource id: 0, Description: N/A, Color: 0
Cross connect ix: 7, in intf: - in label: 0 out-segment ix: 16
Owner: OSPF-SR, Persistent: No, Admin Status: Up, Oper Status: Up
Out-segment with ix: 16, owner: OSPF-SR, Stale: NO, OSPF-SR out intf: eth3, transport out intf: N/A, out label: 16005
Nexthop addr: 10.2.6.2      cross connect ix: 7, op code: Push and Lookup

```

```
Non-primary FTN entry with FEC: 1.1.1.5/32, id: 10, row status: Active, Tunnel-Policy: N/A
Owner: OSPF-SR, distance: 110, Action-type: Redirect to Tunnel, Exp-bits: 0x0, Incoming DSCP: none
Tunnel id: 0, Protected LSP id: 0, QoS Resource id: 0, Description: N/A, Color: 0
  Cross connect ix: 8, in intf: - in label: 0 out-segment ix: 17
  Owner: OSPF-SR, Persistent: No, Admin Status: Up, Oper Status: Up
  Out-segment with ix: 17, owner: OSPF-SR, Stale: NO, OSPF-SR out intf: eth2, transport out intf: N/A, out label: 16005
  Nexthop addr: 10.2.3.2      cross connect ix: 8, op code: Push and Lookup

bypass_ftn_ix 7

Primary FTN entry with FEC: 1.1.1.5/32, id: 6, row status: Active, Tunnel-Policy: N/A
Owner: OSPF-SR, distance: 110, Action-type: Redirect to Tunnel, Exp-bits: 0x0, Incoming DSCP: none
Tunnel id: 101, Protected LSP id: 0, QoS Resource id: 0, Description: N/A, Color: 0
  Cross connect ix: 7, in intf: - in label: 0 out-segment ix: 16
  Owner: OSPF-SR, Persistent: No, Admin Status: Up, Oper Status: Up
  Out-segment with ix: 16, owner: OSPF-SR, Stale: NO, OSPF-SR out intf: eth3, transport out intf: N/A, out label:
16005\24320
  Nexthop addr: 10.2.6.2      cross connect ix: 7, op code: Push and Lookup

Pl#

Pl#show mpls ftn-table 1.1.1.4/32
Primary FTN entry with FEC: 1.1.1.4/32, id: 3, row status: Active, Tunnel-Policy: N/A
Owner: OSPF-SR, distance: 110, Action-type: Redirect to Tunnel, Exp-bits: 0x0, Incoming DSCP: none
Tunnel id: 0, Protected LSP id: 0, QoS Resource id: 0, Description: N/A, Color: 0
  Cross connect ix: 3, in intf: - in label: 0 out-segment ix: 5
  Owner: OSPF-SR, Persistent: No, Admin Status: Up, Oper Status: Up
  Out-segment with ix: 5, owner: OSPF-SR, Stale: NO, out intf: eth2, out label: 16004
  Nexthop addr: 10.2.3.2      cross connect ix: 3, op code: Push

Non-primary FTN entry with FEC: 1.1.1.4/32, id: 9, row status: Active, Tunnel-Policy: N/A
Owner: OSPF-SR, distance: 110, Action-type: Redirect to Tunnel, Exp-bits: 0x0, Incoming DSCP: none
Tunnel id: 0, Protected LSP id: 0, QoS Resource id: 0, Description: N/A, Color: 0
  Cross connect ix: 6, in intf: - in label: 0 out-segment ix: 14
  Owner: OSPF-SR, Persistent: No, Admin Status: Up, Oper Status: Up
  Out-segment with ix: 14, owner: OSPF-SR, Stale: NO, OSPF-SR out intf: eth3, transport out intf: N/A, out label: 16004
  Nexthop addr: 10.2.6.2      cross connect ix: 6, op code: Push and Lookup

bypass_ftn_ix 6

Primary FTN entry with FEC: 1.1.1.4/32, id: 7, row status: Active, Tunnel-Policy: N/A
Owner: OSPF-SR, distance: 110, Action-type: Redirect to Tunnel, Exp-bits: 0x0, Incoming DSCP: none
Tunnel id: 102, Protected LSP id: 0, QoS Resource id: 0, Description: N/A, Color: 0
  Cross connect ix: 3, in intf: - in label: 0 out-segment ix: 5
  Owner: OSPF-SR, Persistent: No, Admin Status: Up, Oper Status: Up
  Out-segment with ix: 5, owner: OSPF-SR, Stale: NO, out intf: eth2, out label: 16004\24321
  Nexthop addr: 10.2.3.2      cross connect ix: 3, op code: Push

Pl#

Pl#show mpls ftn-table 1.1.1.7/32
Primary FTN entry with FEC: 1.1.1.7/32, id: 12, row status: Active, Tunnel-Policy: N/A
Owner: OSPF-SR, distance: 110, Action-type: Redirect to Tunnel, Exp-bits: 0x0, Incoming DSCP: none
Tunnel id: 0, Protected LSP id: 0, QoS Resource id: 0, Description: N/A, Color: 0
  Cross connect ix: 10, in intf: - in label: 0 out-segment ix: 21
  Owner: OSPF-SR, Persistent: No, Admin Status: Up, Oper Status: Up
  Out-segment with ix: 21, owner: OSPF-SR, Stale: NO, out intf: eth2, out label: 16007
  Nexthop addr: 10.2.3.2      cross connect ix: 10, op code: Push

Non-primary FTN entry with FEC: 1.1.1.7/32, id: 14, row status: Active, Tunnel-Policy: N/A
Owner: OSPF-SR, distance: 110, Action-type: Redirect to Tunnel, Exp-bits: 0x0, Incoming DSCP: none
Tunnel id: 0, Protected LSP id: 0, QoS Resource id: 0, Description: N/A, Color: 0
  Cross connect ix: 11, in intf: - in label: 0 out-segment ix: 23
  Owner: OSPF-SR, Persistent: No, Admin Status: Up, Oper Status: Up
  Out-segment with ix: 23, owner: OSPF-SR, Stale: NO, OSPF-SR out intf: eth3, transport out intf: N/A, out label: 16007
```


Nexthop addr: 10.2.6.2 cross connect ix: 11, op code: Push and Lookup

bypass_ftn_ix 6

P1#

TI-LFA FRR Path using Adjacent P and Q nodes with ISIS-SR

P4

P4#configure terminal	Enter configure mode.
P4(config)#interface eth2	Enter interface mode.
P4(config-if)#isis wide-metric 1000	Configure the ISIS wide-metric for the interface
P4(config-if)#exit	Exit interface mode.
P4(config)#exit	Exit configure mode
P4(config)#commit	Commit the candidate configuration to the running configuration.

P3

P3#configure terminal	Enter configure mode.
P3(config)#interface eth2	Enter interface mode.
P3(config-if)#isis wide-metric 1000	Configure the ISIS wide-metric for the interface
P3(config-if)#exit	Exit interface mode.
P3(config)#exit	Exit configure mode
P3(config)#commit	Commit the candidate configuration to the running configuration.

Validation

P1

P1#show isis tilfa pq

IS-IS Level-1 Link State Database:

Node: 0000.0000.0001.00-00

P node: 0000.0000.0004.00-00 primary dist:20

P node: 0000.0000.0007.00-00 primary dist:20

P node: 0000.0000.0003.00-00 primary dist:10

P node: 0000.0000.0005.00-00 primary dist:20

P node: 0000.0000.0006.00-00 primary dist:10

No PQ Node found on backup path

Node: 0000.0000.0003.00-00

P node: 0000.0000.0005.00-00 primary dist:20

P node: 0000.0000.0006.00-00 primary dist:10

P node: 0000.0000.0001.00-00 primary dist:10

Q node: 0000.0000.0004.00-00 primary dist:20

Q node: 0000.0000.0007.00-00 primary dist:20

```
P-Node: 0000.0000.0005.00-00 backup dist:20
Q-Node: 0000.0000.0004.00-00 backup dist:1020
```

```
Node: 0000.0000.0004.00-00
  P node: 0000.0000.0005.00-00 primary dist:20
  P node: 0000.0000.0006.00-00 primary dist:10
  P node: 0000.0000.0001.00-00 primary dist:10
  Q node: 0000.0000.0004.00-00 primary dist:20
  Q node: 0000.0000.0007.00-00 primary dist:20
P-Node: 0000.0000.0005.00-00 backup dist:20
Q-Node: 0000.0000.0004.00-00 backup dist:1020
```

```
Node: 0000.0000.0005.00-00
  P node: 0000.0000.0004.00-00 primary dist:20
  P node: 0000.0000.0007.00-00 primary dist:20
  P node: 0000.0000.0003.00-00 primary dist:10
  P node: 0000.0000.0001.00-00 primary dist:10
  Q node: 0000.0000.0005.00-00 primary dist:20
P-Node: 0000.0000.0004.00-00 backup dist:20
Q-Node: 0000.0000.0005.00-00 backup dist:1020
```

```
Node: 0000.0000.0006.00-00
  P node: 0000.0000.0004.00-00 primary dist:20
  P node: 0000.0000.0007.00-00 primary dist:20
  P node: 0000.0000.0003.00-00 primary dist:10
  P node: 0000.0000.0001.00-00 primary dist:10
  Q node: 0000.0000.0005.00-00 primary dist:20
P-Node: 0000.0000.0004.00-00 backup dist:20
Q-Node: 0000.0000.0005.00-00 backup dist:1020
```

```
Node: 0000.0000.0007.00-00
  P node: 0000.0000.0005.00-00 primary dist:20
  P node: 0000.0000.0006.00-00 primary dist:10
  P node: 0000.0000.0001.00-00 primary dist:10
  Q node: 0000.0000.0004.00-00 primary dist:20
  Q node: 0000.0000.0007.00-00 primary dist:20
P-Node: 0000.0000.0005.00-00 backup dist:20
Q-Node: 0000.0000.0004.00-00 backup dist:1020
```

```
P1#
```

```
P1#show ip isis route tilfa
```

```
Tag   : 1 VRF : default
Codes : L1 - IS-IS level-1, L2 - IS-IS level-2,
        C - Connected Routes, ia - IS-IS inter area
```

```
1.1.1.1/32
```

```
L1: Primary Path Nextthop : 10.1.2.1, eth1
Route ftnix :1 ilmix :5
```

SR Incoming Label : 16001
SR outgoing Label : 3
NO PQ node
NO Backup

1.1.1.2/32

C: Primary Path Nexthop : 0.0.0.0, lo
Route ftnix :0 ilmixon :1
SR Incoming Label : 16002
No SR outgoing Label
NO PQ node
NO Backup

1.1.1.3/32

L1: Primary Path Nexthop : 10.2.3.2, eth2
Route ftnix :2 ilmixon :6
SR Incoming Label : 16003
SR outgoing Label : 3
P node : 1.1.1.5
Q node : 1.1.1.4
Backup ftnix :10 ilmixon :47
Backup outgoing Label : 16003
Bypass_trunk id :2203
Backup out interface : eth3

1.1.1.4/32

L1: Primary Path Nexthop : 10.2.3.2, eth2
Route ftnix :3 ilmixon :7
SR Incoming Label : 16004
SR outgoing Label : 16004
P node : 1.1.1.5
Q node : 1.1.1.4
Backup ftnix :11 ilmixon :48
Backup outgoing Label : 16004
Bypass_trunk id :2203
Backup out interface : eth3

Trunk : 2204 :1.1.1.4_1.1.1.5_nh_10006 ftn_ix : 16 ref_cnt:3
Number Of outgoing label : 2
16004
24960
Nexthop address : 10.2.3.2

1.1.1.5/32

L1: Primary Path Nexthop : 10.2.6.2, eth3
Route ftnix :4 ilmixon :8

```

SR Incoming Label   : 16005
SR outgoing Label   : 16005
P node : 1.1.1.4
Q node : 1.1.1.5
Backup ftnix :12   ilmix :49
Backup outgoing Label   : 16005
Bypass_trunk id :2204
Backup out interface : eth2

Trunk : 2203 :1.1.1.5_1.1.1.4_nh_10007   ftn_ix : 15 ref_cnt:4
Number Of outgoing label : 2
    16005
    24961
Nexthop address : 10.2.6.2
    
```

1.1.1.6/32

```

L1: Primary Path Nexthop   : 10.2.6.2, eth3
Route ftnix :5   ilmix :15
SR Incoming Label   : 16006
SR outgoing Label   : 3
P node : 1.1.1.4
Q node : 1.1.1.5
Backup ftnix :13   ilmix :50
Backup outgoing Label   : 16006
Bypass_trunk id :2204
Backup out interface : eth2
    
```

1.1.1.7/32

```

L1: Primary Path Nexthop   : 10.2.3.2, eth2
Route ftnix :6   ilmix :40
SR Incoming Label   : 16007
SR outgoing Label   : 16007
P node : 1.1.1.5
Q node : 1.1.1.4
Backup ftnix :14   ilmix :53
Backup outgoing Label   : 16007
Bypass_trunk id :2203
Backup out interface : eth3
    
```

P1#

```

P1# show mpls ilm-table
Codes: > - installed ILM, * - selected ILM, p - stale ILM
      K - CLI ILM, T - MPLS-TP, s - Stitched ILM
      S - SNMP, L - LDP, R - RSVP, C - CRLDP
      B - BGP, K - CLI, V - LDP_VC, I - IGP_SHORTCUT
      O - OSPF/OSPF6 SR, i - ISIS SR, k - SR CLI
      P - SR Policy, U - unknown
    
```

Code	FEC/VRF/L2CKT	ILM-ID	In-Label	Out-Label	In-Intf	Out-Intf/VRF	Nexthop	LSP-Type
i>	10.1.2.1/32	2	24960	3	N/A	eth1	10.1.2.1	LSP_DEFAULT

i>	1.1.1.4/32	7	16004	16004	N/A	eth2	10.2.3.2	LSP_DEFAULT
i>	1.1.1.4/32	48	16004	16004	N/A	eth3	10.2.6.2	LSP_DEFAULT
i>	1.1.1.2/32	1	16002	Nolabel	N/A	N/A	127.0.0.1	LSP_DEFAULT
i>	1.1.1.1/32	5	16001	3	N/A	eth1	10.1.2.1	LSP_DEFAULT
i>	1.1.1.3/32	6	16003	3	N/A	eth2	10.2.3.2	LSP_DEFAULT
i>	1.1.1.3/32	47	16003	16003	N/A	eth3	10.2.6.2	LSP_DEFAULT
i>	1.1.1.6/32	15	16006	3	N/A	eth3	10.2.6.2	LSP_DEFAULT
i>	1.1.1.6/32	50	16006	16006	N/A	eth2	10.2.3.2	LSP_DEFAULT
i>	1.1.1.5/32	8	16005	16005	N/A	eth3	10.2.6.2	LSP_DEFAULT
i>	1.1.1.5/32	49	16005	16005	N/A	eth2	10.2.3.2	LSP_DEFAULT
i>	1.1.1.7/32	40	16007	16007	N/A	eth2	10.2.3.2	LSP_DEFAULT
i>	1.1.1.7/32	53	16007	16007	N/A	eth3	10.2.6.2	LSP_DEFAULT
i>	10.2.3.2/32	3	24961	3	N/A	eth2	10.2.3.2	LSP_DEFAULT
i>	10.2.3.2/32	60	24961	16003	N/A	eth3	10.2.6.2	LSP_DEFAULT
i>	10.2.6.2/32	4	24962	3	N/A	eth3	10.2.6.2	LSP_DEFAULT
i>	10.2.6.2/32	61	24962	16006	N/A	eth2	10.2.3.2	LSP_DEFAULT

Pl#

Pl#show mpls forwarding-table

Codes: > - installed FTN, * - selected FTN, p - stale FTN,
 B - BGP FTN, K - CLI FTN, t - tunnel, P - SR Policy FTN,
 L - LDP FTN, R - RSVP-TE FTN, S - SNMP FTN, I - IGP-Shortcut,
 U - unknown FTN, O - SR-OSPF FTN, i - SR-ISIS FTN, k - SR-CLI FTN

Code	FEC	FTN-ID	Nhlfe-ID	Tunnel-id	Pri	LSP-Type	Out-Label	Out-Intf	ELC	Nexthop
i>	1.1.1.1/32	1	5	0	Yes	LSP_DEFAULT	3	eth1	No	10.1.2.1
i>	1.1.1.3/32	2	3	0	Yes	LSP_DEFAULT	3	eth2	No	10.2.3.2
i>	1.1.1.3/32	10	15	0	No	LSP_DEFAULT	16003	-	No	10.2.6.2
i>	1.1.1.4/32	3	7	0	Yes	LSP_DEFAULT	16004	eth2	No	10.2.3.2
i>	1.1.1.4/32	11	20	0	No	LSP_DEFAULT	16004	-	No	10.2.6.2
i>	1.1.1.4/32	16	26	2204	Yes	LSP_DEFAULT	16004	eth2	No	10.2.3.2
i>	1.1.1.5/32	4	8	0	Yes	LSP_DEFAULT	16005	eth3	No	10.2.6.2
i>	1.1.1.5/32	12	21	0	No	LSP_DEFAULT	16005	-	No	10.2.3.2
i>	1.1.1.5/32	15	25	2203	Yes	LSP_DEFAULT	16005	eth3	No	10.2.6.2
i>	1.1.1.6/32	5	10	0	Yes	LSP_DEFAULT	3	eth3	No	10.2.6.2
i>	1.1.1.6/32	13	22	0	No	LSP_DEFAULT	16006	-	No	10.2.3.2
i>	1.1.1.7/32	6	11	0	Yes	LSP_DEFAULT	16007	eth2	No	10.2.3.2
i>	1.1.1.7/32	14	24	0	No	LSP_DEFAULT	16007	-	No	10.2.6.2
K>	202.1.1.0/24	7	-	-	-	LSP_DEFAULT	-	eth2	No	1.1.1.7

Pl#

Pl#show mpls ftn-table

Primary FTN entry with FEC: 1.1.1.1/32, id: 1, row status: Active, Tunnel-Policy: N/A
 Owner: ISIS-SR, distance: 115, Action-type: Redirect to LSP, Exp-bits: 0x0, Incoming DSCP: none
 Tunnel id: 0, Protected LSP id: 0, Description: N/A, Color: 0
 Cross connect ix: 1, in intf: - in label: 0 out-segment ix: 1
 Owner: N/A, Persistent: No, Admin Status: Up, Oper Status: Up
 Out-segment with ix: 1, owner: N/A, Stale: NO, out intf: eth1, out label: 3
 Nexthop addr: 10.1.2.1 cross connect ix: 1, op code: Push

Primary FTN entry with FEC: 1.1.1.3/32, id: 2, row status: Active, Tunnel-Policy: N/A
 Owner: ISIS-SR, distance: 115, Action-type: Redirect to LSP, Exp-bits: 0x0, Incoming DSCP: none
 Tunnel id: 0, Protected LSP id: 0, Description: N/A, Color: 0
 Cross connect ix: 2, in intf: - in label: 0 out-segment ix: 2
 Owner: N/A, Persistent: No, Admin Status: Up, Oper Status: Up
 Out-segment with ix: 2, owner: N/A, Stale: NO, out intf: eth2, out label: 3
 Nexthop addr: 10.2.3.2 cross connect ix: 2, op code: Push

Non-primary FTN entry with FEC: 1.1.1.3/32, id: 10, row status: Active, Tunnel-Policy: N/A
 Owner: ISIS-SR, distance: 115, Action-type: Redirect to Tunnel, Exp-bits: 0x0, Incoming DSCP: none
 Tunnel id: 0, Protected LSP id: 0, QoS Resource id: 0, Description: N/A, Color: 0
 Cross connect ix: 6, in intf: - in label: 0 out-segment ix: 14
 Owner: ISIS-SR, Persistent: No, Admin Status: Up, Oper Status: Up
 Out-segment with ix: 14, owner: ISIS-SR, Stale: NO, ISIS-SR out intf: eth3, transport out intf: N/A, out label: 16003
 Nexthop addr: 10.2.6.2 cross connect ix: 6, op code: Push and Lookup

bypass_ftn_ix 15

Primary FTN entry with FEC: 1.1.1.4/32, id: 3, row status: Active, Tunnel-Policy: N/A
 Owner: ISIS-SR, distance: 115, Action-type: Redirect to LSP, Exp-bits: 0x0, Incoming DSCP: none

```
Tunnel id: 0, Protected LSP id: 0, Description: N/A, Color: 0
  Cross connect ix: 3, in intf: - in label: 0 out-segment ix: 6
  Owner: ISIS-SR, Persistent: No, Admin Status: Up, Oper Status: Up
  Out-segment with ix: 6, owner: ISIS-SR, Stale: NO, out intf: eth2, out label: 16004
  Nexthop addr: 10.2.3.2      cross connect ix: 3, op code: Push

Non-primary FTN entry with FEC: 1.1.1.4/32, id: 11, row status: Active, Tunnel-Policy: N/A
Owner: ISIS-SR, distance: 115, Action-type: Redirect to Tunnel, Exp-bits: 0x0, Incoming DSCP: none
Tunnel id: 0, Protected LSP id: 0, QoS Resource id: 0, Description: N/A, Color: 0
  Cross connect ix: 10, in intf: - in label: 0 out-segment ix: 18
  Owner: ISIS-SR, Persistent: No, Admin Status: Up, Oper Status: Up
  Out-segment with ix: 18, owner: ISIS-SR, Stale: NO, ISIS-SR out intf: eth3, transport out intf: N/A, out label: 16004
  Nexthop addr: 10.2.6.2      cross connect ix: 10, op code: Push and Lookup

bypass_ftn_ix 15

Primary FTN entry with FEC: 1.1.1.4/32, id: 16, row status: Active, Tunnel-Policy: N/A
Owner: ISIS-SR, distance: 115, Action-type: Redirect to Tunnel, Exp-bits: 0x0, Incoming DSCP: none
Tunnel id: 2204, Protected LSP id: 0, QoS Resource id: 0, Description: N/A, Color: 0
  Cross connect ix: 3, in intf: - in label: 0 out-segment ix: 6
  Owner: ISIS-SR, Persistent: No, Admin Status: Up, Oper Status: Up
  Out-segment with ix: 6, owner: ISIS-SR, Stale: NO, out intf: eth2, out label: 16004\24960
  Nexthop addr: 10.2.3.2      cross connect ix: 3, op code: Push

Primary FTN entry with FEC: 1.1.1.5/32, id: 4, row status: Active, Tunnel-Policy: N/A
Owner: ISIS-SR, distance: 115, Action-type: Redirect to LSP, Exp-bits: 0x0, Incoming DSCP: none
Tunnel id: 0, Protected LSP id: 0, Description: N/A, Color: 0
  Cross connect ix: 7, in intf: - in label: 0 out-segment ix: 16
  Owner: ISIS-SR, Persistent: No, Admin Status: Up, Oper Status: Up
  Out-segment with ix: 16, owner: OSPF-SR, Stale: NO, out intf: eth3, out label: 16005
  Nexthop addr: 10.2.6.2      cross connect ix: 7, op code: Push

Non-primary FTN entry with FEC: 1.1.1.5/32, id: 12, row status: Active, Tunnel-Policy: N/A
Owner: ISIS-SR, distance: 115, Action-type: Redirect to Tunnel, Exp-bits: 0x0, Incoming DSCP: none
Tunnel id: 0, Protected LSP id: 0, QoS Resource id: 0, Description: N/A, Color: 0
  Cross connect ix: 8, in intf: - in label: 0 out-segment ix: 17
  Owner: ISIS-SR, Persistent: No, Admin Status: Up, Oper Status: Up
  Out-segment with ix: 17, owner: OSPF-SR, Stale: NO, OSPF-SR out intf: eth2, transport out intf: N/A, out label: 16005
  Nexthop addr: 10.2.3.2      cross connect ix: 8, op code: Push and Lookup

bypass_ftn_ix 16

Primary FTN entry with FEC: 1.1.1.5/32, id: 15, row status: Active, Tunnel-Policy: N/A
Owner: ISIS-SR, distance: 115, Action-type: Redirect to Tunnel, Exp-bits: 0x0, Incoming DSCP: none
Tunnel id: 2203, Protected LSP id: 0, QoS Resource id: 0, Description: N/A, Color: 0
  Cross connect ix: 7, in intf: - in label: 0 out-segment ix: 16
  Owner: ISIS-SR, Persistent: No, Admin Status: Up, Oper Status: Up
  Out-segment with ix: 16, owner: OSPF-SR, Stale: NO, out intf: eth3, out label: 16005\24961
  Nexthop addr: 10.2.6.2      cross connect ix: 7, op code: Push

Primary FTN entry with FEC: 1.1.1.6/32, id: 5, row status: Active, Tunnel-Policy: N/A
Owner: ISIS-SR, distance: 115, Action-type: Redirect to LSP, Exp-bits: 0x0, Incoming DSCP: none
Tunnel id: 0, Protected LSP id: 0, Description: N/A, Color: 0
  Cross connect ix: 5, in intf: - in label: 0 out-segment ix: 9
  Owner: N/A, Persistent: No, Admin Status: Up, Oper Status: Up
  Out-segment with ix: 9, owner: N/A, Stale: NO, out intf: eth3, out label: 3
  Nexthop addr: 10.2.6.2      cross connect ix: 5, op code: Push

Non-primary FTN entry with FEC: 1.1.1.6/32, id: 13, row status: Active, Tunnel-Policy: N/A
Owner: ISIS-SR, distance: 115, Action-type: Redirect to Tunnel, Exp-bits: 0x0, Incoming DSCP: none
Tunnel id: 0, Protected LSP id: 0, QoS Resource id: 0, Description: N/A, Color: 0
  Cross connect ix: 9, in intf: - in label: 0 out-segment ix: 19
  Owner: ISIS-SR, Persistent: No, Admin Status: Up, Oper Status: Up
  Out-segment with ix: 19, owner: OSPF-SR, Stale: NO, OSPF-SR out intf: eth2, transport out intf: N/A, out label: 16006
  Nexthop addr: 10.2.3.2      cross connect ix: 9, op code: Push and Lookup
```

```
bypass_ftn_ix 16
```

```
Primary FTN entry with FEC: 1.1.1.7/32, id: 6, row status: Active, Tunnel-Policy: N/A
Owner: ISIS-SR, distance: 115, Action-type: Redirect to LSP, Exp-bits: 0x0, Incoming DSCP: none
Tunnel id: 0, Protected LSP id: 0, Description: N/A, Color: 0
Cross connect ix: 4, in intf: - in label: 0 out-segment ix: 4
  Owner: ISIS-SR, Persistent: No, Admin Status: Up, Oper Status: Up
  Out-segment with ix: 4, owner: ISIS-SR, Stale: NO, out intf: eth2, out label: 16007
Nexthop addr: 10.2.3.2      cross connect ix: 4, op code: Push
```

```
Non-primary FTN entry with FEC: 1.1.1.7/32, id: 14, row status: Active, Tunnel-Policy: N/A
Owner: ISIS-SR, distance: 115, Action-type: Redirect to Tunnel, Exp-bits: 0x0, Incoming DSCP: none
Tunnel id: 0, Protected LSP id: 0, QoS Resource id: 0, Description: N/A, Color: 0
Cross connect ix: 11, in intf: - in label: 0 out-segment ix: 23
  Owner: ISIS-SR, Persistent: No, Admin Status: Up, Oper Status: Up
  Out-segment with ix: 23, owner: ISIS-SR, Stale: NO, ISIS-SR out intf: eth3, transport out intf: N/A, out label: 16007
Nexthop addr: 10.2.6.2      cross connect ix: 11, op code: Push and Lookup
```

```
bypass_ftn_ix 15
```

```
Primary FTN entry with FEC: 202.1.1.0/24, id: 7, row status: Active, Tunnel-Policy: N/A
Owner: CLI, distance: 115, Action-type: Redirect to LSP, Exp-bits: 0x0, Incoming DSCP: none
Transport Tunnel id: 0, Protected LSP id: 0, Description: N/A, Color: 0
Cross connect ix: 4, in intf: - in label: 0 out-segment ix: 4
  Owner: ISIS-SR, Persistent: No, Admin Status: Up, Oper Status: Up
  Out-segment with ix: 4, owner: ISIS-SR, Stale: NO, out intf: eth2, out label: 16007
Nexthop addr: 10.2.3.2      cross connect ix: 4, op code: Push
```

```
P1#
```

TI-LFA FRR for SR-Policy

The active segment of a packet (ie., the top label of the packet as seen by the receiving router) that is being forwarded using an SR-policy can be protected upon failure of its primary outgoing interface by enabling FRR for the SR-policy.

P1

P1#configure terminal	Enter configure mode
P1(config)#segment-routing	Configuring segment-routing
P1(config-sr)#traffic-engineering	Segment Routing traffic engineering
P1(config-sr-te)#segment-list p5-p4-pe2	Configure a segment-list
P1(config-sr-sl)#index 10 segment-type-1 16006	Configure the segment-list entry with index 10 and label as prefix-sid of P5
P1(config-sr-sl)#index 20 segment-type-1 16005	Configure the segment-list entry with index 10 and label as prefix-sid of P4
P1(config-sr-sl)#index 30 segment-type-1 16007	Configure the segment-list entry with index 10 and label as prefix-sid of PE2
P1(config-sr-sl)#exit-sr-sl	Exit segment-routing segment-list mode
P1(config-sr-te)#policy to-pe2	Configure an SR-policy
P1(config-sr-pol)#color 11 end-point 1.1.1.7	Configure SR-policy with key ie., color and end-point
P1(config-sr-pol)#candidate-path 11	Configure a candidate-path for the SR-policy

P1(config-sr-pol-cp)#preference 100	Configure the preference value for the candidate-path
P1(config-sr-pol-cp)#explicit segment-list p5-p4-pe2	Configure the candidate-path as explicit-path with segment-list
P1(config-sr-pol-cp)#exit-pol-cp	Exit from SR policy candidate path configuration mode
P1(config-sr-pol)#exit-sr-pol	Exit from SR policy configuration mode
P1(config-sr-te)#policy-fast-reroute-enable	Enable segment-routing policy fast-reroute
P1(config-sr-te)#exit	Exit segment-routing mode
P1(config)#exit	Exit configure terminal mode
P1(config)#commit	Commit the candidate configuration to the running configuration.

Validation

P1

```
P1#show mpls forwarding-table 1.1.1.7/32
```

```
Codes: > - installed FTN, * - selected FTN, p - stale FTN,
        B - BGP FTN, K - CLI FTN, t - tunnel, P - SR Policy FTN,
        L - LDP FTN, R - RSVP-TE FTN, S - SNMP FTN, I - IGP-Shortcut,
        U - unknown FTN, O - SR-OSPF FTN, i - SR-ISIS FTN, k - SR-CLI FTN
```

Code	FEC	FTN-ID	Nhlfe-ID	Tunnel-id	Pri	LSP-Type	Out-Label	Out-Intf	ELC	Nexthop
P>	1.1.1.7/32	8	13	1	Yes	LSP_DEFAULT	3	eth3	No	10.2.6.2
P>	1.1.1.7/32	9	24	1	No	LSP_DEFAULT	16006	-	No	10.2.3.2
i	1.1.1.7/32	6	4	0	Yes	LSP_DEFAULT	16007	eth2	No	10.2.3.2
i	1.1.1.7/32	14	23	0	No	LSP_DEFAULT	16007	-	No	10.2.6.2

```
P1#
```

```
P1#show mpls ftn-table 1.1.1.7/32
```

```
Primary FTN entry with FEC: 1.1.1.7/32, id: 8, row status: Active, Tunnel-Policy: N/A
Owner: SR_POLICY, distance: 0, Action-type: Redirect to Tunnel, Exp-bits: 0x0, Incoming DSCP: none
Tunnel id: 1, Protected LSP id: 0, QoS Resource id: 0, Description: N/A, Color: 0
  Cross connect ix: 12, in intf: - in label: 0 out-segment ix: 12
  Owner: N/A, Persistent: No, Admin Status: Up, Oper Status: Up
  Out-segment with ix: 12, owner: N/A, Stale: NO, out intf: eth3, out label: 3\16005\16007
  Nexthop addr: 10.2.6.2          cross connect ix: 12, op code: Push

Non-primary FTN entry with FEC: 1.1.1.7/32, id: 9, row status: Active, Tunnel-Policy: N/A
Owner: SR_POLICY, distance: 0, Action-type: Redirect to Tunnel, Exp-bits: 0x0, Incoming DSCP: none
Tunnel id: 1, Protected LSP id: 0, QoS Resource id: 0, Description: N/A, Color: 0
  Cross connect ix: 13, in intf: - in label: 0 out-segment ix: 11
  Owner: SR_POLICY, Persistent: No, Admin Status: Up, Oper Status: Up
  Out-segment with ix: 11, owner: SR_POLICY, Stale: NO, SR_POLICY out intf: eth2, transport out intf: N/A, out label:
16006\16005\16007
  Nexthop addr: 10.2.3.2          cross connect ix: 13, op code: Push and Lookup

bypass_ftn_ix 16
```

```
Primary FTN entry with FEC: 1.1.1.7/32, id: 6, row status: Active, Tunnel-Policy: N/A
Owner: ISIS-SR, distance: 115, Action-type: Redirect to LSP, Exp-bits: 0x0, Incoming DSCP: none
Tunnel id: 0, Protected LSP id: 0, Description: N/A, Color: 0
  Cross connect ix: 4, in intf: - in label: 0 out-segment ix: 4
  Owner: ISIS-SR, Persistent: No, Admin Status: Down, Oper Status: Down
  Out-segment with ix: 4, owner: ISIS-SR, Stale: NO, out intf: eth2, out label: 16007
  Nexthop addr: 10.2.3.2          cross connect ix: 4, op code: Push
```

```
Non-primary FTN entry with FEC: 1.1.1.7/32, id: 14, row status: Active, Tunnel-Policy: N/A
Owner: ISIS-SR, distance: 115, Action-type: Redirect to Tunnel, Exp-bits: 0x0, Incoming DSCP: none
Tunnel id: 0, Protected LSP id: 0, QoS Resource id: 0, Description: N/A, Color: 0
  Cross connect ix: 11, in intf: - in label: 0 out-segment ix: 23
  Owner: ISIS-SR, Persistent: No, Admin Status: Down, Oper Status: Down
  Out-segment with ix: 23, owner: ISIS-SR, Stale: NO, ISIS-SR out intf: eth3, transport out intf: N/A, out label: 16007
  Nexthop addr: 10.2.6.2          cross connect ix: 11, op code: Push and Lookup
```


bypass_ftn_ix 15

Pl#

Pl#show mpls ilm-table 1.1.1.7/32

Codes: > - installed ILM, * - selected ILM, p - stale ILM
 K - CLI ILM, T - MPLS-TP, s - Stitched ILM
 S - SNMP, L - LDP, R - RSVP, C - CRLDP
 B - BGP, K - CLI, V - LDP_VC, I - IGP_SHORTCUT
 O - OSPF/OSPF6 SR, i - ISIS SR, k - SR CLI
 P - SR Policy, U - unknown

Code	FEC/VRF/L2CKT	ILM-ID	In-Label	Out-Label	In-Intf	Out-Intf/VRF	Nexthop	LSP-Type
i>	1.1.1.7/32	40	16007	16007	N/A	eth2	10.2.3.2	LSP_DEFAULT
i>	1.1.1.7/32	53	16007	16007	N/A	eth3	10.2.6.2	LSP_DEFAULT
P>	1.1.1.7/32	62	25600	16005	N/A	eth3	10.2.6.2	LSP_DEFAULT

Pl#

CHAPTER 13 Seamless BFD for SR-TE

This chapter shows how to configure seamless bfd and how to use isis to advertise local-discriminators. Bidirectional Forwarding Detection (BFD) is a detection protocol designed to provide fast forwarding path failure detection times for all media types, encapsulations, topologies, and routing protocols.

Seamless Bidirectional Forwarding Detection (S-BFD), is a simplified mechanism for using BFD with a large proportion of negotiation aspects eliminated, thus providing benefits such as quick provisioning, as well as improved control and flexibility for network nodes initiating path monitoring. If SBFD session fails, S-BFD does not bring down the SR-TE session. SBFD also provides faster session bring up due to less control packets exchange. S-BFD does not help in bringing up SR-TE session quickly. The BFD state is only maintained at head end thereby reducing overhead.

Topology

In Figure :

- "L1" means ISIS routers in Level-1
- "L2" means ISIS routers in Level-2
- "L1/L2" means ISIS routers in both Level-1 and Level-2

Configure a prefix SID on any router directly attached to that network prefix.

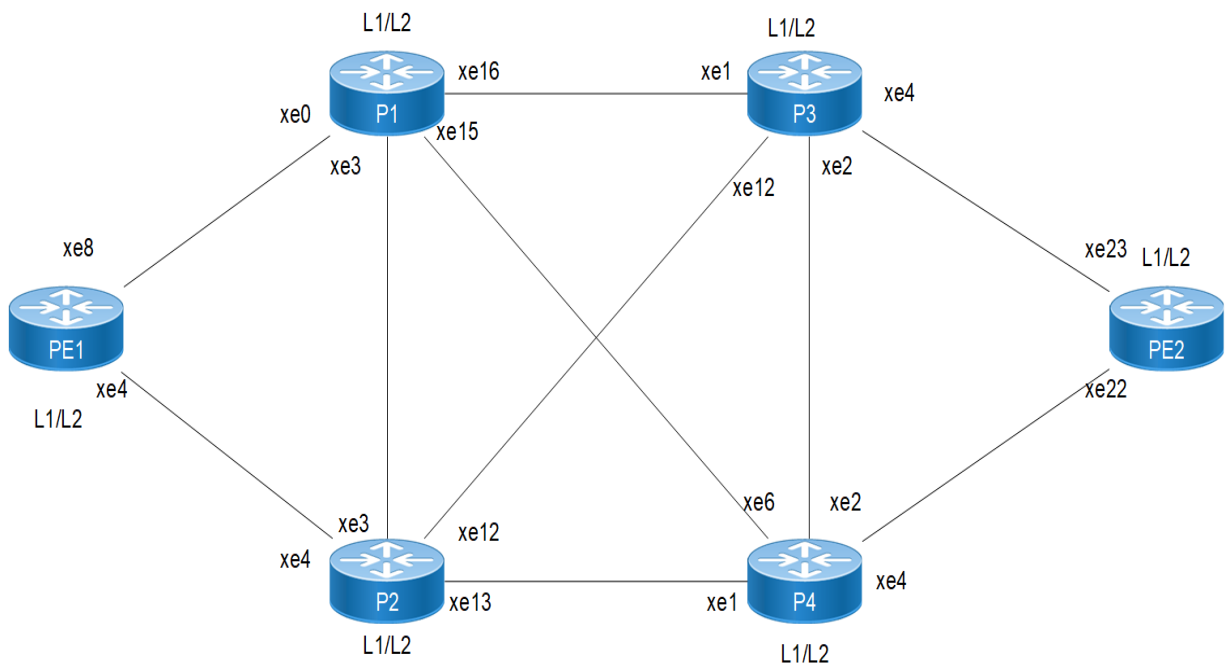


Figure 13-13: BFD for ISIS Segment Routing Topology

Note:

- You must ensure that prefix SIDs are unique globally.

- You can use the pure L1 or L2 routers throughout your SR domain.

Configuration

PE1

PE1#configure terminal	Enter the configure mode.
PE1 (config)#segment-routing	Enable Segment Routing
PE1 (config-sr)#traffic-engineering	Segment routing traffic engineering
PE1 (config-sr-te)#segment-list PE3	Segment List configuration
PE1 (config-sr-sl)#index 30 segment-type-1 16700	Specify the entry index, Segment-descriptor type: SR-MPLS Label and Label value
PE1 (config-sr-sl)#exit-sr-sl	Exit from segment-list configuration mode
PE1 (config-sr-te)#policy ocnos	Policy configuration and Policy Name
PE1 (config-sr-pol)#color 201 end-point 10.0.1.33	SR Policy color, color value, SR Policy end-point and IPv4 address
PE1 (config-sr-pol)#candidate-path 1	SR policy candidate path and Identifier value for candidate path
PE1 (config-sr-pol-cp)#preference 200	Candidate Path preference Preference value for candidate path (Default is : 100)
PE1 (config-sr-pol-cp)#explicit segment-list PE3	Explicit candidate path, Segment-list for the path and Name of the SID List
PE1 (config-sr-pol-cp)#exit-pol-cp	Exit from SR policy candidate path configuration mode
PE1 (config-sr-pol)# exit-sr-pol	Exit from policy
PE1 (config-sr-te)#exit-te	Exit from traffic engineering configuration mode
PE1 (config-sr)# commit	Commit the candidate configuration to the running configuration
PE1 (config)#s-bfd sr policy ocnos	Seamless-Bidirectional Forwarding Detection, SR type LSP, Policy Name and Input the name of the SR-policy
PE1 (config-sbfd)#min-tx 40 multiplier 40	Set S-BFD Min Tx interval; Default : 10ms and Set S-BFD Detection Multiplier; Default : 5
PE1 (config-sbfd)#commit	Commit the candidate configuration to the running configuration
PE1 (config)#interface lo	Enter interface mode.
PE1 (config-if)#ip address 10.0.1.11/32 secondary	Configure the IP address of the interface.
PE1 (config-if)#ip router isis isis1	Make the interface part of the router isis isis1 instance.
PE1 (config-if)# prefix-sid index 100 no-php	Configure prefix sid index value with no-php.
PE1 (config-if)#exit	Exit interface mode.
PE1 (config)#commit	Commit the candidate configuration to the running configuration
PE1 (config)#interface xe8	Enter interface mode.
PE1 (config-if)#ip address 10.11.1.1/30	Configure the IP address of the interface.
PE1 (config-if)#ip router isis isis1	Make the interface part of the router isis isis1 instance.
PE1 (config-if)#label-switching	Enable label switching.

PE1 (config-if) #exit	Exit interface mode.
PE1 (config) #commit	Commit the candidate configuration to the running configuration
PE1 (config) #interface xe4	Enter interface mode.
PE1 (config-if) #ip address 10.11.2.1/30	Configure the IP address of the interface.
PE1 (config-if) #ip router isis isis1	Make the interface part of the router isis isis1 instance.
PE1 (config-if) #label-switching	Enable label switching.
PE1 (config-if) #exit	Exit interface mode.
PE1 (config) #commit	Commit the candidate configuration to the running configuration
PE1 (config) #router isis isis1	Set the routing process ID .
PE1 (config-router) #metric-style wide	Configure metric style as wide.
PE1 (config-router) #is-type level-1-2	Configure is-type with level-1-2.
PE1 (config-router) #net 49.0000.0100.0000.1011.00	Configure Network entity title (NET).
PE1 (config-router) #mpls traffic-eng level-1	Enable MPLS Traffic Engineering as level-1.
PE1 (config-router) #mpls traffic-eng level-2	Enable MPLS Traffic Engineering as level-2.
PE1 (config-router) # dynamic-hostname	Enable dynamic-hostname under ISIS isis1 process.
PE1 (config-router) # isis segment- routing global block 16000 23999	Enable SRGB under ISIS isis1 process.
PE1 (config-router) #segment-routing mpls	Enable segment routing under router process.
PE1 (config-router) #exit	Exit router mode.
PE1 (config) #commit	Commit the candidate configuration to the running configuration

P1

P1#configure terminal	Enter configure mode.
P1 (config) #interface lo	Enter interface mode.
P1 (config-if) #ip address 10.0.1.1/32 secondary	Configure the IP address of the interface.
P1 (config-if) #ip router isis isis1	Make the interface part of the router isis isis1 instance.
P1 (config-if) # prefix-sid index 300 no-php	Configure prefix sid index value with no-php.
P1 (config-if) #exit	Exit interface mode.
P1 (config) #commit	Commit the candidate configuration to the running configuration
P1 (config) #interface xe0	Enter interface mode.
P1 (config-if) #ip address 10.11.1.2/30	Configure the IP address of the interface.
P1 (config-if) #ip router isis isis1	Make the interface part of the router isis isis1 instance.
P1 (config-if) #label-switching	Enable label switching.
P1 (config-if) #exit	Exit interface mode.
P1 (config) #commit	Commit the candidate configuration to the running configuration
P1 (config) #interface xe3	Enter interface mode.

P1(config-if)#ip address 10.1.2.2/30	Configure the IP address of the interface.
P1(config-if)#ip router isis isis1	Make the interface part of the router isis isis1 instance.
P1(config-if)#label-switching	Enable label switching.
P1(config-if)#exit	Exit interface mode.
P1(config)#commit	Commit the candidate configuration to the running configuration
P1(config)#interface xe15	Enter interface mode.
P1(config-if)#ip address 10.4.1.1/30	Configure the IP address of the interface.
P1(config-if)#ip router isis isis1	Make the interface part of the router isis isis1 instance.
P1(config-if)#label-switching	Enable label switching.
P1(config-if)#exit	Exit interface mode.
P1(config)#commit	Commit the candidate configuration to the running configuration
P1(config)#interface xe16	Enter interface mode.
P1(config-if)#ip address 10.1.1.1/30	Configure the IP address of the interface.
P1(config-if)#ip router isis isis1	Make the interface part of the router isis isis1 instance.
P1(config-if)#label-switching	Enable label switching.
P1(config-if)#exit	Exit interface mode.
P1(config)#commit	Commit the candidate configuration to the running configuration
P1(config)#router isis isis1	Set the routing process ID .
P1(config-router)#metric-style wide	Configure metric style as wide.
P1(config-router)#is-type level-1-2	Configure is-type with level-1-2.
P1(config-router)#net 49.0000.0100.0000.1001.00	Configure Network entity title (NET).
P1(config-router)#mpls traffic-eng level-1	Enable MPLS Traffic Engineering as level-1.
P1(config-router)#mpls traffic-eng level-2	Enable MPLS Traffic Engineering as level-2.
P1(config-router)#dynamic-hostname	Enable dynamic-hostname under ISIS isis1 process.
P1(config-router)# isis segment-routing global block 16000 23999	Enable SRGB under ISIS isis1 process.
P1(config-router)#segment-routing mpls	Enable segment routing under router process.
P1(config-router)#exit	Exit router mode.
P1(config)#commit	Commit the candidate configuration to the running configuration

P2

P2#configure terminal	Enter configure mode.
P2(config)#s-bfd discriminator 10.0.1.2	Discriminator value for reflector
P2(config)#commit	Commit the candidate configuration to the running configuration
P2(config)#interface lo	Enter interface mode.

P2(config-if)#ip address 10.0.1.2/32 secondary	Configure the IP address of the interface.
P2(config-if)#ip router isis isis1	Make the interface part of the router isis isis1 instance.
P2(config-if)# prefix-sid index 400 no-php	Configure prefix sid index value with no php.
P2(config-if)#exit	Exit interface mode.
P2(config)#commit	Commit the candidate configuration to the running configuration
P2(config)#interface xe3	Enter interface mode.
P2(config-if)# ip address 10.1.2.1/30	Configure the IP address of the interface.
P2(config-if)#ip router isis isis1	Make the interface part of the router isis isis1 instance.
P2(config-if)#label-switching	Enable label switching.
P2(config-if)#exit	Exit interface mode.
P2(config)#interface xe4	Enter interface mode.
P2(config-if)#ip address 10.11.2.2/30	Configure the IP address of the interface.
P2(config-if)#ip router isis isis1	Make the interface part of the router isis isis1 instance.
P2(config-if)#label-switching	Enable label switching.
P2(config-if)#exit	Exit interface mode.
P2(config)#commit	Commit the candidate configuration to the running configuration
P2(config)#interface xe12	Enter interface mode.
P2(config-if)#ip address 10.2.1.1/30	Configure the IP address of the interface.
P2(config-if)#ip router isis isis1	Make the interface part of the router isis isis1 instance.
P2(config-if)#label-switching	Enable label switching.
P2(config-if)#exit	Exit interface mode.
P2(config)#commit	Commit the candidate configuration to the running configuration
P2(config)#interface xe13	Enter interface mode.
P2(config-if)#ip address 10.4.2.2/30	Configure the IP address of the interface.
P2(config-if)#ip router isis isis1	Make the interface part of the router isis isis1 instance.
P2(config-if)#label-switching	Enable label switching.
P2(config-if)#exit	Exit interface mode.
P2(config)#commit	Commit the candidate configuration to the running configuration
P2(config)#router isis isis1	Set the routing process ID .
P2(config-router)#metric-style wide	Configure metric style as wide.
P2(config-router)#is-type level-1-2	Configure is-type with level-1-2.
P2(config-router)#net 49.0000.0100.0000.1002.00	Configure Network entity title (NET).
P2(config-router)#mpls traffic-eng level-1	Enable MPLS Traffic Engineering as level-1.
P2(config-router)#mpls traffic-eng level-2	Enable MPLS Traffic Engineering as level-2 as well.
P2 (config-router)#dynamic-hostname	Enable dynamic-hostname under ISIS isis1 process.
P2(config-router)#isis segment-routing global block 16000 23999	Enable SRGB under ISIS isis1 process.

P2 (config-router)#segment-routing mpls	Enable segment routing under router process.
P2 (config-router)#exit	Exit router mode.
P2 (config)#commit	Commit the candidate configuration to the running configuration

P3

P3#configure terminal	Enter configure mode.
P3 (config)#s-bfd discriminator 10.0.1.3	Discriminator value for reflector
P3 (config)#commit	Commit the candidate configuration to the running configuration
P3 (config)#interface lo	Enter interface mode.
P3 (config-if)#ip address 10.0.1.3/32 secondary	Configure the IP address of the interface.
P3 (config-if)#ip router isis isis1	Make the interface part of the router isis isis1 instance.
P3 (config-if)#prefix-sid index 500 no-php	Configure prefix sid index value with no php.
P3 (config-if)#exit	Exit interface mode.
P3 (config)#commit	Commit the candidate configuration to the running configuration
P3 (config)#interface xe1	Enter interface mode.
P3 (config-if)#ip address 10.1.1.2/30	Configure the IP address of the interface.
P3 (config-if)#ip router isis isis1	Make the interface part of the router isis isis1 instance.
P3 (config-if)#label-switching	Enable label switching.
P3 (config-if)#exit	Exit interface mode.
P3 (config)#commit	Commit the candidate configuration to the running configuration
P3 (config)#interface xe2	Enter interface mode.
P3 (config-if)#ip address 10.3.2.1/30	Configure the IP address of the interface.
P3 (config-if)#ip router isis isis1	Make the interface part of the router isis isis1 instance.
P3 (config-if)#label-switching	Enable label switching.
P3 (config-if)#exit	Exit interface mode.
P3 (config)#commit	Commit the candidate configuration to the running configuration
P3 (config)#interface xe4	Enter interface mode.
P3 (config-if)#ip address 10.33.1.2/30	Configure the IP address of the interface.
P3 (config-if)#ip router isis isis1	Make the interface part of the router isis isis1 instance.
P3 (config-if)#label-switching	Enable label switching.
P3 (config-if)#exit	Exit interface mode.
P3 (config)#commit	Commit the candidate configuration to the running configuration
P3 (config)#interface xe12	Enter interface mode.
P3 (config-if)#ip address 10.2.1.2/30	Configure the IP address of the interface.
P3 (config-if)#ip router isis isis1	Make the interface part of the router isis isis1 instance.
P3 (config-if)#label-switching	Enable label switching.

P3(config-if)#exit	Exit interface mode.
P3(config)#commit	Commit the candidate configuration to the running configuration
P3(config)#router isis isis1	Set the routing process ID .
P3(config-router)#metric-style wide	Configure metric style as wide.
P3(config-router)#is-type level-1-2	Configure is-type with level-1-2.
P3(config-router)#net 49.0000.0100.0000.1003.00	Configure Network entity title (NET).
P3(config-router)#mpls traffic-eng level-1	Enable MPLS Traffic Engineering as level-1.
P3(config-router)#mpls traffic-eng level-2	Enable MPLS Traffic Engineering as level-2 as well.
P3(config-router)#dynamic-hostname	Enable dynamic-hostname under ISIS isis1 process.
P3(config-router)#isis segment-routing global block 16000 23999	Enable SRGB under ISIS isis1 process.
P3(config-router)#segment-routing mpls	Enable segment routing under router process.
P3(config-router)#exit	Exit router mode.
P3(config)#commit	Commit the candidate configuration to the running configuration

P4

P4#configure terminal	Enter configure mode.
P4(config)#s-bfd discriminator 10.0.1.4	Discriminator value for reflector
P4(config)#commit	Commit the candidate configuration to the running configuration
P4(config)#interface lo	Enter interface mode.
P4(config-if)#ip address 10.0.1.4/32 secondary	Configure the IP address of the interface.
P4(config-if)#ip router isis isis1	Make the interface part of the router isis isis1 instance.
P4(config-if)# prefix-sid index 600 no-php	Configure prefix sid index value with no php.
P4(config-if)#exit	Exit interface mode.
P4(config)#commit	Commit the candidate configuration to the running configuration
P4(config)#interface xe1	Enter interface mode.
P4(config-if)#ip address 10.4.2.1/30	Configure the IP address of the interface.
P4(config-if)#ip router isis isis1	Make the interface part of the router isis isis1 instance.
P4(config-if)#label-switching	Enable label switching.
P4(config-if)#exit	Exit interface mode.
P4(config)#interface xe2	Enter interface mode.
P4(config-if)#ip address 10.3.2.2/30	Configure the IP address of the interface.
P4(config-if)#ip router isis isis1	Make the interface part of the router isis isis1 instance.
P4(config-if)#label-switching	Enable label switching.
P4(config-if)#exit	Exit interface mode.
P4(config)#commit	Commit the candidate configuration to the running configuration

P4(config)#interface xe4	Enter interface mode.
P4(config-if)#ip address 10.44.5.1/30	Configure the IP address of the interface.
P4(config-if)#ip router isis isis1	Make the interface part of the router isis isis1 instance.
P4(config-if)#label-switching	Enable label switching.
P4(config-if)#exit	Exit interface mode.
P4(config)#commit	Commit the candidate configuration to the running configuration
P4(config)#interface xe6	Enter interface mode.
P4(config-if)#ip address 10.4.1.2/30	Configure the IP address of the interface.
P4(config-if)#ip router isis isis1	Make the interface part of the router isis isis1 instance.
P4(config-if)#label-switching	Enable label switching.
P4(config-if)#exit	Exit interface mode.
P4(config)#commit	Commit the candidate configuration to the running configuration
P4(config)#router isis isis1	Set the routing process ID .
P4(config-router)#metric-style wide	Configure metric style as wide.
P4(config-router)#is-type level-1-2	Configure is-type with level-1-2.
P4(config-router)#net 49.0000.0100.0000.1004.00	Configure Network entity title (NET).
P4(config-router)#mpls traffic-eng level-1	Enable MPLS Traffic Engineering as level-1.
P4(config-router)#mpls traffic-eng level-2	Enable MPLS Traffic Engineering as level-2 as well.
P4(config-router)#dynamic-hostname	Enable dynamic-hostname under ISIS isis1 process.
P4(config-router)#isis segment-routing global block 16000 23999	Enable SRGB under ISIS isis1 process.
P4(config-router)#segment-routing mpls	Enable segment routing under router process.
P4(config-router)#exit	Exit router mode.
P4(config)#commit	Commit the candidate configuration to the running configuration

PE2

PE2#configure terminal	Enter configure mode.
PE2(config)#s-bfd discriminator 10.0.1.33	Discriminator value for reflector
PE2(config)#commit	Commit the candidate configuration to the running configuration
PE2(config)#interface lo	Enter interface mode.
PE2(config-if)#ip address 10.0.1.33/32 secondary	Configure the IP address of the interface.
PE2(config-if)#ip router isis isis1	Make the interface part of the router isis isis1 instance.
PE2(config-if)# prefix-sid index 700 no-php	Configure prefix sid index value with no-php.
PE2(config-if)#exit	Exit interface mode.
PE2(config)#commit	Commit the candidate configuration to the running configuration
PE2(config)#interface xe22	Enter interface mode.

PE2(config-if)#ip address 10.44.5.2/30	Configure the IP address of the interface.
PE2(config-if)#ip router isis isis1	Make the interface part of the router isis isis1 instance.
PE2(config-if)#label-switching	Enable label switching.
PE2(config-if)#exit	Exit interface mode.
PE2(config)#commit	Commit the candidate configuration to the running configuration
PE2(config)#interface xe23	Enter interface mode.
PE2(config-if)#ip address 10.33.1.1/30	Configure the IP address of the interface.
PE2(config-if)#ip router isis isis1	Make the interface part of the router isis isis1 instance.
PE2(config-if)#label-switching	Enable label switching.
PE2(config-if)#exit	Exit interface mode.
PE2(config)#commit	Commit the candidate configuration to the running configuration
PE2(config)#router isis isis1	Set the routing process ID .
PE2(config-router)#metric-style wide	Configure metric style as wide.
PE2(config-router)#is-type level-1-2	Configure is-type with level-1-2.
PE2(config-router)#net 49.0000.0100.0000.1033.00	Configure Network entity title (NET).
PE2(config-router)#mpls traffic-eng level-1	Enable MPLS Traffic Engineering as level-1.
PE2(config-router)#mpls traffic-eng level-2	Enable MPLS Traffic Engineering as level- 2 as well.
PE2(config-router)#dynamic-hostname	Enable dynamic-hostname under ISIS isis1 process
PE2(config-router)# isis segment-routing global block 16000 23999	Enable SRGB under ISIS isis1 process.
PE2(config-router)#segment-routing mpls	Enable segment routing under router process.
PE2(config-router)#exit	Exit router mode.
PE2(config)#commit	Commit the candidate configuration to the running configuration

Note: By default, PHP is enabled, to see all the labels in MPLS forwarding and ILM table we have enabled with non-php option.

Validation

Validation 1

```
PE2-7048#show bfd session
```

```
BFD process for VRF: (DEFAULT VRF)
```

```
=====
Sess-Idx  Remote-Disc  Lower-Layer  Sess-Type  Sess-State  UP-Time  Interface
Down-Reason Remote-Addr
1281      45.45.45.45  MPLS LSP     Single-Hop Up           00:01:15  po1.10      NA
45.45.45.45/32
```

```
Number of Sessions:    1
```

PE2-7048#show segment-routing policy detail

```

Policy-Name: 1      Color 1      End-point 45.45.45.45      Tunnel-ID: 1
Admin-Status: UP    Oper-Status: UP for 00:01:13
State Transition Count: 1
CSPF Retry Limit: 100    CSPF Retry Interval: 10
S-BFD is enabled.
Binding SID :
BSID: 25600
Alloc mode: Dynamic
Oper State: Programmed

CP ID: 1, Active
Preference: 300    Path Type: Explicit    CP Origin: Local
CP state: Valid
Segment List:
Total no. of segments: 2
Segment0[LABEL]: Label :16042
Segment1[LABEL]: Label :16045
Out-if: pol.10      Out-label-stack: 3/16045
Backup ftn_ix: 6      (calculated based on s-bfd)
Attributes:
Configured:
Explicit segment-list Name: 48-42
Last Recorded Error: Next-hop resolution failed for SID-LIST, 00:02:15 ago

CP ID: 2, S-BFD backup
Preference: 100    Path Type: Explicit    CP Origin: Local
CP state: Valid
Segment List:
Total no. of segments: 2
Segment0[LABEL]: Label :16043
Segment1[LABEL]: Label :16045
Out-if: xe0      Out-label-stack: 3/16045
Attributes:
Configured:
Explicit segment-list Name: 48-43
Last Recorded Error: Next-hop resolution failed for SID-LIST, 00:02:15 ago

```

Verify ISIS neighbor adjacency between routers.

PE1#show clns neighbors

```

Total number of L1 adjacencies: 2
Total number of L2 adjacencies: 2
Total number of adjacencies: 4
Tag isis1: VRF : default
System Id      Interface  SNPA              State  Holdtime  Type Protocol
P2             xe4       e8c5.7a79.5722    Up     20        L1   IS-IS

```

```

P1          xe8          9819.2ca4.1c04      Up    20      L2    IS-IS
P1          xe8          9819.2ca4.1c04      Up    20      L1    IS-IS
P1          xe8          9819.2ca4.1c04      Up    20      L2    IS-IS

P1#sh clns neighbors

Total number of L1 adjacencies: 4
Total number of L2 adjacencies: 4
Total number of adjacencies: 8
Tag isis1: VRF : default
System Id      Interface  SNPA              State  Holdtime  Type  Protocol
PE1            xe0       e8c5.7a90.cc76    Up     8          L1    IS-IS
PE1            xe0       e8c5.7a90.cc76    Up     8          L2    IS-IS
P2            xe3       e8c5.7a79.5721    Up     9          L1    IS-IS
P2            xe3       e8c5.7a79.5721    Up     9          L2    IS-IS
P4            xe15      903c.b32e.0349    Up     28         L1    IS-IS
P4            xe15      903c.b32e.0349    Up     28         L2    IS-IS
P3            xe16      e8c5.7a8b.a81f    Up     9          L1    IS-IS
P3            xe16      e8c5.7a8b.a81f    Up     9          L2    IS-IS

P2#show clns neighbors

Total number of L1 adjacencies: 4
Total number of L2 adjacencies: 4
Total number of adjacencies: 8
Tag isis1: VRF : default
System Id      Interface  SNPA              State  Holdtime  Type  Protocol
P1            xe3       9819.2ca4.1c07    Up     22         L1    IS-IS
P1            xe3       9819.2ca4.1c07    Up     22         L2    IS-IS
PE1           xe4       e8c5.7a90.cc72    Up     6          L1    IS-IS
PE1           xe4       e8c5.7a90.cc72    Up     6          L2    IS-IS
P3           xe12      e8c5.7a8b.a82a    Up     6          L1    IS-IS
P3           xe12      e8c5.7a8b.a82a    Up     6          L2    IS-IS
P4           xe13      903c.b32e.0344    Up     22         L1    IS-IS
P4           xe13      903c.b32e.0344    Up     22         L2    IS-IS

P2#

P3#sh clns neighbors

Total number of L1 adjacencies: 4
Total number of L2 adjacencies: 4
Total number of adjacencies: 8
Tag isis1: VRF : default
System Id      Interface  SNPA              State  Holdtime  Type  Protocol
P1            xe1       9819.2ca4.1c14    Up     28         L1    IS-IS
P1            xe1       9819.2ca4.1c14    Up     28         L2    IS-IS
P4           xe2       903c.b32e.0345    Up     28         L1    IS-IS
P4           xe2       903c.b32e.0345    Up     28         L2    IS-IS
PE2           xe4       80a2.35ec.d679    Up     27         L1    IS-IS
PE2           xe4       80a2.35ec.d679    Up     27         L2    IS-IS
P2           xe12      e8c5.7a79.572a    Up     27         L1    IS-IS
P2           xe12      e8c5.7a79.572a    Up     27         L2    IS-IS

```

P3#

P4#sh clns neighbors

Total number of L1 adjacencies: 4

Total number of L2 adjacencies: 4

Total number of adjacencies: 8

Tag isis1: VRF : default

System Id	Interface	SNPA	State	Holdtime	Type	Protocol
P2	xe1	e8c5.7a79.572b	Up	6	L1	IS-IS
			Up	6	L2	IS-IS
P3	xe2	e8c5.7a8b.a820	Up	6	L1	IS-IS
			Up	6	L2	IS-IS
PE2	xe4	80a2.35ec.d678	Up	25	L1	IS-IS
			Up	25	L2	IS-IS
P1	xe6	9819.2ca4.1c13	Up	6	L1	IS-IS
			Up	6	L2	IS-IS

P4#

PE2#show clns neighbors

Total number of L1 adjacencies: 2

Total number of L2 adjacencies: 2

Total number of adjacencies: 4

Tag isis1: VRF : default

System Id	Interface	SNPA	State	Holdtime	Type	Protocol
P4	xe22	903c.b32e.0347	Up	5	L1	IS-IS
			Up	5	L2	IS-IS
P3	xe23	e8c5.7a8b.a822	Up	5	L1	IS-IS
			Up	5	L2	IS-IS

PE2#

Validation-2

The command output below displays the details of routers configured with segment routing.

PE1#show isis segment-routing capability

Tag isis1 Segment-Routing:

```

-----
Advertisement Router Capability :10.0.1.1
Algorithm0                     :0
SRMS Preference                :0
Total SID'S Supported          :8000
SID Range List Count           :1
SID's Range                    :16000 - 23999
-----

```

```

-----
Advertisement Router Capability :10.0.1.2
Algorithm0                     :0
SRMS Preference                :0
Total SID'S Supported          :8000
SID Range List Count           :1
-----

```

```
SID's Range :16000 - 23999
```

```
-----
Advertisement Router Capability :10.0.1.3
Algorithm0 :0
SRMS Preference :0
Total SID'S Supported :8000
SID Range List Count :1
SID's Range :16000 - 23999
```

```
-----
Advertisement Router Capability :10.0.1.4
Algorithm0 :0
SRMS Preference :0
Total SID'S Supported :8000
SID Range List Count :1
SID's Range :16000 - 23999
```

```
-----
Advertisement Router Capability :10.0.1.11
Algorithm0 :0
SRMS Preference :0
Total SID'S Supported :8000
SID Range List Count :1
SID's Range :16000 - 23999
```

```
-----
Advertisement Router Capability :10.0.1.33
Algorithm0 :0
SRMS Preference :0
Total SID'S Supported :8000
SID Range List Count :1
SID's Range :16000 - 23999
```

```
-----
PE1#
PE1#
PE1#
PE1#sh isis segment-routing state
```

```
Tag isis1 Segment-Routing:
SR State: SR_ENABLED
SRGB Start: 16000, SRGB Range: 8000
Operational state: enabled
PE1#
```

Validation 3

Verify that segment routing information is present in ISIS database.

```
PE1#show isis database verbose
Tag isis1: VRF : default
IS-IS Level-1 Link State Database:
LSPID          LSP Seq Num  LSP Checksum  LSP Holdtime  ATT/P/OL
P1.00-00       0x00000004   0x8CE8        825            0/0/0
Area Address: 49.0000
NLPID:         0xCC
```

```
Hostname:      P1
IP Address:   10.0.1.1
Router ID:    10.0.1.1
Router Cap:   10.0.1.1
  SRGB Range: 8000   SRGB Base SID: 16000   I:1 V:0
  SR-Algorithm:
    Algorithm: 0
  SBFD Discriminator: 10.0.1.1
Metric:      10           IS-Extended P2.05
  IPv4 Interface Address: 10.1.2.2
  Neighbor IP Address: 10.1.2.1
  Maximum Link Bandwidth: 25g
  Reservable Bandwidth: 25g
  Unreserved Bandwidth:
    Unreserved Bandwidth at priority 0: 25g
    Unreserved Bandwidth at priority 1: 25g
    Unreserved Bandwidth at priority 2: 25g
    Unreserved Bandwidth at priority 3: 25g
    Unreserved Bandwidth at priority 4: 25g
    Unreserved Bandwidth at priority 5: 25g
    Unreserved Bandwidth at priority 6: 25g
    Unreserved Bandwidth at priority 7: 25g
  TE-Default Metric: 10
  System-ID: 0100.0000.1002   LAN Adjacency SID: 24321   F:0 B:0 V:1 L:1 S:0 P:0
Metric:      10           IS-Extended P3.02
  IPv4 Interface Address: 10.1.1.1
  Neighbor IP Address: 10.1.1.2
  Maximum Link Bandwidth: 10g
  Reservable Bandwidth: 10g
  Unreserved Bandwidth:
    Unreserved Bandwidth at priority 0: 10g
    Unreserved Bandwidth at priority 1: 10g
    Unreserved Bandwidth at priority 2: 10g
    Unreserved Bandwidth at priority 3: 10g
    Unreserved Bandwidth at priority 4: 10g
    Unreserved Bandwidth at priority 5: 10g
    Unreserved Bandwidth at priority 6: 10g
    Unreserved Bandwidth at priority 7: 10g
  TE-Default Metric: 10
  System-ID: 0100.0000.1003   LAN Adjacency SID: 24323   F:0 B:0 V:1 L:1 S:0 P:0
Metric:      10           IS-Extended P1.04
  IPv4 Interface Address: 10.4.1.1
  Neighbor IP Address: 10.4.1.1
  Maximum Link Bandwidth: 10g
  Reservable Bandwidth: 10g
  Unreserved Bandwidth:
    Unreserved Bandwidth at priority 0: 10g
    Unreserved Bandwidth at priority 1: 10g
    Unreserved Bandwidth at priority 2: 10g
    Unreserved Bandwidth at priority 3: 10g
```

```

Unreserved Bandwidth at priority 4: 10g
Unreserved Bandwidth at priority 5: 10g
Unreserved Bandwidth at priority 6: 10g
Unreserved Bandwidth at priority 7: 10g
TE-Default Metric: 10
System-ID: 0100.0000.1004 LAN Adjacency SID: 24322 F:0 B:0 V:1 L:1 S:0 P:0
Metric: 10 IS-Extended PE1.03
IPv4 Interface Address: 10.11.1.2
Neighbor IP Address: 10.11.1.1
Maximum Link Bandwidth: 25g
Reservable Bandwidth: 25g
Unreserved Bandwidth:
Unreserved Bandwidth at priority 0: 25g
Unreserved Bandwidth at priority 1: 25g
Unreserved Bandwidth at priority 2: 25g
Unreserved Bandwidth at priority 3: 25g
Unreserved Bandwidth at priority 4: 25g
Unreserved Bandwidth at priority 5: 25g
Unreserved Bandwidth at priority 6: 25g
Unreserved Bandwidth at priority 7: 25g
TE-Default Metric: 10
System-ID: 0100.0000.1011 LAN Adjacency SID: 24320 F:0 B:0 V:1 L:1 S:0 P:0
Metric: 10 IP-Extended 10.0.1.1/32
Prefix-SID: index 300 R:0 N:1 P:1 E:0 V:0 L:0
Metric: 10 IP-Extended 10.11.1.0/30
Metric: 10 IP-Extended 10.1.2.0/30
Metric: 10 IP-Extended 10.4.1.0/30
Metric: 10 IP-Extended 10.1.1.0/30
P1.04-00 0x00000001 0xCBC6 796 0/0/0
Metric: 0 IS-Extended P1.00
Metric: 0 IS-Extended P4.00
P2.00-00 0x00000004 0x2EA9 824 0/0/0
Area Address: 49.0000
NLPID: 0xCC
Hostname: P2
IP Address: 10.0.1.2
Router ID: 10.0.1.2
Router Cap: 10.0.1.2
SRGB Range: 8000 SRGB Base SID: 16000 I:1 V:0
SR-Algorithm:
Algorithm: 0
SBFD Discriminator: 10.0.1.2
Metric: 10 IS-Extended P2.04
IPv4 Interface Address: 10.4.2.2
Neighbor IP Address: 10.4.2.2
Maximum Link Bandwidth: 10g
Reservable Bandwidth: 10g
Unreserved Bandwidth:
Unreserved Bandwidth at priority 0: 10g
Unreserved Bandwidth at priority 1: 10g

```

```
Unreserved Bandwidth at priority 2: 10g
Unreserved Bandwidth at priority 3: 10g
Unreserved Bandwidth at priority 4: 10g
Unreserved Bandwidth at priority 5: 10g
Unreserved Bandwidth at priority 6: 10g
Unreserved Bandwidth at priority 7: 10g
TE-Default Metric: 10
System-ID: 0100.0000.1004 LAN Adjacency SID: 24323 F:0 B:0 V:1 L:1 S:0 P:0
Metric: 10 IS-Extended P3.06
IPv4 Interface Address: 10.2.1.1
Neighbor IP Address: 10.2.1.2
Maximum Link Bandwidth: 10g
Reservable Bandwidth: 10g
Unreserved Bandwidth:
  Unreserved Bandwidth at priority 0: 10g
  Unreserved Bandwidth at priority 1: 10g
  Unreserved Bandwidth at priority 2: 10g
  Unreserved Bandwidth at priority 3: 10g
  Unreserved Bandwidth at priority 4: 10g
  Unreserved Bandwidth at priority 5: 10g
  Unreserved Bandwidth at priority 6: 10g
  Unreserved Bandwidth at priority 7: 10g
TE-Default Metric: 10
System-ID: 0100.0000.1003 LAN Adjacency SID: 24322 F:0 B:0 V:1 L:1 S:0 P:0
Metric: 10 IS-Extended PE1.04
IPv4 Interface Address: 10.11.2.2
Neighbor IP Address: 10.11.2.1
Maximum Link Bandwidth: 10g
Reservable Bandwidth: 10g
Unreserved Bandwidth:
  Unreserved Bandwidth at priority 0: 10g
  Unreserved Bandwidth at priority 1: 10g
  Unreserved Bandwidth at priority 2: 10g
  Unreserved Bandwidth at priority 3: 10g
  Unreserved Bandwidth at priority 4: 10g
  Unreserved Bandwidth at priority 5: 10g
  Unreserved Bandwidth at priority 6: 10g
  Unreserved Bandwidth at priority 7: 10g
TE-Default Metric: 10
System-ID: 0100.0000.1011 LAN Adjacency SID: 24321 F:0 B:0 V:1 L:1 S:0 P:0
Metric: 10 IS-Extended P2.05
IPv4 Interface Address: 10.1.2.1
Neighbor IP Address: 10.1.2.1
Maximum Link Bandwidth: 10g
Reservable Bandwidth: 10g
Unreserved Bandwidth:
  Unreserved Bandwidth at priority 0: 10g
  Unreserved Bandwidth at priority 1: 10g
  Unreserved Bandwidth at priority 2: 10g
  Unreserved Bandwidth at priority 3: 10g
```

```

    Unreserved Bandwidth at priority 4: 10g
    Unreserved Bandwidth at priority 5: 10g
    Unreserved Bandwidth at priority 6: 10g
    Unreserved Bandwidth at priority 7: 10g
TE-Default Metric: 10
System-ID: 0100.0000.1001 LAN Adjacency SID: 24320 F:0 B:0 V:1 L:1 S:0 P:0
Metric: 10 IP-Extended 10.0.1.2/32
Prefix-SID: index 400 R:0 N:1 P:1 E:0 V:0 L:0
Metric: 10 IP-Extended 10.1.2.0/30
Metric: 10 IP-Extended 10.11.2.0/30
Metric: 10 IP-Extended 10.2.1.0/30
Metric: 10 IP-Extended 10.4.2.0/30
P2.04-00 0x00000001 0xCCC3 796 0/0/0
Metric: 0 IS-Extended P2.00
Metric: 0 IS-Extended P4.00
P2.05-00 0x00000001 0x8909 796 0/0/0
Metric: 0 IS-Extended P2.00
Metric: 0 IS-Extended P1.00
P3.00-00 0x00000004 0x4651 824 0/0/0
Area Address: 49.0000
NLPID: 0xCC
Hostname: P3
IP Address: 10.0.1.3
Router ID: 10.0.1.3
Router Cap: 10.0.1.3
SRGB Range: 8000 SRGB Base SID: 16000 I:1 V:0
SR-Algorithm:
Algorithm: 0
SBFD Discriminator: 10.0.1.3
Metric: 10 IS-Extended P3.04
IPv4 Interface Address: 10.33.1.2
Neighbor IP Address: 10.33.1.2
Maximum Link Bandwidth: 10g
Reservable Bandwidth: 10g
Unreserved Bandwidth:
    Unreserved Bandwidth at priority 0: 10g
    Unreserved Bandwidth at priority 1: 10g
    Unreserved Bandwidth at priority 2: 10g
    Unreserved Bandwidth at priority 3: 10g
    Unreserved Bandwidth at priority 4: 10g
    Unreserved Bandwidth at priority 5: 10g
    Unreserved Bandwidth at priority 6: 10g
    Unreserved Bandwidth at priority 7: 10g
TE-Default Metric: 10
System-ID: 0100.0000.1033 LAN Adjacency SID: 24322 F:0 B:0 V:1 L:1 S:0 P:0
Metric: 10 IS-Extended P3.06
IPv4 Interface Address: 10.2.1.2
Neighbor IP Address: 10.2.1.2
Maximum Link Bandwidth: 10g
Reservable Bandwidth: 10g

```

```
Unreserved Bandwidth:
  Unreserved Bandwidth at priority 0: 10g
  Unreserved Bandwidth at priority 1: 10g
  Unreserved Bandwidth at priority 2: 10g
  Unreserved Bandwidth at priority 3: 10g
  Unreserved Bandwidth at priority 4: 10g
  Unreserved Bandwidth at priority 5: 10g
  Unreserved Bandwidth at priority 6: 10g
  Unreserved Bandwidth at priority 7: 10g
TE-Default Metric: 10
System-ID: 0100.0000.1002 LAN Adjacency SID: 24323 F:0 B:0 V:1 L:1 S:0 P:0
Metric: 10 IS-Extended P3.02
IPv4 Interface Address: 10.1.1.2
Neighbor IP Address: 10.1.1.2
Maximum Link Bandwidth: 10g
Reservable Bandwidth: 10g
Unreserved Bandwidth:
  Unreserved Bandwidth at priority 0: 10g
  Unreserved Bandwidth at priority 1: 10g
  Unreserved Bandwidth at priority 2: 10g
  Unreserved Bandwidth at priority 3: 10g
  Unreserved Bandwidth at priority 4: 10g
  Unreserved Bandwidth at priority 5: 10g
  Unreserved Bandwidth at priority 6: 10g
  Unreserved Bandwidth at priority 7: 10g
TE-Default Metric: 10
System-ID: 0100.0000.1001 LAN Adjacency SID: 24320 F:0 B:0 V:1 L:1 S:0 P:0
Metric: 10 IS-Extended P3.03
IPv4 Interface Address: 10.3.2.1
Neighbor IP Address: 10.3.2.1
Maximum Link Bandwidth: 10g
Reservable Bandwidth: 10g
Unreserved Bandwidth:
  Unreserved Bandwidth at priority 0: 10g
  Unreserved Bandwidth at priority 1: 10g
  Unreserved Bandwidth at priority 2: 10g
  Unreserved Bandwidth at priority 3: 10g
  Unreserved Bandwidth at priority 4: 10g
  Unreserved Bandwidth at priority 5: 10g
  Unreserved Bandwidth at priority 6: 10g
  Unreserved Bandwidth at priority 7: 10g
TE-Default Metric: 10
System-ID: 0100.0000.1004 LAN Adjacency SID: 24321 F:0 B:0 V:1 L:1 S:0 P:0
Metric: 10 IP-Extended 10.0.1.3/32
Prefix-SID: index 500 R:0 N:1 P:1 E:0 V:0 L:0
Metric: 10 IP-Extended 10.1.1.0/30
Metric: 10 IP-Extended 10.3.2.0/30
Metric: 10 IP-Extended 10.33.1.0/30
Metric: 10 IP-Extended 10.33.44.0/30
Metric: 10 IP-Extended 10.2.1.0/30
```

```

P3.02-00          0x00000001  0x9FF3          797             0/0/0
  Metric: 0          IS-Extended P3.00
  Metric: 0          IS-Extended P1.00
P3.03-00          0x00000001  0xD4BA          796             0/0/0
  Metric: 0          IS-Extended P3.00
  Metric: 0          IS-Extended P4.00
P3.04-00          0x00000001  0x7DE1          797             0/0/0
  Metric: 0          IS-Extended P3.00
  Metric: 0          IS-Extended PE2.00
P3.06-00          0x00000001  0x97F6          796             0/0/0
  Metric: 0          IS-Extended P3.00
  Metric: 0          IS-Extended P2.00
P4.00-00          0x00000004  0x1369          825             0/0/0
  Area Address: 49.0000
  NLPID:          0xCC
  Hostname:       P4
  IP Address:     10.0.1.4
  Router ID:      10.0.1.4
  Router Cap:     10.0.1.4
    SRGB Range: 8000   SRGB Base SID: 16000   I:1 V:0
  SR-Algorithm:
    Algorithm: 0
  Sbfd Discriminator: 10.0.1.4
  Metric: 10      IS-Extended P2.04
  IPv4 Interface Address: 10.4.2.1
  Neighbor IP Address: 10.4.2.2
  Maximum Link Bandwidth: 10g
  Reservable Bandwidth: 10g
  Unreserved Bandwidth:
    Unreserved Bandwidth at priority 0: 10g
    Unreserved Bandwidth at priority 1: 10g
    Unreserved Bandwidth at priority 2: 10g
    Unreserved Bandwidth at priority 3: 10g
    Unreserved Bandwidth at priority 4: 10g
    Unreserved Bandwidth at priority 5: 10g
    Unreserved Bandwidth at priority 6: 10g
    Unreserved Bandwidth at priority 7: 10g
  TE-Default Metric: 10
  System-ID: 0100.0000.1002  LAN Adjacency SID: 24320  F:0 B:0 V:1 L:1 S:0 P:0
  Metric: 10      IS-Extended P1.04
  IPv4 Interface Address: 10.4.1.2
  Neighbor IP Address: 10.4.1.1
  Maximum Link Bandwidth: 10g
  Reservable Bandwidth: 10g
  Unreserved Bandwidth:
    Unreserved Bandwidth at priority 0: 10g
    Unreserved Bandwidth at priority 1: 10g
    Unreserved Bandwidth at priority 2: 10g
    Unreserved Bandwidth at priority 3: 10g
    Unreserved Bandwidth at priority 4: 10g

```

```

    Unreserved Bandwidth at priority 5: 10g
    Unreserved Bandwidth at priority 6: 10g
    Unreserved Bandwidth at priority 7: 10g
TE-Default Metric: 10
System-ID: 0100.0000.1001 LAN Adjacency SID: 24323 F:0 B:0 V:1 L:1 S:0 P:0
Metric: 10 IS-Extended P3.03
IPv4 Interface Address: 10.3.2.2
Neighbor IP Address: 10.3.2.1
Maximum Link Bandwidth: 10g
Reservable Bandwidth: 10g
Unreserved Bandwidth:
    Unreserved Bandwidth at priority 0: 10g
    Unreserved Bandwidth at priority 1: 10g
    Unreserved Bandwidth at priority 2: 10g
    Unreserved Bandwidth at priority 3: 10g
    Unreserved Bandwidth at priority 4: 10g
    Unreserved Bandwidth at priority 5: 10g
    Unreserved Bandwidth at priority 6: 10g
    Unreserved Bandwidth at priority 7: 10g
TE-Default Metric: 10
System-ID: 0100.0000.1003 LAN Adjacency SID: 24321 F:0 B:0 V:1 L:1 S:0 P:0
Metric: 10 IS-Extended P4.03
IPv4 Interface Address: 10.44.5.1
Neighbor IP Address: 10.44.5.1
Maximum Link Bandwidth: 10g
Reservable Bandwidth: 10g
Unreserved Bandwidth:
    Unreserved Bandwidth at priority 0: 10g
    Unreserved Bandwidth at priority 1: 10g
    Unreserved Bandwidth at priority 2: 10g
    Unreserved Bandwidth at priority 3: 10g
    Unreserved Bandwidth at priority 4: 10g
    Unreserved Bandwidth at priority 5: 10g
    Unreserved Bandwidth at priority 6: 10g
    Unreserved Bandwidth at priority 7: 10g
TE-Default Metric: 10
System-ID: 0100.0000.1033 LAN Adjacency SID: 24322 F:0 B:0 V:1 L:1 S:0 P:0
Metric: 10 IP-Extended 10.0.1.4/32
Prefix-SID: index 600 R:0 N:1 P:1 E:0 V:0 L:0
Metric: 10 IP-Extended 10.4.2.0/30
Metric: 10 IP-Extended 10.3.2.0/30
Metric: 10 IP-Extended 10.44.5.0/30
Metric: 10 IP-Extended 10.4.1.0/30
P4.03-00 0x00000001 0x85D8 796 0/0/0
Metric: 0 IS-Extended P4.00
Metric: 0 IS-Extended PE2.00
PE1.00-00 * 0x00000004 0x119E 825 0/0/0
Area Address: 49.0000
NLPID: 0xCC
Hostname: PE1

```

```

IP Address: 10.0.1.11
Router ID: 10.0.1.11
Router Cap: 10.0.1.11
  SRGB Range: 8000   SRGB Base SID: 16000   I:1 V:0
  SR-Algorithm:
    Algorithm: 0
Metric: 10          IS-Extended PE1.04
  IPv4 Interface Address: 10.11.2.1
  Neighbor IP Address: 10.11.2.1
  Maximum Link Bandwidth: 10g
  Reservable Bandwidth: 10g
  Unreserved Bandwidth:
    Unreserved Bandwidth at priority 0: 10g
    Unreserved Bandwidth at priority 1: 10g
    Unreserved Bandwidth at priority 2: 10g
    Unreserved Bandwidth at priority 3: 10g
    Unreserved Bandwidth at priority 4: 10g
    Unreserved Bandwidth at priority 5: 10g
    Unreserved Bandwidth at priority 6: 10g
    Unreserved Bandwidth at priority 7: 10g
  TE-Default Metric: 10
  System-ID: 0100.0000.1002 LAN Adjacency SID: 26240   F:0 B:0 V:1 L:1 S:0 P:0
Metric: 10          IS-Extended PE1.03
  IPv4 Interface Address: 10.11.1.1
  Neighbor IP Address: 10.11.1.1
  Maximum Link Bandwidth: 10g
  Reservable Bandwidth: 10g
  Unreserved Bandwidth:
    Unreserved Bandwidth at priority 0: 10g
    Unreserved Bandwidth at priority 1: 10g
    Unreserved Bandwidth at priority 2: 10g
    Unreserved Bandwidth at priority 3: 10g
    Unreserved Bandwidth at priority 4: 10g
    Unreserved Bandwidth at priority 5: 10g
    Unreserved Bandwidth at priority 6: 10g
    Unreserved Bandwidth at priority 7: 10g
  TE-Default Metric: 10
  System-ID: 0100.0000.1001 LAN Adjacency SID: 26241   F:0 B:0 V:1 L:1 S:0 P:0
Metric: 10          IP-Extended 10.0.1.11/32
  Prefix-SID: index 100 R:0 N:1 P:1 E:0 V:0 L:0
Metric: 10          IP-Extended 10.11.2.0/30
Metric: 10          IP-Extended 10.11.22.0/30
Metric: 10          IP-Extended 10.11.1.0/30
PE1.03-00          * 0x00000001   0xA6CF           797           0/0/0
  Metric: 0          IS-Extended PE1.00
  Metric: 0          IS-Extended P1.00
PE1.04-00          * 0x00000001   0xB3C0           797           0/0/0
  Metric: 0          IS-Extended PE1.00
  Metric: 0          IS-Extended P2.00
PE2.00-00          0x00000005   0x076F           930           0/0/0

```

```

Area Address: 49.0000
NLPID:      0xCC
Hostname:   PE2
IP Address: 10.0.1.33
Router ID:  10.0.1.33
Router Cap: 10.0.1.33
  SRGB Range: 8000   SRGB Base SID: 16000   I:1 V:0
  SR-Algorithm:
    Algorithm: 0
  Sbfd Discriminator: 10.0.1.33
Metric: 10          IS-Extended P4.03
  IPv4 Interface Address: 10.44.5.2
  Neighbor IP Address: 10.44.5.1
  Maximum Link Bandwidth: 10g
  Reservable Bandwidth: 10g
  Unreserved Bandwidth:
    Unreserved Bandwidth at priority 0: 10g
    Unreserved Bandwidth at priority 1: 10g
    Unreserved Bandwidth at priority 2: 10g
    Unreserved Bandwidth at priority 3: 10g
    Unreserved Bandwidth at priority 4: 10g
    Unreserved Bandwidth at priority 5: 10g
    Unreserved Bandwidth at priority 6: 10g
    Unreserved Bandwidth at priority 7: 10g
  TE-Default Metric: 10
  System-ID: 0100.0000.1004 LAN Adjacency SID: 25600   F:0 B:0 V:1 L:1 S:0 P:0
Metric: 10          IS-Extended P3.04
  IPv4 Interface Address: 10.33.1.1
  Neighbor IP Address: 10.33.1.2
  Maximum Link Bandwidth: 10g
  Reservable Bandwidth: 10g
  Unreserved Bandwidth:
    Unreserved Bandwidth at priority 0: 10g
    Unreserved Bandwidth at priority 1: 10g
    Unreserved Bandwidth at priority 2: 10g
    Unreserved Bandwidth at priority 3: 10g
    Unreserved Bandwidth at priority 4: 10g
    Unreserved Bandwidth at priority 5: 10g
    Unreserved Bandwidth at priority 6: 10g
    Unreserved Bandwidth at priority 7: 10g
  TE-Default Metric: 10
  System-ID: 0100.0000.1003 LAN Adjacency SID: 25601   F:0 B:0 V:1 L:1 S:0 P:0
Metric: 10          IP-Extended 10.0.1.33/32
  Prefix-SID: index 700 R:0 N:1 P:0 E:0 V:0 L:0
Metric: 10          IP-Extended 10.44.5.0/30
Metric: 10          IP-Extended 10.33.1.0/30

```

IS-IS Level-2 Link State Database:

LSPID	LSP Seq Num	LSP Checksum	LSP Holdtime	ATT/P/OL
P1.00-00	0x00000007	0x8175	931	0/0/0

```
Area Address: 49.0000
NLPID:      0xCC
Hostname:   P1
IP Address: 10.0.1.1
Router ID:  10.0.1.1
Router Cap: 10.0.1.1
  SRGB Range: 8000   SRGB Base SID: 16000   I:1 V:0
  SR-Algorithm:
    Algorithm: 0
  Sbfd Discriminator: 10.0.1.1
Metric:     10          IS-Extended P2.05
  IPv4 Interface Address: 10.1.2.2
  Neighbor IP Address: 10.1.2.1
  Maximum Link Bandwidth: 25g
  Reservable Bandwidth: 25g
  Unreserved Bandwidth:
    Unreserved Bandwidth at priority 0: 25g
    Unreserved Bandwidth at priority 1: 25g
    Unreserved Bandwidth at priority 2: 25g
    Unreserved Bandwidth at priority 3: 25g
    Unreserved Bandwidth at priority 4: 25g
    Unreserved Bandwidth at priority 5: 25g
    Unreserved Bandwidth at priority 6: 25g
    Unreserved Bandwidth at priority 7: 25g
  TE-Default Metric: 10
  System-ID: 0100.0000.1002 LAN Adjacency SID: 24321   F:0 B:0 V:1 L:1 S:0 P:0
Metric:     10          IS-Extended P3.02
  IPv4 Interface Address: 10.1.1.1
  Neighbor IP Address: 10.1.1.2
  Maximum Link Bandwidth: 10g
  Reservable Bandwidth: 10g
  Unreserved Bandwidth:
    Unreserved Bandwidth at priority 0: 10g
    Unreserved Bandwidth at priority 1: 10g
    Unreserved Bandwidth at priority 2: 10g
    Unreserved Bandwidth at priority 3: 10g
    Unreserved Bandwidth at priority 4: 10g
    Unreserved Bandwidth at priority 5: 10g
    Unreserved Bandwidth at priority 6: 10g
    Unreserved Bandwidth at priority 7: 10g
  TE-Default Metric: 10
  System-ID: 0100.0000.1003 LAN Adjacency SID: 24323   F:0 B:0 V:1 L:1 S:0 P:0
Metric:     10          IS-Extended P1.04
  IPv4 Interface Address: 10.4.1.1
  Neighbor IP Address: 10.4.1.1
  Maximum Link Bandwidth: 10g
  Reservable Bandwidth: 10g
  Unreserved Bandwidth:
    Unreserved Bandwidth at priority 0: 10g
    Unreserved Bandwidth at priority 1: 10g
```

```

Unreserved Bandwidth at priority 2: 10g
Unreserved Bandwidth at priority 3: 10g
Unreserved Bandwidth at priority 4: 10g
Unreserved Bandwidth at priority 5: 10g
Unreserved Bandwidth at priority 6: 10g
Unreserved Bandwidth at priority 7: 10g
TE-Default Metric: 10
System-ID: 0100.0000.1004 LAN Adjacency SID: 24322 F:0 B:0 V:1 L:1 S:0 P:0
Metric: 10 IS-Extended PE1.03
IPv4 Interface Address: 10.11.1.2
Neighbor IP Address: 10.11.1.1
Maximum Link Bandwidth: 25g
Reservable Bandwidth: 25g
Unreserved Bandwidth:
Unreserved Bandwidth at priority 0: 25g
Unreserved Bandwidth at priority 1: 25g
Unreserved Bandwidth at priority 2: 25g
Unreserved Bandwidth at priority 3: 25g
Unreserved Bandwidth at priority 4: 25g
Unreserved Bandwidth at priority 5: 25g
Unreserved Bandwidth at priority 6: 25g
Unreserved Bandwidth at priority 7: 25g
TE-Default Metric: 10
System-ID: 0100.0000.1011 LAN Adjacency SID: 24320 F:0 B:0 V:1 L:1 S:0 P:0
Metric: 10 IP-Extended 10.0.1.1/32
Prefix-SID: index 300 R:0 N:1 P:1 E:0 V:0 L:0
Metric: 10 IP-Extended 10.11.1.0/30
Metric: 10 IP-Extended 10.1.2.0/30
Metric: 10 IP-Extended 10.4.1.0/30
Metric: 10 IP-Extended 10.1.1.0/30
Metric: 20 IP-Extended 10.0.1.2/32
Prefix-SID: index 400 R:1 N:0 P:1 E:0 V:0 L:0
Metric: 20 IP-Extended 10.0.1.3/32
Prefix-SID: index 500 R:1 N:0 P:1 E:0 V:0 L:0
Metric: 20 IP-Extended 10.0.1.4/32
Prefix-SID: index 600 R:1 N:0 P:1 E:0 V:0 L:0
Metric: 20 IP-Extended 10.0.1.11/32
Prefix-SID: index 100 R:1 N:0 P:1 E:0 V:0 L:0
Metric: 30 IP-Extended 10.0.1.33/32
Prefix-SID: index 700 R:1 N:0 P:0 E:0 V:0 L:0
Metric: 20 IP-Extended 10.2.1.0/30
Metric: 20 IP-Extended 10.3.2.0/30
Metric: 20 IP-Extended 10.4.2.0/30
Metric: 20 IP-Extended 10.11.2.0/30
Metric: 20 IP-Extended 10.11.22.0/30
Metric: 20 IP-Extended 10.33.1.0/30
Metric: 20 IP-Extended 10.33.44.0/30
Metric: 20 IP-Extended 10.44.5.0/30
P1.04-00 0x00000001 0xCBC6 796 0/0/0
Metric: 0 IS-Extended P1.00

```

```
Metric: 0          IS-Extended P4.00
P2.00-00          0x00000008  0x7B45          931          0/0/0
Area Address: 49.0000
NLPID: 0xCC
Hostname: P2
IP Address: 10.0.1.2
Router ID: 10.0.1.2
Router Cap: 10.0.1.2
  SRGB Range: 8000  SRGB Base SID: 16000  I:1 V:0
  SR-Algorithm:
    Algorithm: 0
  Sbfd Discriminator: 10.0.1.2
Metric: 10        IS-Extended P3.06
IPv4 Interface Address: 10.2.1.1
Neighbor IP Address: 10.2.1.2
Maximum Link Bandwidth: 10g
Reservable Bandwidth: 10g
Unreserved Bandwidth:
  Unreserved Bandwidth at priority 0: 10g
  Unreserved Bandwidth at priority 1: 10g
  Unreserved Bandwidth at priority 2: 10g
  Unreserved Bandwidth at priority 3: 10g
  Unreserved Bandwidth at priority 4: 10g
  Unreserved Bandwidth at priority 5: 10g
  Unreserved Bandwidth at priority 6: 10g
  Unreserved Bandwidth at priority 7: 10g
TE-Default Metric: 10
System-ID: 0100.0000.1003  LAN Adjacency SID: 24322  F:0 B:0 V:1 L:1 S:0 P:0
Metric: 10        IS-Extended P2.04
IPv4 Interface Address: 10.4.2.2
Neighbor IP Address: 10.4.2.2
Maximum Link Bandwidth: 10g
Reservable Bandwidth: 10g
Unreserved Bandwidth:
  Unreserved Bandwidth at priority 0: 10g
  Unreserved Bandwidth at priority 1: 10g
  Unreserved Bandwidth at priority 2: 10g
  Unreserved Bandwidth at priority 3: 10g
  Unreserved Bandwidth at priority 4: 10g
  Unreserved Bandwidth at priority 5: 10g
  Unreserved Bandwidth at priority 6: 10g
  Unreserved Bandwidth at priority 7: 10g
TE-Default Metric: 10
System-ID: 0100.0000.1004  LAN Adjacency SID: 24323  F:0 B:0 V:1 L:1 S:0 P:0
Metric: 10        IS-Extended P2.05
IPv4 Interface Address: 10.1.2.1
Neighbor IP Address: 10.1.2.1
Maximum Link Bandwidth: 10g
Reservable Bandwidth: 10g
Unreserved Bandwidth:
```

```
Unreserved Bandwidth at priority 0: 10g
Unreserved Bandwidth at priority 1: 10g
Unreserved Bandwidth at priority 2: 10g
Unreserved Bandwidth at priority 3: 10g
Unreserved Bandwidth at priority 4: 10g
Unreserved Bandwidth at priority 5: 10g
Unreserved Bandwidth at priority 6: 10g
Unreserved Bandwidth at priority 7: 10g
TE-Default Metric: 10
System-ID: 0100.0000.1001 LAN Adjacency SID: 24320 F:0 B:0 V:1 L:1 S:0 P:0
Metric: 10 IS-Extended PE1.04
IPv4 Interface Address: 10.11.2.2
Neighbor IP Address: 10.11.2.1
Maximum Link Bandwidth: 10g
Reservable Bandwidth: 10g
Unreserved Bandwidth:
  Unreserved Bandwidth at priority 0: 10g
  Unreserved Bandwidth at priority 1: 10g
  Unreserved Bandwidth at priority 2: 10g
  Unreserved Bandwidth at priority 3: 10g
  Unreserved Bandwidth at priority 4: 10g
  Unreserved Bandwidth at priority 5: 10g
  Unreserved Bandwidth at priority 6: 10g
  Unreserved Bandwidth at priority 7: 10g
TE-Default Metric: 10
System-ID: 0100.0000.1011 LAN Adjacency SID: 24321 F:0 B:0 V:1 L:1 S:0 P:0
Metric: 10 IP-Extended 10.0.1.2/32
  Prefix-SID: index 400 R:0 N:1 P:1 E:0 V:0 L:0
Metric: 10 IP-Extended 10.1.2.0/30
Metric: 10 IP-Extended 10.11.2.0/30
Metric: 10 IP-Extended 10.2.1.0/30
Metric: 10 IP-Extended 10.4.2.0/30
Metric: 20 IP-Extended 10.0.1.1/32
  Prefix-SID: index 300 R:1 N:0 P:1 E:0 V:0 L:0
Metric: 20 IP-Extended 10.0.1.3/32
  Prefix-SID: index 500 R:1 N:0 P:1 E:0 V:0 L:0
Metric: 20 IP-Extended 10.0.1.4/32
  Prefix-SID: index 600 R:1 N:0 P:1 E:0 V:0 L:0
Metric: 20 IP-Extended 10.0.1.11/32
  Prefix-SID: index 100 R:1 N:0 P:1 E:0 V:0 L:0
Metric: 30 IP-Extended 10.0.1.33/32
  Prefix-SID: index 700 R:1 N:0 P:0 E:0 V:0 L:0
Metric: 20 IP-Extended 10.1.1.0/30
Metric: 20 IP-Extended 10.3.2.0/30
Metric: 20 IP-Extended 10.4.1.0/30
Metric: 20 IP-Extended 10.11.1.0/30
Metric: 20 IP-Extended 10.11.22.0/30
Metric: 20 IP-Extended 10.33.1.0/30
Metric: 20 IP-Extended 10.33.44.0/30
Metric: 20 IP-Extended 10.44.5.0/30
```

```
P2.04-00          0x00000001  0xCCC3          796             0/0/0
  Metric:  0          IS-Extended P2.00
  Metric:  0          IS-Extended P4.00
P2.05-00          0x00000001  0x8909          796             0/0/0
  Metric:  0          IS-Extended P2.00
  Metric:  0          IS-Extended P1.00
P3.00-00          0x00000008  0xC9B7          931             0/0/0
Area Address: 49.0000
NLPID:          0xCC
Hostname:       P3
IP Address:     10.0.1.3
Router ID:      10.0.1.3
Router Cap:     10.0.1.3
  SRGB Range: 8000   SRGB Base SID: 16000  I:1 V:0
  SR-Algorithm:
    Algorithm: 0
  Sbfd Discriminator: 10.0.1.3
Metric:  10          IS-Extended P3.04
IPv4 Interface Address: 10.33.1.2
Neighbor IP Address: 10.33.1.2
Maximum Link Bandwidth: 10g
Reservable Bandwidth: 10g
Unreserved Bandwidth:
  Unreserved Bandwidth at priority 0: 10g
  Unreserved Bandwidth at priority 1: 10g
  Unreserved Bandwidth at priority 2: 10g
  Unreserved Bandwidth at priority 3: 10g
  Unreserved Bandwidth at priority 4: 10g
  Unreserved Bandwidth at priority 5: 10g
  Unreserved Bandwidth at priority 6: 10g
  Unreserved Bandwidth at priority 7: 10g
TE-Default Metric: 10
System-ID: 0100.0000.1033 LAN Adjacency SID: 24322  F:0 B:0 V:1 L:1 S:0 P:0
Metric:  10          IS-Extended P3.06
IPv4 Interface Address: 10.2.1.2
Neighbor IP Address: 10.2.1.2
Maximum Link Bandwidth: 10g
Reservable Bandwidth: 10g
Unreserved Bandwidth:
  Unreserved Bandwidth at priority 0: 10g
  Unreserved Bandwidth at priority 1: 10g
  Unreserved Bandwidth at priority 2: 10g
  Unreserved Bandwidth at priority 3: 10g
  Unreserved Bandwidth at priority 4: 10g
  Unreserved Bandwidth at priority 5: 10g
  Unreserved Bandwidth at priority 6: 10g
  Unreserved Bandwidth at priority 7: 10g
TE-Default Metric: 10
System-ID: 0100.0000.1002 LAN Adjacency SID: 24323  F:0 B:0 V:1 L:1 S:0 P:0
Metric:  10          IS-Extended P3.02
```

```
IPv4 Interface Address: 10.1.1.2
Neighbor IP Address: 10.1.1.2
Maximum Link Bandwidth: 10g
Reservable Bandwidth: 10g
Unreserved Bandwidth:
  Unreserved Bandwidth at priority 0: 10g
  Unreserved Bandwidth at priority 1: 10g
  Unreserved Bandwidth at priority 2: 10g
  Unreserved Bandwidth at priority 3: 10g
  Unreserved Bandwidth at priority 4: 10g
  Unreserved Bandwidth at priority 5: 10g
  Unreserved Bandwidth at priority 6: 10g
  Unreserved Bandwidth at priority 7: 10g
TE-Default Metric: 10
System-ID: 0100.0000.1001 LAN Adjacency SID: 24320 F:0 B:0 V:1 L:1 S:0 P:0
Metric: 10 IS-Extended P3.03
IPv4 Interface Address: 10.3.2.1
Neighbor IP Address: 10.3.2.1
Maximum Link Bandwidth: 10g
Reservable Bandwidth: 10g
Unreserved Bandwidth:
  Unreserved Bandwidth at priority 0: 10g
  Unreserved Bandwidth at priority 1: 10g
  Unreserved Bandwidth at priority 2: 10g
  Unreserved Bandwidth at priority 3: 10g
  Unreserved Bandwidth at priority 4: 10g
  Unreserved Bandwidth at priority 5: 10g
  Unreserved Bandwidth at priority 6: 10g
  Unreserved Bandwidth at priority 7: 10g
TE-Default Metric: 10
System-ID: 0100.0000.1004 LAN Adjacency SID: 24321 F:0 B:0 V:1 L:1 S:0 P:0
Metric: 10 IP-Extended 10.0.1.3/32
  Prefix-SID: index 500 R:0 N:1 P:1 E:0 V:0 L:0
Metric: 10 IP-Extended 10.1.1.0/30
Metric: 10 IP-Extended 10.3.2.0/30
Metric: 10 IP-Extended 10.33.1.0/30
Metric: 10 IP-Extended 10.33.44.0/30
Metric: 10 IP-Extended 10.2.1.0/30
Metric: 20 IP-Extended 10.0.1.33/32
  Prefix-SID: index 700 R:1 N:0 P:0 E:0 V:0 L:0
Metric: 20 IP-Extended 10.44.5.0/30
Metric: 20 IP-Extended 10.0.1.1/32
  Prefix-SID: index 300 R:1 N:0 P:1 E:0 V:0 L:0
Metric: 20 IP-Extended 10.0.1.2/32
  Prefix-SID: index 400 R:1 N:0 P:1 E:0 V:0 L:0
Metric: 20 IP-Extended 10.0.1.4/32
  Prefix-SID: index 600 R:1 N:0 P:1 E:0 V:0 L:0
Metric: 30 IP-Extended 10.0.1.11/32
  Prefix-SID: index 100 R:1 N:0 P:1 E:0 V:0 L:0
Metric: 20 IP-Extended 10.1.2.0/30
```

```

Metric: 20          IP-Extended 10.4.1.0/30
Metric: 20          IP-Extended 10.4.2.0/30
Metric: 20          IP-Extended 10.11.1.0/30
Metric: 20          IP-Extended 10.11.2.0/30
Metric: 30          IP-Extended 10.11.22.0/30
P3.02-00           0x00000001  0x9FF3          796          0/0/0
  Metric: 0          IS-Extended P3.00
  Metric: 0          IS-Extended P1.00
P3.03-00           0x00000001  0xD4BA          796          0/0/0
  Metric: 0          IS-Extended P3.00
  Metric: 0          IS-Extended P4.00
P3.04-00           0x00000001  0x7DE1          796          0/0/0
  Metric: 0          IS-Extended P3.00
  Metric: 0          IS-Extended PE2.00
P3.06-00           0x00000001  0x97F6          796          0/0/0
  Metric: 0          IS-Extended P3.00
  Metric: 0          IS-Extended P2.00
P4.00-00           0x00000007  0xB896          931          0/0/0
Area Address: 49.0000
NLPID: 0xCC
Hostname: P4
IP Address: 10.0.1.4
Router ID: 10.0.1.4
Router Cap: 10.0.1.4
  SRGB Range: 8000   SRGB Base SID: 16000  I:1 V:0
  SR-Algorithm:
    Algorithm: 0
  Sbfd Discriminator: 10.0.1.4
Metric: 10          IS-Extended P2.04
  IPv4 Interface Address: 10.4.2.1
  Neighbor IP Address: 10.4.2.2
  Maximum Link Bandwidth: 10g
  Reservable Bandwidth: 10g
  Unreserved Bandwidth:
    Unreserved Bandwidth at priority 0: 10g
    Unreserved Bandwidth at priority 1: 10g
    Unreserved Bandwidth at priority 2: 10g
    Unreserved Bandwidth at priority 3: 10g
    Unreserved Bandwidth at priority 4: 10g
    Unreserved Bandwidth at priority 5: 10g
    Unreserved Bandwidth at priority 6: 10g
    Unreserved Bandwidth at priority 7: 10g
  TE-Default Metric: 10
  System-ID: 0100.0000.1002  LAN Adjacency SID: 24320  F:0 B:0 V:1 L:1 S:0 P:0
Metric: 10          IS-Extended P1.04
  IPv4 Interface Address: 10.4.1.2
  Neighbor IP Address: 10.4.1.1
  Maximum Link Bandwidth: 10g
  Reservable Bandwidth: 10g
  Unreserved Bandwidth:

```

```
Unreserved Bandwidth at priority 0: 10g
Unreserved Bandwidth at priority 1: 10g
Unreserved Bandwidth at priority 2: 10g
Unreserved Bandwidth at priority 3: 10g
Unreserved Bandwidth at priority 4: 10g
Unreserved Bandwidth at priority 5: 10g
Unreserved Bandwidth at priority 6: 10g
Unreserved Bandwidth at priority 7: 10g
TE-Default Metric: 10
System-ID: 0100.0000.1001 LAN Adjacency SID: 24323 F:0 B:0 V:1 L:1 S:0 P:0
Metric: 10 IS-Extended P3.03
IPv4 Interface Address: 10.3.2.2
Neighbor IP Address: 10.3.2.1
Maximum Link Bandwidth: 10g
Reservable Bandwidth: 10g
Unreserved Bandwidth:
  Unreserved Bandwidth at priority 0: 10g
  Unreserved Bandwidth at priority 1: 10g
  Unreserved Bandwidth at priority 2: 10g
  Unreserved Bandwidth at priority 3: 10g
  Unreserved Bandwidth at priority 4: 10g
  Unreserved Bandwidth at priority 5: 10g
  Unreserved Bandwidth at priority 6: 10g
  Unreserved Bandwidth at priority 7: 10g
TE-Default Metric: 10
System-ID: 0100.0000.1003 LAN Adjacency SID: 24321 F:0 B:0 V:1 L:1 S:0 P:0
Metric: 10 IS-Extended P4.03
IPv4 Interface Address: 10.44.5.1
Neighbor IP Address: 10.44.5.1
Maximum Link Bandwidth: 10g
Reservable Bandwidth: 10g
Unreserved Bandwidth:
  Unreserved Bandwidth at priority 0: 10g
  Unreserved Bandwidth at priority 1: 10g
  Unreserved Bandwidth at priority 2: 10g
  Unreserved Bandwidth at priority 3: 10g
  Unreserved Bandwidth at priority 4: 10g
  Unreserved Bandwidth at priority 5: 10g
  Unreserved Bandwidth at priority 6: 10g
  Unreserved Bandwidth at priority 7: 10g
TE-Default Metric: 10
System-ID: 0100.0000.1033 LAN Adjacency SID: 24322 F:0 B:0 V:1 L:1 S:0 P:0
Metric: 10 IP-Extended 10.0.1.4/32
Prefix-SID: index 600 R:0 N:1 P:1 E:0 V:0 L:0
Metric: 10 IP-Extended 10.4.2.0/30
Metric: 10 IP-Extended 10.3.2.0/30
Metric: 10 IP-Extended 10.44.5.0/30
Metric: 10 IP-Extended 10.4.1.0/30
Metric: 20 IP-Extended 10.0.1.1/32
Prefix-SID: index 300 R:1 N:0 P:1 E:0 V:0 L:0
```

```

Metric: 20          IP-Extended 10.0.1.2/32
  Prefix-SID: index 400 R:1 N:0 P:1 E:0 V:0 L:0
Metric: 20          IP-Extended 10.0.1.3/32
  Prefix-SID: index 500 R:1 N:0 P:1 E:0 V:0 L:0
Metric: 30          IP-Extended 10.0.1.11/32
  Prefix-SID: index 100 R:1 N:0 P:1 E:0 V:0 L:0
Metric: 20          IP-Extended 10.0.1.33/32
  Prefix-SID: index 700 R:1 N:0 P:0 E:0 V:0 L:0
Metric: 20          IP-Extended 10.1.1.0/30
Metric: 20          IP-Extended 10.1.2.0/30
Metric: 20          IP-Extended 10.2.1.0/30
Metric: 20          IP-Extended 10.11.1.0/30
Metric: 20          IP-Extended 10.11.2.0/30
Metric: 30          IP-Extended 10.11.22.0/30
Metric: 20          IP-Extended 10.33.1.0/30
Metric: 20          IP-Extended 10.33.44.0/30
P4.03-00           0x00000001  0x85D8          796          0/0/0
  Metric: 0          IS-Extended P4.00
  Metric: 0          IS-Extended PE2.00
PE1.00-00          * 0x00000007  0xCE3C          932          0/0/0
Area Address: 49.0000
NLPID: 0xCC
Hostname: PE1
IP Address: 10.0.1.11
Router ID: 10.0.1.11
Router Cap: 10.0.1.11
  SRGB Range: 8000   SRGB Base SID: 16000  I:1 V:0
  SR-Algorithm:
    Algorithm: 0
Metric: 10          IS-Extended PE1.04
  IPv4 Interface Address: 10.11.2.1
  Neighbor IP Address: 10.11.2.1
  Maximum Link Bandwidth: 10g
  Reservable Bandwidth: 10g
  Unreserved Bandwidth:
    Unreserved Bandwidth at priority 0: 10g
    Unreserved Bandwidth at priority 1: 10g
    Unreserved Bandwidth at priority 2: 10g
    Unreserved Bandwidth at priority 3: 10g
    Unreserved Bandwidth at priority 4: 10g
    Unreserved Bandwidth at priority 5: 10g
    Unreserved Bandwidth at priority 6: 10g
    Unreserved Bandwidth at priority 7: 10g
  TE-Default Metric: 10
  System-ID: 0100.0000.1002 LAN Adjacency SID: 26240  F:0 B:0 V:1 L:1 S:0 P:0
Metric: 10          IS-Extended PE1.03
  IPv4 Interface Address: 10.11.1.1
  Neighbor IP Address: 10.11.1.1
  Maximum Link Bandwidth: 10g
  Reservable Bandwidth: 10g

```



```

Unreserved Bandwidth:
  Unreserved Bandwidth at priority 0: 10g
  Unreserved Bandwidth at priority 1: 10g
  Unreserved Bandwidth at priority 2: 10g
  Unreserved Bandwidth at priority 3: 10g
  Unreserved Bandwidth at priority 4: 10g
  Unreserved Bandwidth at priority 5: 10g
  Unreserved Bandwidth at priority 6: 10g
  Unreserved Bandwidth at priority 7: 10g
TE-Default Metric: 10
System-ID: 0100.0000.1001 LAN Adjacency SID: 26241 F:0 B:0 V:1 L:1 S:0 P:0
Metric: 10 IP-Extended 10.0.1.11/32
  Prefix-SID: index 100 R:0 N:1 P:1 E:0 V:0 L:0
Metric: 10 IP-Extended 10.11.2.0/30
Metric: 10 IP-Extended 10.11.22.0/30
Metric: 10 IP-Extended 10.11.1.0/30
Metric: 20 IP-Extended 10.0.1.1/32
  Prefix-SID: index 300 R:1 N:0 P:1 E:0 V:0 L:0
Metric: 20 IP-Extended 10.0.1.2/32
  Prefix-SID: index 400 R:1 N:0 P:1 E:0 V:0 L:0
Metric: 30 IP-Extended 10.0.1.3/32
  Prefix-SID: index 500 R:1 N:0 P:1 E:0 V:0 L:0
Metric: 30 IP-Extended 10.0.1.4/32
  Prefix-SID: index 600 R:1 N:0 P:1 E:0 V:0 L:0
Metric: 40 IP-Extended 10.0.1.33/32
  Prefix-SID: index 700 R:1 N:0 P:0 E:0 V:0 L:0
Metric: 20 IP-Extended 10.1.1.0/30
Metric: 20 IP-Extended 10.1.2.0/30
Metric: 20 IP-Extended 10.2.1.0/30
Metric: 30 IP-Extended 10.3.2.0/30
Metric: 20 IP-Extended 10.4.1.0/30
Metric: 20 IP-Extended 10.4.2.0/30
Metric: 30 IP-Extended 10.33.1.0/30
Metric: 30 IP-Extended 10.33.44.0/30
Metric: 30 IP-Extended 10.44.5.0/30
PE1.03-00 * 0x00000001 0xA6CF 797 0/0/0
  Metric: 0 IS-Extended PE1.00
  Metric: 0 IS-Extended P1.00
PE1.04-00 * 0x00000001 0xB3C0 797 0/0/0
  Metric: 0 IS-Extended PE1.00
  Metric: 0 IS-Extended P2.00
PE2.00-00 0x00000008 0x9F4C 935 0/0/0
Area Address: 49.0000
NLPID: 0xCC
Hostname: PE2
IP Address: 10.0.1.33
Router ID: 10.0.1.33
Router Cap: 10.0.1.33
SRGB Range: 8000 SRGB Base SID: 16000 I:1 V:0
SR-Algorithm:

```

```
Algorithm: 0
SBFD Discriminator: 10.0.1.33
Metric: 10          IS-Extended P4.03
IPv4 Interface Address: 10.44.5.2
Neighbor IP Address: 10.44.5.1
Maximum Link Bandwidth: 10g
Reservable Bandwidth: 10g
Unreserved Bandwidth:
  Unreserved Bandwidth at priority 0: 10g
  Unreserved Bandwidth at priority 1: 10g
  Unreserved Bandwidth at priority 2: 10g
  Unreserved Bandwidth at priority 3: 10g
  Unreserved Bandwidth at priority 4: 10g
  Unreserved Bandwidth at priority 5: 10g
  Unreserved Bandwidth at priority 6: 10g
  Unreserved Bandwidth at priority 7: 10g
TE-Default Metric: 10
System-ID: 0100.0000.1004 LAN Adjacency SID: 25600 F:0 B:0 V:1 L:1 S:0 P:0
Metric: 10          IS-Extended P3.04
IPv4 Interface Address: 10.33.1.1
Neighbor IP Address: 10.33.1.2
Maximum Link Bandwidth: 10g
Reservable Bandwidth: 10g
Unreserved Bandwidth:
  Unreserved Bandwidth at priority 0: 10g
  Unreserved Bandwidth at priority 1: 10g
  Unreserved Bandwidth at priority 2: 10g
  Unreserved Bandwidth at priority 3: 10g
  Unreserved Bandwidth at priority 4: 10g
  Unreserved Bandwidth at priority 5: 10g
  Unreserved Bandwidth at priority 6: 10g
  Unreserved Bandwidth at priority 7: 10g
TE-Default Metric: 10
System-ID: 0100.0000.1003 LAN Adjacency SID: 25601 F:0 B:0 V:1 L:1 S:0 P:0
Metric: 10          IP-Extended 10.0.1.33/32
  Prefix-SID: index 700 R:0 N:1 P:0 E:0 V:0 L:0
Metric: 10          IP-Extended 10.44.5.0/30
Metric: 10          IP-Extended 10.33.1.0/30
Metric: 30          IP-Extended 10.0.1.1/32
  Prefix-SID: index 300 R:1 N:0 P:1 E:0 V:0 L:0
Metric: 30          IP-Extended 10.0.1.2/32
  Prefix-SID: index 400 R:1 N:0 P:1 E:0 V:0 L:0
Metric: 20          IP-Extended 10.0.1.3/32
  Prefix-SID: index 500 R:1 N:0 P:1 E:0 V:0 L:0
Metric: 20          IP-Extended 10.0.1.4/32
  Prefix-SID: index 600 R:1 N:0 P:1 E:0 V:0 L:0
Metric: 40          IP-Extended 10.0.1.11/32
  Prefix-SID: index 100 R:1 N:0 P:1 E:0 V:0 L:0
Metric: 20          IP-Extended 10.1.1.0/30
Metric: 30          IP-Extended 10.1.2.0/30
```

```

Metric: 20          IP-Extended 10.2.1.0/30
Metric: 20          IP-Extended 10.3.2.0/30
Metric: 20          IP-Extended 10.4.1.0/30
Metric: 20          IP-Extended 10.4.2.0/30
Metric: 30          IP-Extended 10.11.1.0/30
Metric: 30          IP-Extended 10.11.2.0/30
Metric: 40          IP-Extended 10.11.22.0/30
Metric: 20          IP-Extended 10.33.44.0/30

```

PE1#

Validation 4

Verify that segment routing is enabled and that prefix SIDs are announced to other routers.

Verify that prefix SIDs are installed as labels in MPLS forwarding table. Verify the same in FTN and ILM tables.

PE1#show mpls forwarding-table

```

Codes: > - installed FTN, * - selected FTN, p - stale FTN,
        B - BGP FTN, K - CLI FTN, t - tunnel, P - SR Policy FTN,
        L - LDP FTN, R - RSVP-TE FTN, S - SNMP FTN, I - IGP-Shortcut,
        U - unknown FTN, O - SR-OSPF FTN, i - SR-ISIS FTN, k - SR-CLI FTN
(m) - FTN mapped over multipath transport

```

Code	FEC	FTN-ID	Nhlfe-ID	Tunnel-id	Pri	LSP-Type	Out-Label
Out-Intf	ELC	Nexthop					
i>	10.0.1.1/32	4	10	0	Yes	LSP_DEFAULT	16300
xe8	No	10.11.1.2					
i>	10.0.1.2/32	1	4	0	Yes	LSP_DEFAULT	16400
xe4	No	10.11.2.2					
i>	10.0.1.3/32	2	6	0	Yes	LSP_DEFAULT	16500
xe4	No	10.11.2.2					
i>	10.0.1.4/32	5	13	0	Yes	LSP_DEFAULT	16600
xe8	No	10.11.1.2					
P>	10.0.1.33/32	6	14	1	Yes	LSP_DEFAULT	16400
xe4	No	10.11.2.2					
i	10.0.1.33/32	3	7	0	Yes	LSP_DEFAULT	16700
xe4	No	10.11.2.2					

PE1#

In the forwarding tables above, the configured prefix SIDs are in the Out-Label column which is expected and is global across the topology. The swap happens in between nodes with this prefix SID and there is no local labelling.

Also verify the ILM and FTN tables.

PE1#sh mpls ilm-table

```

Codes: > - installed ILM, * - selected ILM, p - stale ILM
        K - CLI ILM, T - MPLS-TP, s - Stitched ILM
        S - SNMP, L - LDP, R - RSVP, C - CRLDP
        B - BGP, K - CLI, V - LDP_VC, I - IGP_SHORTCUT
        O - OSPF/OSPF6 SR, i - ISIS SR, k - SR CLI
        P - SR Policy, U - unknown

```

Code	FEC/VRF/L2CKT	ILM-ID	In-Label	Out-Label	In-Intf	Out-Intf/VRF
Nextthop		LSP-Type				
i>	10.0.1.3/32	4	16500	16500	N/A	xe4
10.11.2.2		LSP_DEFAULT				
i>	10.0.1.1/32	7	16300	16300	N/A	xe8
10.11.1.2		LSP_DEFAULT				
i>	10.0.1.11/32	1	16100	Nolabel	N/A	N/A
127.0.0.1		LSP_DEFAULT				
i>	10.0.1.2/32	6	16400	16400	N/A	xe4
10.11.2.2		LSP_DEFAULT				
i>	10.11.2.2/32	2	26240	3	N/A	xe4
10.11.2.2		LSP_DEFAULT				
i>	10.0.1.33/32	5	16700	16700	N/A	xe4
10.11.2.2		LSP_DEFAULT				
i>	10.0.1.4/32	8	16600	16600	N/A	xe8
10.11.1.2		LSP_DEFAULT				
P>	10.0.1.33/32	9	25600	16400	N/A	xe4
10.11.2.2		LSP_DEFAULT				
i>	10.11.1.2/32	3	26241	3	N/A	xe8
10.11.1.2		LSP_DEFAULT				

PE1#

PE1#

PE1#

PE1#show mpls ftn-table

Primary FTN entry with FEC: 10.0.1.1/32, id: 4, row status: Active, Tunnel-Policy: N/A
 Owner: ISIS-SR, distance: 115, Action-type: Redirect to LSP, Exp-bits: 0x0, Incoming
 DSCP: none

Tunnel id: 0, Protected LSP id: 0, Description: N/A, Color: 0

Cross connect ix: 7, in intf: - in label: 0 out-segment ix: 9

Owner: ISIS-SR, Persistent: No, Admin Status: Up, Oper Status: Up

Out-segment with ix: 9, owner: ISIS-SR, Stale: NO, out intf: xe8, out label: 16300

Nextthop addr: 10.11.1.2 cross connect ix: 7, op code: Push

Primary FTN entry with FEC: 10.0.1.2/32, id: 1, row status: Active, Tunnel-Policy: N/A
 Owner: ISIS-SR, distance: 115, Action-type: Redirect to LSP, Exp-bits: 0x0, Incoming
 DSCP: none

Tunnel id: 0, Protected LSP id: 0, Description: N/A, Color: 0

Cross connect ix: 4, in intf: - in label: 0 out-segment ix: 3

Owner: ISIS-SR, Persistent: No, Admin Status: Up, Oper Status: Up

Out-segment with ix: 3, owner: ISIS-SR, Stale: NO, out intf: xe4, out label: 16400

Nextthop addr: 10.11.2.2 cross connect ix: 4, op code: Push

Primary FTN entry with FEC: 10.0.1.3/32, id: 2, row status: Active, Tunnel-Policy: N/A
 Owner: ISIS-SR, distance: 115, Action-type: Redirect to LSP, Exp-bits: 0x0, Incoming
 DSCP: none

Tunnel id: 0, Protected LSP id: 0, Description: N/A, Color: 0

Cross connect ix: 5, in intf: - in label: 0 out-segment ix: 5

Owner: ISIS-SR, Persistent: No, Admin Status: Up, Oper Status: Up

Out-segment with ix: 5, owner: ISIS-SR, Stale: NO, out intf: xe4, out label: 16500

Nextthop addr: 10.11.2.2 cross connect ix: 5, op code: Push

Primary FTN entry with FEC: 10.0.1.4/32, id: 5, row status: Active, Tunnel-Policy: N/A
 Owner: ISIS-SR, distance: 115, Action-type: Redirect to LSP, Exp-bits: 0x0, Incoming DSCP: none

Tunnel id: 0, Protected LSP id: 0, Description: N/A, Color: 0

Cross connect ix: 9, in intf: - in label: 0 out-segment ix: 12

Owner: ISIS-SR, Persistent: No, Admin Status: Up, Oper Status: Up

Out-segment with ix: 12, owner: ISIS-SR, Stale: NO, out intf: xe8, out label: 16600

Nexthop addr: 10.11.1.2 cross connect ix: 9, op code: Push

Primary FTN entry with FEC: 10.0.1.33/32, id: 6, row status: Active, Tunnel-Policy: N/A
 Owner: SR_POLICY, distance: 0, Action-type: Redirect to Tunnel, Exp-bits: 0x0, Incoming DSCP: none

Tunnel id: 1, Protected LSP id: 0, QoS Resource id: 0, Description: ocnos, Color: 0

Cross connect ix: 8, in intf: - in label: 0 out-segment ix: 11

Owner: SR_POLICY, Persistent: No, Admin Status: Up, Oper Status: Up

Out-segment with ix: 11, owner: SR_POLICY, Stale: NO, out intf: xe4, out label: 16400\16600\16700

Nexthop addr: 10.11.2.2 cross connect ix: 8, op code: Push

Bidirectional Forwarding Detection is configured

Bidirectional Forwarding Detection is enabled

Primary FTN entry with FEC: 10.0.1.33/32, id: 3, row status: Active, Tunnel-Policy: N/A
 Owner: ISIS-SR, distance: 115, Action-type: Redirect to LSP, Exp-bits: 0x0, Incoming DSCP: none

Tunnel id: 0, Protected LSP id: 0, Description: N/A, Color: 0

Cross connect ix: 6, in intf: - in label: 0 out-segment ix: 7

Owner: ISIS-SR, Persistent: No, Admin Status: Down, Oper Status: Down

Out-segment with ix: 7, owner: ISIS-SR, Stale: NO, out intf: xe4, out label: 16700

Nexthop addr: 10.11.2.2 cross connect ix: 6, op code: Push

PE1#

Validation 5

Verify that sr policy is enabled and up.

PE1#show segment-routing policy

Policy-Name	State	Forwarding-Info	Color	End-point
ocnos			201	10.0.1.33
16400/16600/16700/xs4				UP

PE1#

PE1#

PE1#show segment-routing policy detail

```

Policy-Name: ocnos      Color 201      End-point 10.0.1.33      Tunnel-ID: 1
Admin-Status: UP      Oper-Status: UP for 00:09:45
State Transition Count: 3
CSPF Retry Limit: 100      CSPF Retry Interval: 10
Binding SID :
  BSID: 25600
  Alloc mode: Dynamic
  Oper State: Programmed

CP ID: 1, Active
  Preference: 200      Path Type: Explicit      CP Origin: Local
  CP state: Valid
  Segment List:
  Total no. of segments: 3
    Segment0[LABEL]: Label :16400
    Segment1[LABEL]: Label :16600
    Segment2[LABEL]: Label :16700
  Out-if: xe4      Out-label-stack: 16400/16600/16700
  Attributes:
    Configured:
      Explicit segment-list Name: PE3

```

```
PE1#
```

Validation 6

Verify that s-bfd session is enabled and up.

```
PE1#show bfd session
```

```
BFD process for VRF: (DEFAULT VRF)
```

```

=====
Sess-Idx  Remote-Disc  Lower-Layer  Sess-Type  Sess-State  UP-Time  Interface
Down-Reason Remote-Addr
1281      10.0.1.33    MPLS LSP     Single-Hop Up           00:10:45 xe4        NA
10.0.1.33/32

```

```
Number of Sessions: 1
```

```
PE1#
```

```
PE1#
```

```
PE1#show bfd session detail
```

```
BFD process for VRF: (DEFAULT VRF)
```

```

=====
Session Interface Index : 10005      Interface name :xe4
Session Index : 1281
Lower Layer : MPLS LSP              Version : 1
Session Type : Single Hop           Session State : Up

```

```
PE1#
PE1#
PE1#sh bfd mpls lsp clients
  Peer Addr          Path          Tunnel          Remote  Remote
Remote  Neg            Neg            Type          Name          Disc
Multi   Tx int        Rx int
 10.0.1.33          0          553713674  40          40000          40000
PE1#
```


CHAPTER 14 Segment Routing v6 Configuration

This chapter contains configurations of Segment Routing v6 (SRv6) with ISISv6.

SRv6

SRv6 represents Segment routing (SR) with IPv6 data plane. The SRv6 network program is encoded in the Segment Routing extension Header (SRH) of a network packet as an ordered list of segments. The most significant bits of a segment are called "locator". The locator acts as any routed subnet address and ensures that the packet destined for a segment is routed to the destination of that segment. The packet goes from node to node and receives sequential processing according to ordered instructions selected by the source and encoded in the SRH. No intermediate node changes the flow.

Topology

Below topology is for SRv6 with ISISv6 configurations.

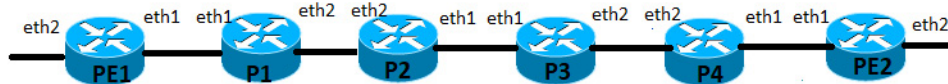


Figure 14-14: ISISv6 Configuration Topology

Configuration for ISISv6 with SRv6

PE1

PE1#configure terminal	Enter configure mode.
PE1 (config)#tunnel-policy policy0	Configure tunnel policy
PE1 (config-tnl-policy)#color 1	Color to be used as 1
PE1 (config-tnl-policy)#exit	Exit to config mode
PE1 (config)#ip vrf vrf1	IP VRF config with name vrf1
PE1 (config-vrf)#tunnel-select-policy policy0	Tunnel-policy to be mapped as policy0
PE1 (config-vrf)#rd 1:1	Route-distinguisher value
PE1 (config-vrf)#route-target both 1:1	Route target value
PE1 (config-vrf)#exit	Exit to config mode
PE1 (config)#interface lo	Enter interface mode.
PE1 (config-if)#ipv6 address cafe:1:2::11/128	Configure IPv6 address of the loopback interface.

PE1(config-if)# ip address 1.1.1.1/32 secondary	Configure IP address on the loopback interface as secondary
PE1(config-if)#ipv6 router isis 1	Make the interface part of the router ISIS 1 instance.
PE1(config-if)#exit	Exit interface mode.
PE1(config)#interface eth1	Enter interface mode.
PE1(config-if)#ipv6 address 1111::2/64	Configure the IPv6 address of the interface.
PE1(config-if)#ipv6 router isis 1	Make the interface part of the router ISIS 1 instance.
PE1(config)#interface eth2	Enter interface mode.
PE1(config-if)#ip vrf forwarding vrf1	Attaching eth2 to as part of vrf1
PE1(config-if)#ip address 101.1.1.1/24	Configure the IP address of the interface.
PE1(config-if)#exit	Exit interface mode
PE1(config)#router isis 1	Set the routing process ID as 1
PE1(config-router)#is-type level-2	Configure is-type as level-2
PE1(config-router)#metric-style wide	Configure wide metric-style
PE1(config-router)# net 49.0001.0000.0000.0001.00	Configure Network entity title (NET).
PE1(config-router)# address-family ipv6	Enter Address-family IPv6
PE1(config-router-af)#segment-routing srv6	Enable SRv6 under IPv6 address-family
PE1(config-router-af-srv6)# srv6-locator PE1_locator	Name to SRv6 locator
PE1(config-router-af-srv6)#exit-srv6	Exit SRv6 mode
PE1(config-router-af)#exit-address-family	Exit address-family IPv6
PE1(config-router)#exit	Exit router mode.
PE1(config)# router bgp 1000	Configure router BGP in AS 1000
PE1(config-router)# neighbor cafe:1:2::22 remote-as 1000	Configure neighbor in remote-as 1000
PE1(config-router)#neghbor cafe:1:2::22 update-source lo	Configure neighbor with update-source lo
PE1(config-router)# address-family vpnv4 unicast	Enter VPNv4 Address family mode
PE1(config-router-af)# segment-routing srv6	Enter SRv6 mode
PE1(config-router-vpnv4-srv6)# srv6-locator PE1_locator	Configure locator name under SRv6 mode
PE1(config-router-vpnv4-srv6)# exit-srv6	Exit SRv6 mode
PE1(config-router-af)#neighbor cafe:1:2::22 activate	Activate VPNv4 neighbor
PE1(config-router-af)# neighbor cafe:1:2::22 capability extended-nextthop-encode	Configure extended nexthop encode capability for VPNv4 neighbor
PE1(config-router-af)#exit-address-family	Exit from Address Family configuration mode
PE1(config-router)#address-family ipv4 vrf vrf1	Enter VRF address family
PE1(config-router-af)#redistribute connected	Redistribute connected routes
PE1(config-router-af)#segment-routing srv6	Enter SRv6 mode

PE1 (config-router-vrfv4-srv6) #sid-alloc per-vrf	Allocate SID per VRF
PE1 (config-router-vrfv4-srv6) #exit-srv6	Exit SRv6 mode
PE1 (config-router-vrfv4-srv6) #exit-address-family	Exit from Address Family configuration mode
PE1 (config-router-af) #exit	Exit from router mode
PE1 (config) #segment-routing	Configuring segment-routing
PE1 (config-sr) #srv6	Segment-Routing over IPv6 Data-Plane
PE1 (config-srv6) #locators	Configure SRv6 locators
PE1 (config-srv6-loc) #locator PE1_locator	Locator name as PE1_locator
PE1 (config-srv6-loc-conf) # prefix cafe:1:2:a11::/64	IPv6 prefix for locator
PE1 (config-srv6-loc-conf) #exit-locator	Exit from locator mode
PE1 (config-srv6-loc) #exit-locators	Exit from SRv6 locators configuration mode
PE1 (config-srv6) #exit-srv6	Exit from SRv6 configuration mode
PE1 (config-sr) #traffic-engineering	Segment Routing traffic engineering
PE1 (config-sr-sl) #segment-list 1	Configure segment list as 1
PE1 (config-sr-sl) #index 1 segment-type-2 cafe:1:2:a22:2001::	Configure segment type 2 with SRv6 SIDs
PE1 (config-sr-sl) #exit-sr-sl	Exit segment list mode
PE1 (config-sr-te) #policy 1	Policy configuration with name 1
PE1 (config-sr-pol) # color 1 end-point cafe:1:2::22	SR-policy color and end-point
PE1 (config-sr-pol-cp) #candidate-path 1	SR policy candidate path
PE1 (config-sr-pol-cp) #preference 100	Candidate Path preference
PE1 (config-sr-pol-cp) # explicit segment-list 1	Dynamic candidate path as ISIS
PE1 (config-sr-pol) #exit-sr-pol	Exit from SR policy configuration mode
PE1 (config-sr-te) #exit-te	Exit from traffic engineering configuration mode

P1

P1#configure terminal	Enter configure mode.
P1 (config) #interface eth1	Enter interface mode.
P1 (config-if) # ipv6 address 1111::1/64	Configure the IPv6 address of the interface.
P1 (config-if) #ipv6 router isis 1	Make the interface part of the router ISIS 1 instance.
P1 (config) #interface eth2	Enter interface mode.
P1 (config-if) # ipv6 address 5001::1/64	Configure the IP address of the interface.
P1 (config-if) #ipv6 router isis 1	Make the interface part of the router ISIS 1 instance.
P1 (config-if) #exit	Exit interface mode.
P1 (config) #router isis 1	Set the routing process ID as 1
P1 (config-router) #is-type level-2	Configure is-type as level-2

P1(config-router)#metric-style wide	Configure wide metric-style
P1(config-router)# net 49.0001.0000.0000.0002.00	Configure Network entity title (NET).
P1(config-router)# address-family ipv6	Enter Address-family IPv6
P1(config-router-af)#exit-address-family	Exit address family IPv6
P1(config-router)#exit	Exit router mode.

P2

P2#configure terminal	Enter configure mode.
P2(config)#interface eth1	Enter interface mode.
P2(config-if)# ipv6 address 50::50/64	Configure the IPv6 address of the interface.
P2(config-if)#ipv6 router isis 1	Make the interface part of the router ISIS 1 instance.
P2(config)#interface eth2	Enter interface mode.
P2(config-if)# ipv6 address 5001::2/64	Configure the IP address of the interface.
P2(config-if)#ipv6 router isis 1	Make the interface part of the router ISIS 1 instance.
P2(config-if)#exit	Exit interface mode.
P2(config)#router isis 1	Set the routing process ID as 1
P2(config-router)#is-type level-2	Configure is-type as level-2
P2(config-router)#metric-style wide	Configure wide metric-style
P2(config-router)# net 49.0001.0000.0000.0003.00	Configure Network entity title (NET).
P2(config-router)# address-family ipv6	Enter Address-family IPv6
P2(config-router-af)#exit-address-family	Exit address family IPv6
P2(config-router)#exit	Exit router mode.

P3

P3#configure terminal	Enter configure mode.
P3(config)#interface eth1	Enter interface mode.
P3(config-if)# ipv6 address 50::5/64	Configure the IPv6 address of the interface.
P3(config-if)#ipv6 router isis 1	Make the interface part of the router ISIS 1 instance.
P3(config)#interface eth2	Enter interface mode.
P3(config-if)# ipv6 address 511::1/64	Configure the IP address of the interface.
P3(config-if)#ipv6 router isis 1	Make the interface part of the router ISIS 1 instance.
P3(config-if)#exit	Exit interface mode.
P3(config)#router isis 1	Set the routing process ID as 1
P3(config-router)#is-type level-2	Configure is-type as level-2
P3(config-router)#metric-style wide	Configure wide metric-style
P3(config-router)# net 49.0001.0000.0000.0004.00	Configure Network entity title (NET).
P3(config-router)# address-family ipv6	Enter Address-family IPv6

P3(config-router-af)#exit-address-family	Exit address family IPv6
P3(config-router)#exit	Exit router mode.

P4

P4#configure terminal	Enter configure mode.
P4(config)#interface eth1	Enter interface mode.
P4(config-if)# ipv6 address 611::1/64	Configure the IPv6 address of the interface.
P4(config-if)#ipv6 router isis 1	Make the interface part of the router ISIS 1 instance.
P4(config)#interface eth2	Enter interface mode.
P4(config-if)# ipv6 address 511::2/64	Configure the IP address of the interface.
P4(config-if)#ipv6 router isis 1	Make the interface part of the router ISIS 1 instance.
P4(config-if)#exit	Exit interface mode.
P4(config)#router isis 1	Set the routing process ID as 1
P4(config-router)#is-type level-2	Configure is-type as level-2
P4(config-router)#metric-style wide	Configure wide metric-style
P4(config-router)# net 49.0001.0000.0000.0005.00	Configure Network entity title (NET).
P4(config-router)# address-family ipv6	Enter Address-family IPv6
P4(config-router-af)#exit-address-family	Exit address family IPv6
P4(config-router)#exit	Exit router mode.

PE2

PE2#configure terminal	Enter configure mode.
PE2(config)#tunnel-policy policy0	Configure tunnel policy
PE2(config-tnl-policy)#color 1	Color to be used as 1
PE2(config-tnl-policy)#exit	Exit to config mode
PE2(config)#ip vrf vrf1	IP VRF config with name vrf1
PE2(config-vrf)#tunnel-select-policy policy0	Tunnel-policy to be mapped as policy0
PE2(config-vrf)#rd 1:2	Route-distinguisher value
PE2(config-vrf)#route-target both 1:1	Route target value
PE2(config-vrf)#exit	Exit to config mode
PE2(config)#interface lo	Enter interface mode.
PE2(config-if)# ip address 6.6.6.6/32 secondary	Configure IP address on the loopback interface as secondary
PE2(config-if)#ipv6 address cafe:1:2::22/128	Configure IPv6 address of the loopback interface.
PE2(config-if)#ipv6 router isis 1	Make the interface part of the router ISIS 1 instance.
PE2(config-if)#exit	Exit interface mode.
PE2(config)#interface eth1	Enter interface mode.
PE2(config-if)#ipv6 address 611::2/64	Configure the IPv6 address of the interface.
PE2(config-if)#ipv6 router isis 1	Make the interface part of the router ISIS 1 instance.

PE2(config)#interface eth2	Enter interface mode.
PE2(config-if)#ip vrf forwarding vrf1	Attaching eth2 to as part of vrf1
PE2(config-if)#ip address 201.1.1.1/24	Configure the IP address of the interface.
PE2(config-if)#exit	Exit interface mode
PE2(config)#router isis 1	Set the routing process ID as 1
PE2(config-router)#is-type level-2	Configure is-type as level-2
PE2(config-router)#metric-style wide	Configure wide metric-style
PE2(config-router)# net 49.0001.0000.0000.0006.00	Configure Network entity title (NET).
PE2(config-router)# address-family ipv6	Enter Address-family IPv6
PE2(config-router-af)#segment-routing srv6	Enable SRv6 under IPv6 address-family
PE2(config-router-af-srv6)# srv6-locator PE2_locator	Name to SRv6 locator
PE2(config-router-af-srv6)#exit-srv6	Exit SRv6 mode
PE2(config-router-af)#exit-address-family	Exit address-family IPv6
PE2(config-router)#exit	Exit router mode.
PE2(config)# router bgp 1000	Configure router BGP in AS 1000
PE2(config-router)# neighbor cafe:1:2::11 remote-as 1000	Configure neighbor in remote-as 1000
PE2(config-router)#neghbor cafe:1:2::11 update-source lo	Configure neighbor with update-source lo
PE2(config-router)# address-family vpnv4 unicast	Enter VPNv4 Address family mode
PE2(config-router-af)# segment-routing srv6	Enter SRv6 mode
PE2(config-router-vpnv4-srv6)# srv6-locator PE2_locator	Configure locator name under SRv6 mode
PE2(config-router-vpnv4-srv6)# exit-srv6	Exit SRv6 mode
PE2(config-router-af)#neighbor cafe:1:2::11 activate	Activate VPNv4 neighbor
PE2(config-router-af)# neighbor cafe:1:2::11 capability extended-nexthop-encode	Configure extended nexthop encode capability for VPNv4 neighbor
PE2(config-router-af)#exit-address-family	Exit from Address Family configuration mode
PE2(config-router)#address-family ipv4 vrf vrf1	Enter VRF address family
PE2(config-router-af)#redistribute connected	Redistribute connected routes
PE2(config-router-af)#segment-routing srv6	Enter SRv6 mode
PE2(config-router-vrfv4-srv6)#sid-alloc per-vrf	Allocate SID per VRF
PE2(config-router-vrfv4-srv6)#exit-srv6	Exit SRv6 mode
PE2(config-router-vrfv4-srv6)#exit-address- family	Exit from Address Family configuration mode
PE2(config-router-af)#exit	Exit from router mode
PE2(config)#segment-routing	Configuring segment-routing
PE2(config-sr)#srv6	Segment-Routing over IPv6 Data-Plane

PE2 (config-srv6)#locators	Configure SRv6 locators
PE2 (config-srv6-loc)#locator PE2_locator	Locator name as PE2_locator
PE2 (config-srv6-loc-conf)# prefix cafe:1:2::all::/64	IPv6 prefix for locator
PE2 (config-srv6-loc-conf)#exit-locator	Exit from locator mode
PE2 (config-srv6-loc)#exit-locators	Exit from SRv6 locators configuration mode
PE2 (config-srv6)#exit-srv6	Exit from SRv6 configuration mode
PE2 (config-sr)#traffic-engineering	Segment Routing traffic engineering
PE2 (config-sr-sl)#segment-list 1	Configure segment list as 1
PE2 (config-sr-sl)#index 1 segment-type-2 cafe:1:2:a22:2001::	Configure segment type 2 with SRv6 SIDs
PE2 (config-sr-sl)#exit-sr-sl	Exit segment list mode
PE2 (config-sr-te)#policy 1	Policy configuration with name 1
PE2 (config-sr-pol)# color 1 end-point cafe:1:2::11	SR-policy color and end-point
PE2 (config-sr-pol-cp)#candidate-path 1	SR policy candidate path
PE2 (config-sr-pol-cp)#preference 100	Candidate Path preference
PE2 (config-sr-pol-cp)# explicit segment-list 1	Configuring explicit segment-list as 1
PE2 (config-sr-pol)#exit-sr-pol	Exit from SR policy configuration mode
PE2 (config-sr-te)#exit-te	Exit from traffic engineering configuration mode

Validation

```

PE1#show clns neighbors
Total number of L1 adjacencies: 0
Total number of L2 adjacencies: 1
Total number of adjacencies: 1
Tag 1: VRF : default
System Id      Interface  SNPA                State  Holdtime  Type Protocol
0000.0000.0002 eth1      b86a.97d6.716e      Up     24        L2    IS-IS

PE1#sho ip bgp vpnv4 all summary
BGP router identifier 1.1.1.1, local AS number 1000
BGP table version is 2
1 BGP AS-PATH entries
0 BGP community entries

Neighbor      V  AS  MsgRcv  MsgSen  TblVer  InQ  OutQ  Up/
Down  State/PfxRcd
cafe:1:2::22  4 1000  132    193     2       0     0
00:33:04      1

Total number of neighbors 1

Total number of Established sessions 1

PE1#show ip bgp vpnv4 all

```

Status codes: s suppressed, d damped, h history, a add-path, * valid, > best, i

- internal, l - labeled
S Stale

Origin codes: i - IGP, e - EGP, ? - incomplete

Network	Next Hop	Metric	LocPrf	Weight	Path
Route Distinguisher: 1:1 (Default for VRF vrfl)					
*> 101.1.1.0/24	0.0.0.0	0	100	32768	?
*>i201.1.1.0	cafe:1:2::22	0	100	0	?

Announced routes count = 1

Accepted routes count = 1

Route Distinguisher: 1:2

*>i201.1.1.0	cafe:1:2::22	0	100	0	?
--------------	--------------	---	-----	---	---

Announced routes count = 0

Accepted routes count = 1

PE1#

PE1#show segment-routing srv6 services

Codes: > - installed; T:Uses service-mapped tunnel

Service Flags	vrf	FEC	SID
Nexthop		SRv6-Policy-Name	
vpn4	>T vrfl	201.1.1.0/24	cafe:1:2:a22:8001::
cafe:1:2::22		1	

PE1# show segment-routing srv6 sid

SRv6 Segment ID table:

SID	Operation	Nexthop	Originator
cafe:1:2:a11:801::	END[usd]	::	nsm
cafe:1:2:a11:1001::	END[usp]	::	nsm
cafe:1:2:a11:2001::	END[psp]	::	nsm
cafe:1:2:a11:6001::	END.X[psp]	fe80::ba6a:97ff:fed6:716e	isis
cafe:1:2:a11:8001::	END.DT4	vrf vrfl	bgp:1000

PE1#show ipv6 route

IPv6 Routing Table

Codes: K - kernel route, C - connected, S - static, D- DHCP, R - RIP,
O - OSPF, IA - OSPF inter area, E1 - OSPF external type 1,
E2 - OSPF external type 2, E - EVPN N1 - OSPF NSSA external type 1,
N2 - OSPF NSSA external type 2, i - IS-IS, B - BGP,

P - SRV6-POLICY, v - vrf leaked

Timers: Uptime

IP Route Table for VRF "default"

```

C      ::1/128 via ::, lo, 00:45:32
i L2  50::/64 [115/30] via fe80::ba6a:97ff:fed6:716e, eth1, 00:38:19
i L2  511::/64 [115/40] via fe80::ba6a:97ff:fed6:716e, eth1, 00:38:19
i L2  611::/64 [115/50] via fe80::ba6a:97ff:fed6:716e, eth1, 00:38:19
C      1111::/64 via ::, eth1, 00:38:50
i L2  5001::/64 [115/20] via fe80::ba6a:97ff:fed6:716e, eth1, 00:38:19
C      cafe:1:2::11/128 via ::, lo, 00:38:50
i L2  cafe:1:2::22/128 [115/60] via fe80::ba6a:97ff:fed6:716e, eth1,
00:37:29
C      cafe:1:2:a11:801::/128, SRV6 END SID
      via ::, lo, 00:38:50
C      cafe:1:2:a11:1001::/128, SRV6 END SID
      via ::, lo, 00:38:50
C      cafe:1:2:a11:2001::/128, SRV6 END SID
      via ::, lo, 00:38:50

```



```

C      cafe:1:2:a11:6001::/128, SRV6 END.X SID
      via fe80::ba6a:97ff:fed6:716e, eth1, 00:38:34
C      cafe:1:2:a11:8001::/128, SRV6 END.DT4 SID
      via ::, lo, 00:38:50
i L2  cafe:1:2:a22::/64 [115/51] via fe80::ba6a:97ff:fed6:716e, eth1,
00:37:29
C      fe80::/64 via ::, eth1, 00:44:30

```

```
PE1#show isis database detail
```

```
Tag 1: VRF : default
```

```
IS-IS Level-2 Link State Database:
```

LSPID	LSP Seq Num	LSP Checksum	LSP Holdtime	ATT/P/OL
0000.0000.0001.00-00*	0x00000005	0xFC0C	681	0/0/0
Area Address: 49.0001				
NLPID: 0x8E				
IPv6 Address: 1111::2				
Router Cap: 0.0.0.0				
SR-Algorithm:				
Algorithm: 0				
Maximum SID Depth:				
SRH maximum segments left : 4				
SRH maximum end pop : 4				
SRH maximum H.encaps : 4				
SRH maximum decapsulation sids : 4				
SRV6 flags: 0				
Metric: 10	IS-Extended 0000.0000.0001.01			
Metric: 10	IPv6 1111::/64			
Metric: 10	IPv6 cafe:1:2::11/128			
Metric: 1	IPv6 cafe:1:2:a11::/64			
SRV6 Locator: (IPv6)cafe:1:2:a11::/64				
Algorithm: 0 flags: 0 metric: 0				
(2)	END SID: cafe:1:2:a11:2001:: flags:0 End-point behaviour: End with PSP			
(3)	END SID: cafe:1:2:a11:1001:: flags:0 End-point behaviour: End with USP			
(28)	END SID: cafe:1:2:a11:801:: flags:0 End-point behaviour: End with USD			
0000.0000.0001.01-00*	0x00000003	0x8D3B	681	0/0/0
Metric: 0 IS-Extended 0000.0000.0001.00				
Metric: 0 IS-Extended 0000.0000.0002.00				
0000.0000.0002.00-00	0x00000004	0xBCAD	684	0/0/0
Area Address: 49.0001				
NLPID: 0x8E				
IPv6 Address: 5001::1				
Metric: 10 IS-Extended 0000.0000.0001.01				
Metric: 10 IS-Extended 0000.0000.0003.02				
Metric: 10 IPv6 5001::/64				
0000.0000.0003.00-00	0x00000004	0x234D	687	0/0/0
Area Address: 49.0001				
NLPID: 0x8E				
IPv6 Address: 50::50				
Metric: 10 IS-Extended 0000.0000.0003.02				
Metric: 10 IS-Extended 0000.0000.0003.01				
Metric: 10 IPv6 50::/64				
Metric: 10 IPv6 5001::/64				
0000.0000.0003.01-00	0x00000003	0xB70B	686	0/0/0
Metric: 0 IS-Extended 0000.0000.0003.00				

```

Metric: 0 IS-Extended 0000.0000.0004.00
0000.0000.0003.02-00 0x00000003 0x883B 683 0/0/0
Metric: 0 IS-Extended 0000.0000.0003.00
Metric: 0 IS-Extended 0000.0000.0002.00
0000.0000.0004.00-00 0x00000004 0xFDF5 690 0/0/0
Area Address: 49.0001
NLPID: 0x8E
IPv6 Address: 50::5
Metric: 10 IS-Extended 0000.0000.0003.01
Metric: 10 IS-Extended 0000.0000.0005.02
Metric: 10 IPv6 50::/64
Metric: 10 IPv6 511::/64
0000.0000.0005.00-00 0x00000004 0xE87D 693 0/0/0
Area Address: 49.0001
NLPID: 0x8E
IPv6 Address: 611::1
Metric: 10 IS-Extended 0000.0000.0005.02
Metric: 10 IS-Extended 0000.0000.0006.01
Metric: 10 IPv6 611::/64
Metric: 10 IPv6 511::/64
0000.0000.0005.02-00 0x00000003 0xB20B 689 0/0/0
Metric: 0 IS-Extended 0000.0000.0005.00
Metric: 0 IS-Extended 0000.0000.0004.00
0000.0000.0006.00-00 0x00000004 0xB1E9 697 0/0/0
Area Address: 49.0001
NLPID: 0x8E
IPv6 Address: 611::2
Router Cap: 0.0.0.0
SR-Algorithm:
Algorithm: 0
Maximum SID Depth:
SRH maximum segments left : 4
SRH maximum end pop : 4
SRH maximum H.encaps : 4
SRH maximum decapsulation sids : 4
SRV6 flags: 0
Metric: 10 IS-Extended 0000.0000.0006.01
Metric: 10 IPv6 611::/64
Metric: 10 IPv6 cafe:1:2::22/128
Metric: 1 IPv6 cafe:1:2:a22::/64
SRV6 Locator: (IPV6)cafe:1:2:a22::/64
Algorithm: 0 flags: 0 metric: 0
END SID: cafe:1:2:a22:2001:: flags:0 End-point behaviour: End with PSP
(2) END SID: cafe:1:2:a22:1001:: flags:0 End-point behaviour: End with USP
(3) END SID: cafe:1:2:a22:801:: flags:0 End-point behaviour: End with USD
(28)
0000.0000.0006.01-00 0x00000003 0xCEEC 694 0/0/0
Metric: 0 IS-Extended 0000.0000.0006.00
Metric: 0 IS-Extended 0000.0000.0005.00

```

CHAPTER 15 Configuring SRv6 EVPN ELINE

This chapter contains configurations of SRv6 EVPN ELINE Single Homing and Multihoming.

SRv6 EVPN ELINE Single Homing

EVPN E-LINE provides a P2P L2VPN service solution based on the EVPN service architecture. Regarding this solution, a P2P SRv6 tunnel is established between PEs and traverses the backbone network. By binding the AC interface on the user side to the P2P SRv6 tunnel on the network side, traffic can be transmitted between the AC interface and the P2P SRv6 tunnel. As a result, traffic that enters the AC interface is forwarded directly to the peer PE through the P2P SRv6 tunnel. This solution provides a simple Layer 2 packet forwarding mode for the connection between AC interfaces at both ends, avoiding the need to search MAC address entries. This service solution is named Ethernet Line (E-Line).

Topology

Below example shows the SRv6 EVPN ELINE Single Homing configurations.



Figure 15-15: SRv6 EVPN ELINE Single Homing Topology

SRv6 EVPN ELINE SH Configuration without Policy

PE1

Loopback Interface:

PE1#configure terminal	Enter configure mode.
PE1(config)#interface lo	Enter interface mode.
PE1(config-if)#ipv6 address cafe:1:2::11/128	Configure IPv6 address of the loopback interface.
PE1(config-if)#ipv6 router isis 1	Make the interface part of the router ISIS 1 instance.
PE1(config-if)#exit	Exit interface mode.

Global SRv6 EVPN Command:

PE1#configure terminal	Enter configure mode.
PE1(config)#evpn srv6 enable	Enable srv6 evpn under config mode
PE1(config)#evpn srv6 ip-global cafe:1:2::11	Configuring SRv6 global IP to loopback IP
PE1(config)#qos enable	Enable qos

Interface Configuration Network Side:

PE1(config)#interface ce16	Enter interface mode.
PE1(config-if)#ipv6 address 5001::1/64	Configure the IPv6 address of the interface.
PE1(config-if)#ipv6 router isis 1	Make the interface part of the router ISIS 1 instance.
PE1(config-if)#exit	Exit the interface

ISIS Configuration:

PE1(config)#router isis 1	Set the routing process ID as 1
PE1(config-router)#is-type level-2-only	Configure isis level2
PE1(config-router)#metric-style wide	Configure wide metric-style
PE1(config-router)#net 49.0001.0000.0000.0001.00	Configure Network entity title (NET).
PE1(config-router)#address-family ipv6	Enter Address-family IPv6
PE1(config-router-af)#segment-routing srv6	Enter into segment routing SRv6 mode
PE1(config-router-af-srv6)#srv6-locator PE1_locator	Configure SRv6 locator name
PE1(config-router-af-srv6)#exit-srv6	Exit SRv6 mode
PE1(config-router-af)#exit	Exit address family mode
PE1(config-router)#exit	Exit router mode.

BGP Configuration:

PE1(config)#router bgp 1000	Configure router BGP in AS 1000
PE1(config-router)#bgp router-id 1.1.1.1	Configure BGP Router ID
PE1(config-router)#neighbor cafe:1:2::22 remote-as 1000	Configure neighbor remote-as 1000
PE1(config-router)#neighbor cafe:1:2::22 update-source lo	Configure neighbor with update-source lo
PE1(config-router)#address-family l2vpn evpn	Configure address-family l2vpn evpn
PE1(config-router-af)#neighbor cafe:1:2::22 activate	Activate neighbor under l2vpn evpn address family
PE1(config-router-af)#exit-address-family	Exit from Address Family configuration mode
PE1(config-router)#exit	Exit router prompt

MAC VRF Configuration:

PE1#configure terminal	Enter configure mode.
PE1(config)#mac vrf vrf3	Configure first mac VRF with name vrf3
PE1(config-vrf)#rd 1.1.1.1:30	Configure Route-distinguisher value
PE1(config-vrf)#route-target both 30:30	Configure Route target value
PE1(config-vrf)#exit	Exit to config mode
PE1(config)#mac vrf vrf4	Configure second mac VRF with name vrf4

PE1 (config-vrf) #rd 1.1.1.1:40	Configure Route-distinguisher value
PE1 (config-vrf) #route-target both 40:40	Configure Route target value
PE1 (config-vrf) #exit	Exit to config mode

EVPN and MAC VRF Mapping:

PE1#configure terminal	Enter into config mode
PE1 (config) #evpn srv6 id 70 xconnect target-srv6-id 80	Configure the EVPN-ELINE identifier with source identifier 70 and target identifier 80
PE1 (config-evpn-srv6) # evi-name eline-sh1	Configure evi-name as eline-sh1
PE1 (config-evpn-srv6) #host-reachability-protocol evpn-bgp vrf3	Configure host reachable protocol to Ethernet-VPN over BGP
PE1 (config-evpn-srv6) #locator PE1_locator	Configure Locator Name
PE1 (config-evpn-srv6) #exit	Exit evpn srv6
PE1 (config) #evpn srv6 id 71 xconnect target-srv6-id 81	Configure the EVPN-ELINE identifier with source identifier 71 and target identifier 81
PE1 (config-evpn-srv6) #evi-name eline-sh2	Configure evi-name as eline-sh2
PE1 (config-evpn-srv6) #host-reachability-protocol evpn-bgp vrf4	Configure host reachable protocol to Ethernet-VPN over BGP
PE1 (config-evpn-srv6) #locator PE1_locator	Configure Locator Name
PE1 (config-evpn-srv6) #exit	Exit evpn srv6
PE1 (config) #interface ce15.100 switchport	Creating L2 sub interface of physical interface ce15
PE1 (config-if) #encapsulation dot1q 100	Setting Encapsulation to dot1q with VLAN ID 100 Supported Encapsulation: dot1ad, dot1q, untagged, default
PE1 (config-if) #access-if-evpn	Create the evpn mpls access-port
PE1 (config-acc-if-evpn) #map vpn-id 70	Map vpn-id 70 to interface ce15.100 (ELINE)
PE1 (config-acc-if-evpn) #exit	Exit evpn mapping mode
PE1 (config-if) #exit	Exit evpn access mode
PE1 (config) #interface ce15.101 switchport	Creating L2 sub interface of physical interface ce15
PE1 (config-if) #encapsulation untagged	Setting Encapsulation to untagged Supported Encapsulation: dot1ad, dot1q, untagged, default
PE1 (config-if) #access-if-evpn	Create the evpn mpls access-port
PE1 (config-acc-if-evpn) #map vpn-id 71	Map vpn-id 71 to interface ce15.101 (ELINE)
PE1 (config-acc-if-evpn) #exit	Exit evpn mapping mode
PE1 (config-if) #exit	Exit evpn access mode

SRv6 Segment Routing:

PE1 (config) #segment-routing	Configuring segment-routing
PE1 (config-sr) #srv6	Segment-Routing over IPv6 Data-Plane
PE1 (config-srv6) #locators	Configure SRv6 locators
PE1 (config-srv6-loc) #locator PE1_locator	Locator name as PE1_locator
PE1 (config-srv6-loc-conf) #prefix cafe:1:2:all::/64	IPv6 prefix for locator

PE1 (config-srv6-loc-conf) #exit-locator	Exit from locator mode
PE1 (config-srv6-loc) #exit-locators	Exit from SRv6 locators configuration mode
PE1 (config-srv6) #exit-srv6	Exit from SRv6 configuration mode
PE1 (config-sr) #exit	Exit segment routing

P1

Interface Configuration:

P1#configure terminal	Enter configure mode.
P1 (config) #interface ce51	Enter interface mode.
P1 (config-if) #ipv6 address 5001::2/64	Configure the IPv6 address of the interface.
P1 (config-if) #ipv6 router isis 1	Make the interface part of the router ISIS 1 instance
P1 (config-if) #interface ce50	Enter interface mode.
P1 (config-if) #ipv6 address 3001::1/64	Configure the IP address of the interface.
P1 (config-if) #ipv6 router isis 1	Make the interface part of the router ISIS 1 instance.
P1 (config-if) #exit	Exit interface mode.

ISIS Configuration:

P1#configure terminal	Enter configure mode.
P1 (config) #router isis 1	Set the routing process ID as 1
P1 (config-router) #is-type level-2-only	Configure is-type as level-2
P1 (config-router) #metric-style wide	Configure wide metric-style
P1 (config-router) #net 49.0001.0000.0000.0002.00	Configure Network entity title (NET).
P1 (config-router) #address-family ipv6	Enter Address-family IPv6
P1 (config-router-af) #exit-address-family	Exit address family IPv6
P1 (config-router) #exit	Exit router mode.

PE2

Loopback Interface:

PE2#configure terminal	Enter configure mode.
PE2 (config) #interface lo	Enter interface mode.
PE2 (config-if) #ipv6 address cafe:1:2::22/128	Configure IPv6 address of the loopback interface.
PE2 (config-if) #ipv6 router isis 1	Make the interface part of the router ISIS instance 1
PE2 (config-if) #exit	Exit interface mode.

Global SRv6 EVPN Command:

PE2#configure terminal	Enter configure mode.
PE2(config)#evpn srv6 enable	Enable srv6 evpn under config mode
PE2(config)#evpn srv6 ip-global cafe:1:2::22	Configuring SRv6 global IP to loopback IP
PE1(config)#qos enable	Enable qos

Interface Configuration Network Side:

PE2(config)#interface ce4	Enter interface mode.
PE2(config-if)#ipv6 address 3001::2/64	Configure the IPv6 address of the interface.
PE2(config-if)#ipv6 router isis 1	Make the interface part of the router ISIS instance 1
PE2(config-if)#exit	Exit to config mode

ISIS Configuration:

PE2(config)#router isis 1	Set the routing process ID as 1
PE2(config-router)#is-type level-2-only	Configure isis level-2
PE2(config-router)#metric-style wide	Configure wide metric-style
PE2(config-router)#net 49.0001.0000.0000.0003.00	Configure Network entity title (NET).
PE2(config-router)#address-family ipv6	Enter Address-family IPv6
PE2(config-router-af)#segment-routing srv6	Configure is-type as level-2
PE2(config-router-af-srv6)#srv6-locator PE2_locator	Name to SRv6 locator
PE2(config-router-af-srv6)#exit-srv6	Exit SRv6 mode
PE2(config-router-af)#exit	Exit address family
PE2(config-router)#exit	Exit router mode.

BGP Configuration:

PE2(config)# router bgp 1000	Configure router BGP in AS 1000
PE2(config-router)# bgp router-id 2.2.2.2	Configure BGP Router ID
PE2(config-router)# neighbor cafe:1:2::11 remote-as 1000	Configure neighbor in remote-as 1000
PE2(config-router)#neighbor cafe:1:2::11 update-source lo	Configure neighbor with update-source lo
PE2(config-router)# address-family l2vpn evpn	Enter into l2vpn evpn Address family mode
PE2(config-router-af)#neighbor cafe:1:2::11 activate	Activate neighbor for EVPN under l2vpn address family
PE2(config-router-af)#exit-address-family	Exit from Address Family configuration mode
PE2(config-router)#exit	Exit from router mode

MAC VRF Configuration:

PE2#configure terminal	Enter configure mode.
PE2(config)#mac vrf vrf3	Configure first mac VRF with name vrf3
PE2(config-vrf)# rd 2.2.2.2:30	Configure Route-distinguisher value
PE2(config-vrf)# route-target both 30:30	Configure Route target value
PE2(config-vrf)#exit	Exit to config mode
PE2(config)#mac vrf vrf4	Configure second mac VRF with name vrf4
PE2(config-vrf)# rd 2.2.2.2:40	Configure Route-distinguisher value
PE2(config-vrf)# route-target both 40:40	Configure Route target value
PE2(config-vrf)#exit	Exit to config mode

EVPN and MAC VRF Mapping:

PE2#configure terminal	Enter into config mode
PE2(config)#evpn srv6 id 80 xconnect target-srv6-id 70	Configure the EVPN-ELINE identifier with source identifier 80 and target identifier 70
PE2(config-evpn-srv6)# evi-name eline-sh1	Configure evi-name as eline-sh1
PE2(config-evpn-srv6)# host-reachability-protocol evpn-bgp vrf3	Configure host reachable protocol to Ethernet-VPN over BGP
PE2(config-evpn-srv6)# locator PE2_locator	Configure Locator Name
PE2(config-evpn-srv6)#exit	Exit evpn srv6
PE2(config)#evpn srv6 id 81 xconnect target-srv6-id 71	Configure the EVPN-ELINE identifier with source identifier 81 and target identifier 71
PE2(config-evpn-srv6)# evi-name eline-sh2	Configure evi-name as eline-sh2
PE2(config-evpn-srv6)# host-reachability-protocol evpn-bgp vrf4	Configure host reachable protocol to Ethernet-VPN over BGP
PE2(config-evpn-srv6)# locator PE2_locator	Configure Locator Name
PE2(config-evpn-srv6)#exit	Exit evpn srv6
PE2(config)#interface ce6.100 switchport	Creating L2 sub interface of physical interface ce6
PE2(config-if)# encapsulation dot1q 100	Setting Encapsulation to dot1q with VLAN ID 100 Supported Encapsulation: dot1ad, dot1q, untagged, default
PE2(config-if)# access-if-evpn	Create the evpn mpls access-port
PE2(config-acc-if-evpn)#map vpn-id 80	Map vpn-id 80 to interface ce6.100 (ELINE)
PE2(config-acc-if-evpn)#exit	Exit evpn mapping mode
PE2(config-if)#exit	Exit evpn access mode
PE2(config)#interface ce6.101 switchport	Creating L2 sub interface of physical interface ce6
PE2(config-if)# encapsulation untagged	Setting Encapsulation to untagged Supported Encapsulation: dot1ad, dot1q, untagged, default
PE2(config-if)# access-if-evpn	Create the evpn mpls access-port
PE2(config-acc-if-evpn)# map vpn-id 81	Map vpn-id 81 to interface ce6.101 (ELINE)
PE2(config-acc-if-evpn)#exit	Exit evpn mapping mode
PE2(config-if)#exit	Exit evpn access mode

SRv6 Segment Routing:

PE2 (config)#segment-routing	Configuring segment-routing
PE2 (config-sr)#srv6	Segment-Routing over IPv6 Data-Plane
PE2 (config-srv6)#locators	Configure SRv6 locators
PE2 (config-srv6-loc)#locator PE2_locator	Locator name as PE2_locator
PE2 (config-srv6-loc-conf)#prefix cafe:1:2:a22::/64	IPv6 prefix for locator
PE2 (config-srv6-loc-conf)#exit-locator	Exit from locator mode
PE2 (config-srv6-loc)#exit-locators	Exit from SRv6 locators configuration mode
PE2 (config-srv6)#exit-srv6	Exit from SRv6 configuration mode
PE2 (config-sr)#exit	Exit segment routing

SRV6 EVPN ELINE Validation without Policy**SRV6 ISIS Route Check**

```
PE1#show clns neighbors
```

```
Total number of L1 adjacencies: 0
```

```
Total number of L2 adjacencies: 1
```

```
Total number of adjacencies: 1
```

```
Tag 1: VRF : default
```

System Id	Interface	SNPA	State	Holdtime	Type	Protocol
0000.0000.0002	ce16	3c2c.99c9.09ad	Up	24	L2	IS-IS

```
PE1#show ipv6 route
```

```
IPv6 Routing Table
```

```
Codes: K - kernel route, C - connected, S - static, D- DHCP, R - RIP,  
O - OSPF, IA - OSPF inter area, E1 - OSPF external type 1,  
E2 - OSPF external type 2, E - EVPN N1 - OSPF NSSA external type 1,  
N2 - OSPF NSSA external type 2, i - IS-IS, B - BGP,
```

```
P - SRV6-POLICY,
```

```
v - vrf leaked
```

```
Timers: Uptime
```

```
IP Route Table for VRF "default"
```

```
C      ::1/128 via ::, lo, 00:17:59  
i L2   3001::/64 [115/20] via fe80::3e2c:99ff:fec9:9ad, ce16, 00:11:49  
C      5001::/64 via ::, ce16, 00:12:55  
C      cafe:1:2::11/128 via ::, lo, 00:12:55  
i L2   cafe:1:2::22/128 [115/30] via fe80::3e2c:99ff:fec9:9ad, ce16, 00:11:49  
C      cafe:1:2:a11:2::/128, SRV6 END.DX2 SID  
via ::, lo, 00:12:55  
C      cafe:1:2:a11:3::/128, SRV6 END.DX2 SID  
via ::, lo, 00:12:55  
C      cafe:1:2:a11:801::/128, SRV6 END SID
```

```

        via ::, lo, 00:12:55
C       cafe:1:2:a11:1001::/128, SRV6 END SID
        via ::, lo, 00:12:55
C       cafe:1:2:a11:2001::/128, SRV6 END SID
        via ::, lo, 00:12:55
C       cafe:1:2:a11:6001::/128, SRV6 END.X SID
        via fe80::3e2c:99ff:fec9:9ad, ce16, 00:12:54
i L2    cafe:1:2:a22::/64 [115/21] via fe80::3e2c:99ff:fec9:9ad, ce16, 00:11:49
C       fe80::/64 via ::, ce15, 00:12:55

```

PE1#show isis database detail

Tag 1: VRF : default

IS-IS Level-2 Link State Database:

LSPID	LSP Seq Num	LSP Checksum	LSP Holdtime	ATT/P/OL
0000.0000.0001.00-00*	0x0000000B	0x4560	430	0/0/0
Area Address: 49.0001				
NLPID: 0x8E				
IPv6 Address: 5001::1				
Router Cap: 0.0.0.0				
SR-Algorithm:				
Algorithm: 0				
Maximum SID Depth:				
SRH maximum segments left : 4				
SRH maximum end pop : 4				
SRH maximum H.encaps : 4				
SRH maximum decapsulation sids : 4				
SRV6 flags: 0				
Metric: 10	IS-Extended 0000.0000.0001.01			
Metric: 10	IPv6 5001::/64			
Metric: 10	IPv6 cafe:1:2::11/128			
Metric: 1	IPv6 cafe:1:2:a11::/64			
SRV6 Locator:	(IPV6)cafe:1:2:a11::/64			
Algorithm: 0 flags: 0 metric: 0				
END SID: cafe:1:2:a11:2001:: flags:0 End-point behaviour: End with PSP (2)				
END SID: cafe:1:2:a11:1001:: flags:0 End-point behaviour: End with USP (3)				
END SID: cafe:1:2:a11:801:: flags:0 End-point behaviour: End with USD (28)				
0000.0000.0001.01-00*	0x00000001	0x9139	426	0/0/0
Metric: 0	IS-Extended 0000.0000.0001.00			
Metric: 0	IS-Extended 0000.0000.0002.00			
0000.0000.0002.00-00	0x00000013	0x814F	457	0/0/0
Area Address: 49.0001				
NLPID: 0x8E				
IPv6 Address: 5001::2				
Metric: 10	IS-Extended 0000.0000.0001.01			
Metric: 10	IS-Extended 0000.0000.0003.02			
Metric: 10	IPv6 5001::/64			
Metric: 10	IPv6 3001::/64			
0000.0000.0003.00-00	0x00000009	0xA707	462	0/0/0
Area Address: 49.0001				
NLPID: 0x8E				

```

IPv6 Address: cafe:1:2::22
Router Cap: 0.0.0.0
SR-Algorithm:
  Algorithm: 0
Maximum SID Depth:
  SRH maximum segments left : 4
  SRH maximum end pop : 4
  SRH maximum H.encaps : 4
  SRH maximum decapsulation sids : 4
SRV6 flags: 0
Metric: 10          IS-Extended 0000.0000.0003.02
Metric: 10          IPv6 cafe:1:2::22/128
Metric: 10          IPv6 3001::/64
Metric: 1           IPv6 cafe:1:2:a22::/64
SRV6 Locator:      (IPV6)cafe:1:2:a22::/64
  Algorithm: 0 flags: 0 metric: 0
  END SID: cafe:1:2:a22:2001:: flags:0 End-point behaviour: End with PSP (2)
  END SID: cafe:1:2:a22:1001:: flags:0 End-point behaviour: End with USP (3)
  END SID: cafe:1:2:a22:801:: flags:0 End-point behaviour: End with USD (28)
0000.0000.0003.02-00 0x00000006 0x823E 458 0/0/0
Metric: 0           IS-Extended 0000.0000.0003.00
Metric: 0           IS-Extended 0000.0000.0002.00

```

```
PE2#show clns neighbors
```

```

Total number of L1 adjacencies: 0
Total number of L2 adjacencies: 1
Total number of adjacencies: 1
Tag 1: VRF : default
System Id      Interface  SNPA                State Holdtime  Type Protocol
0000.0000.0002 ce4        3c2c.99c9.09ac      Up    26         L2    IS-IS

```

```
PE2#show ipv6 route
```

```

IPv6 Routing Table
Codes: K - kernel route, C - connected, S - static, D- DHCP, R - RIP,
       O - OSPF, IA - OSPF inter area, E1 - OSPF external type 1,
       E2 - OSPF external type 2, E - EVPN N1 - OSPF NSSA external type 1,
       N2 - OSPF NSSA external type 2, i - IS-IS, B - BGP,
       P - SRV6-POLICY,
       v - vrf leaked
Timers: Uptime

```

```
IP Route Table for VRF "default"
```

```

C      ::1/128 via ::, lo, 00:12:30
C      3001::/64 via ::, ce4, 00:06:46
i L2   5001::/64 [115/20] via fe80::3e2c:99ff:fec9:9ac, ce4, 00:06:31
i L2   cafe:1:2::11/128 [115/30] via fe80::3e2c:99ff:fec9:9ac, ce4, 00:06:31
C      cafe:1:2::22/128 via ::, lo, 00:06:47
i L2   cafe:1:2:a11::/64 [115/21] via fe80::3e2c:99ff:fec9:9ac, ce4, 00:06:31
C      cafe:1:2:a22:2::/128, SRV6 END.DX2 SID

```

```

    via ::, lo, 00:06:47
C    cafe:1:2:a22:3::/128, SRV6 END.DX2 SID
    via ::, lo, 00:06:47
C    cafe:1:2:a22:801::/128, SRV6 END SID
    via ::, lo, 00:06:47
C    cafe:1:2:a22:1001::/128, SRV6 END SID
    via ::, lo, 00:06:47
C    cafe:1:2:a22:2001::/128, SRV6 END SID
    via ::, lo, 00:06:47
C    cafe:1:2:a22:6001::/128, SRV6 END.X SID
    via fe80::3e2c:99ff:fec9:9ac, ce4, 00:06:46
C    fe80::/64 via ::, ce4, 00:06:46

```

PE2#show isis database detail

Tag 1: VRF : default

IS-IS Level-2 Link State Database:

LSPID	LSP Seq Num	LSP Checksum	LSP Holdtime	ATT/P/OL
0000.0000.0001.00-00	0x0000000B	0x4560	760	0/0/0
Area Address: 49.0001				
NLPID: 0x8E				
IPv6 Address: 5001::1				
Router Cap: 0.0.0.0				
SR-Algorithm:				
Algorithm: 0				
Maximum SID Depth:				
SRH maximum segments left : 4				
SRH maximum end pop : 4				
SRH maximum H.encaps : 4				
SRH maximum decapsulation sids : 4				
SRV6 flags: 0				
Metric: 10	IS-Extended 0000.0000.0001.01			
Metric: 10	IPv6 5001::/64			
Metric: 10	IPv6 cafe:1:2::11/128			
Metric: 1	IPv6 cafe:1:2:a11::/64			
SRV6 Locator:	(IPV6)cafe:1:2:a11::/64			
Algorithm: 0 flags: 0 metric: 0				
END SID: cafe:1:2:a11:2001:: flags:0 End-point behaviour: End with PSP (2)				
END SID: cafe:1:2:a11:1001:: flags:0 End-point behaviour: End with USP (3)				
END SID: cafe:1:2:a11:801:: flags:0 End-point behaviour: End with USD (28)				
0000.0000.0001.01-00	0x00000001	0x9139	756	0/0/0
Metric: 0	IS-Extended 0000.0000.0001.00			
Metric: 0	IS-Extended 0000.0000.0002.00			
0000.0000.0002.00-00	0x00000013	0x814F	788	0/0/0
Area Address: 49.0001				
NLPID: 0x8E				
IPv6 Address: 5001::2				
Metric: 10	IS-Extended 0000.0000.0001.01			
Metric: 10	IS-Extended 0000.0000.0003.02			
Metric: 10	IPv6 5001::/64			
Metric: 10	IPv6 3001::/64			

```

0000.0000.0003.00-00* 0x00000009 0xA707 793 0/0/0
Area Address: 49.0001
NLPID: 0x8E
IPv6 Address: cafe:1:2::22
Router Cap: 0.0.0.0
SR-Algorithm:
  Algorithm: 0
Maximum SID Depth:
  SRH maximum segments left : 4
  SRH maximum end pop : 4
  SRH maximum H.encaps : 4
  SRH maximum decapsulation sids : 4
SRV6 flags: 0
Metric: 10 IS-Extended 0000.0000.0003.02
Metric: 10 IPv6 cafe:1:2::22/128
Metric: 10 IPv6 3001::/64
Metric: 1 IPv6 cafe:1:2:a22::/64
SRV6 Locator: (IPV6)cafe:1:2:a22::/64
  Algorithm: 0 flags: 0 metric: 0
  END SID: cafe:1:2:a22:2001:: flags:0 End-point behaviour: End with PSP (2)
  END SID: cafe:1:2:a22:1001:: flags:0 End-point behaviour: End with USP (3)
  END SID: cafe:1:2:a22:801:: flags:0 End-point behaviour: End with USD (28)
0000.0000.0003.02-00* 0x00000006 0x823E 790 0/0/0
Metric: 0 IS-Extended 0000.0000.0003.00
Metric: 0 IS-Extended 0000.0000.0002.00

```

BGP Validation for EVPN-ELINE SH

```

PE1#show bgp neighbors
BGP neighbor is cafe:1:2::22, remote AS 1000, local AS 1000, internal link
BGP version 4, local router ID 1.1.1.1, remote router ID 2.2.2.2
BGP state = Established, up for 00:12:10
Last read 00:00:12, hold time is 90, keepalive interval is 30 seconds
Neighbor capabilities:
  Route refresh: advertised and received (old and new)
  Address family L2VPN EVPN: advertised and received
Received 36 messages, 0 notifications, 0 in queue
Sent 35 messages, 0 notifications, 0 in queue
Route refresh request: received 0, sent 0
Minimum time between advertisement runs is 5 seconds
Update source is lo
For address family: L2VPN EVPN
BGP table version 7, neighbor version 7
Index 1, Offset 0, Mask 0x2
Community attribute sent to this neighbor (both)
Large Community attribute sent to this neighbor
2 accepted prefixes
Accepted AD:2 MACIP:0 MCAST:0 ESI:0 PREFIX:0
2 announced prefixes

Connections established 1; dropped 0

```

```

Local host: cafe:1:2::11, Local port: 37131
Foreign host: cafe:1:2::22, Foreign port: 179
Nexthop: 1.1.1.1
Nexthop global: cafe:1:2::11
Nexthop local: ::
BGP connection: non shared network

```

```
PE2#show bgp neighbors
```

```

BGP neighbor is cafe:1:2::11, remote AS 1000, local AS 1000, internal link
  BGP version 4, local router ID 2.2.2.2, remote router ID 1.1.1.1
  BGP state = Established, up for 00:06:35
  Last read 00:00:13, hold time is 90, keepalive interval is 30 seconds
  Neighbor capabilities:
    Route refresh: advertised and received (old and new)
    Address family L2VPN EVPN: advertised and received
  Received 19 messages, 0 notifications, 0 in queue
  Sent 20 messages, 0 notifications, 0 in queue
  Route refresh request: received 0, sent 0
  Minimum time between advertisement runs is 5 seconds
  Update source is lo
For address family: L2VPN EVPN
  BGP table version 2, neighbor version 2
  Index 1, Offset 0, Mask 0x2
  Community attribute sent to this neighbor (both)
  Large Community attribute sent to this neighbor
  2 accepted prefixes
  Accepted AD:2 MACIP:0 MCAST:0 ESI:0 PREFIX:0
  2 announced prefixes

```

```
Connections established 1; dropped 0
```

```

Local host: cafe:1:2::22, Local port: 179
Foreign host: cafe:1:2::11, Foreign port: 37131
Nexthop: 2.2.2.2
Nexthop global: cafe:1:2::22
Nexthop local: ::
BGP connection: non shared network

```

SRV6 EVPN-ELINE

```
PE1#show segment-routing srv6 services
```

```
Status codes: > - installed, * - selected, T - Uses service-mapped tunnel
```

```
L3VPN:
```

```
EVPN:
```

Service	Flags	vrf	local-evpn-id	remote-evpn-id	SID
Nexthop			SRv6-Policy-Name		
ELINE	>	vrf3	70	80	cafe:1:2:a22:2::
cafe:1:2::22			None		
ELINE	>	vrf4	71	81	cafe:1:2:a22:3::
cafe:1:2::22			None		

```

PE1#show segment-routing srv6 services evpn
Status codes: > - installed, * - selected, T - Uses service-mapped tunnel
Service Flags vrf          local-evpn-id  remote-evpn-id  SID
Nextthop                SRv6-Policy-Name
ELINE > vrf3              70             80              cafe:1:2:a22:2::
cafe:1:2:::22           None
ELINE > vrf4              71             81              cafe:1:2:a22:3::
cafe:1:2:::22           None
    
```

```

PE1#show segment-routing srv6 sid
SRv6 Segment ID table:
SID                Operation  Nextthop                Originator
+-----+-----+-----+-----+
cafe:1:2:a11:2::  END.DX2   ::                      evpn:70
cafe:1:2:a11:3::  END.DX2   ::                      evpn:71
cafe:1:2:a11:801:: END[usd]  ::                      nsm
cafe:1:2:a11:1001:: END[usp]  ::                      nsm
cafe:1:2:a11:2001:: END[psp]  ::                      nsm
cafe:1:2:a11:6001:: END.X[psp] fe80::3e2c:99ff:fec9:9ad isis
    
```

```

PE1#show hsl srv6 evpn
TABLE: SRV6 EVPN Table
+-----+-----+-----+-----+-----+-----+
| EVPN | DESTINATION | POLICY-ID/ | OUT | NEXTHOP |
| EVPN SEGMENT | CACHE | FEC_ID |
| ID | FEC | TYPE/NHLFE-ID | IFNAME |
| STATUS |
+-----+-----+-----+-----+-----+-----+
71  cafe:1:2:::22  0 /PRI /1  ce16  fe80::3e2c:99ff:fec9:9ad
cafe:1:2:a22:3:: Active 0x2000ccdf
70  cafe:1:2:::22  0 /PRI /1  ce16  fe80::3e2c:99ff:fec9:9ad
cafe:1:2:a22:2:: Active 0x2000ccdd
    
```

```

PE1#show hsl srv6 evpn 70
TABLE: SRV6 EVPN Table
+-----+-----+-----+-----+-----+-----+
| EVPN | DESTINATION | POLICY-ID/ | OUT | NEXTHOP |
| EVPN SEGMENT | CACHE | FEC_ID |
| ID | FEC | TYPE/NHLFE-ID | IFNAME |
| STATUS |
+-----+-----+-----+-----+-----+-----+
70  cafe:1:2:::22  0 /PRI /1  ce16  fe80::3e2c:99ff:fec9:9ad
cafe:1:2:a22:2:: Active 0x2000ccdd
    
```

```

PE1#show hsl srv6 evpn 71
TABLE: SRV6 EVPN Table
+-----+-----+-----+-----+-----+-----+
| EVPN | DESTINATION | POLICY-ID/ | OUT | NEXTHOP |
| EVPN SEGMENT | CACHE | FEC_ID |
    
```

ID	FEC	TYPE/NHLFE-ID	IFNAME
71	cafe:1:2::22	0 /PRI /1	ce16
cafe:1:2:a22:3::		Active 0x2000ccdf	fe80::3e2c:99ff:fec9:9ad

PE1#show evpn srv6 xconnect

EVPN Xconnect Info

=====

AC-AC: Local-Cross-connect
 AC-NW: Cross-connect to Network
 AC-UP: Access-port is up
 AC-DN: Access-port is down
 NW-UP: Network is up
 NW-DN: Network is down
 NW-SET: Network and AC both are up

Local		Remote		Connection-Details	
VPN-ID	EVI-Name	MTU	VPN-ID	Source	Destination
PE-IP	MTU	Type	NW-Status		
70	eline-sh1	1500	80	ce15.100	--- Single Homed Port ---
cafe:1:2::22	1500	AC-NW	NW-SET		
71	eline-sh2	1500	81	ce15.101	--- Single Homed Port ---
cafe:1:2::22	1500	AC-NW	NW-SET		

Total number of entries are 2

PE1#show evpn srv6 xconnect id 70

EVPN Xconnect Info

=====

AC-AC: Local-Cross-connect
 AC-NW: Cross-connect to Network
 AC-UP: Access-port is up
 AC-DN: Access-port is down
 NW-UP: Network is up
 NW-DN: Network is down
 NW-SET: Network and AC both are up

Local		Remote		Connection-Details	
VPN-ID	EVI-Name	MTU	VPN-ID	Source	Destination
PE-IP	MTU	Type	NW-Status		
70	eline-sh1	1500	80	ce15.100	--- Single Homed Port ---
cafe:1:2::22	1500	AC-NW	NW-SET		

Total number of entries are 1

```
PE1#show evpn srv6 xconnect id 71
EVPN Xconnect Info
```

```
=====
AC-AC: Local-Cross-connect
AC-NW: Cross-connect to Network
AC-UP: Access-port is up
AC-DN: Access-port is down
NW-UP: Network is up
NW-DN: Network is down
NW-SET: Network and AC both are up
```

Local		Remote		Connection-Details	
VPN-ID	EVI-Name	MTU	VPN-ID	Source	Destination
PE-IP	MTU	Type	NW-Status		
71	eline-sh2	1500	81	ce15.101	--- Single Homed Port ---
cafe:1:2::22	1500	AC-NW	NW-SET		

Total number of entries are 1

```
PE1#show evpn srv6 xconnect tunnel summary
```

Total number of entries: 2 [Installed: 2, Resolved: 0, Unresolved: 0]

```
PE1#show evpn srv6 xconnect tunnel sid
```

```
EVPN-SRV6 Network tunnel SID's
Evpn service type: ELINE
EVI-NAME: NA
PE IP: cafe:1:2::22
Status: Installed
Xconnect information
Local Ethernet Tag Id: 70
Local UC-SID: cafe:1:2:a11:2::
Remote Ethernet Tag Id: 80
Remote UC-SID: cafe:1:2:a22:2::
Tunnel policy mapped: --
Evpn service type: ELINE
EVI-NAME: NA
PE IP: cafe:1:2::22
Status: Installed
Xconnect information
Local Ethernet Tag Id: 71
Local UC-SID: cafe:1:2:a11:3::
Remote Ethernet Tag Id: 81
Remote UC-SID: cafe:1:2:a22:3::
```

Tunnel policy mapped: --

PE2#show segment-routing srv6 services

Status codes: > - installed, * - selected, T - Uses service-mapped tunnel

L3VPN:

EVPN:

Service Flags	vrf	local-evpn-id	remote-evpn-id	SID
		SRv6-Policy-Name		
ELINE >	vrf3	80	70	cafe:1:2:a11:2::
	cafe:1:2::11	None		
ELINE >	vrf4	81	71	cafe:1:2:a11:3::
	cafe:1:2::11	None		

PE2#show segment-routing srv6 services evpn

Status codes: > - installed, * - selected, T - Uses service-mapped tunnel

Service Flags	vrf	local-evpn-id	remote-evpn-id	SID
		SRv6-Policy-Name		
ELINE >	vrf3	80	70	cafe:1:2:a11:2::
	cafe:1:2::11	None		
ELINE >	vrf4	81	71	cafe:1:2:a11:3::
	cafe:1:2::11	None		

PE2#show segment-routing srv6 sid

SRv6 Segment ID table:

SID	Operation	Nexthop	Originator
cafe:1:2:a22:2::	END.DX2	::	evpn:80
cafe:1:2:a22:3::	END.DX2	::	evpn:81
cafe:1:2:a22:801::	END[usd]	::	nsm
cafe:1:2:a22:1001::	END[usp]	::	nsm
cafe:1:2:a22:2001::	END[psp]	::	nsm
cafe:1:2:a22:6001::	END.X[psp]	fe80::3e2c:99ff:fec9:9ac	isis

PE2#show hsl srv6 evpn

TABLE: SRV6 EVPN Table

EVPN SEGMENT	DESTINATION	POLICY-ID/ FEC_ID	OUT	NEXTHOP
ID	FEC	TYPE/NHLFE-ID	IFNAME	
STATUS				
81	cafe:1:2::11	0 /PRI /1	ce4	fe80::3e2c:99ff:fec9:9ac
	cafe:1:2:a11:3::	Active 0x2000ccda		
80	cafe:1:2::11	0 /PRI /1	ce4	fe80::3e2c:99ff:fec9:9ac
	cafe:1:2:a11:2::	Active 0x2000ccd8		

PE2#show hsl srv6 evpn 80

TABLE: SRV6 EVPN Table

EVPN SEGMENT	DESTINATION	POLICY-ID/ FEC_ID	OUT	NEXTHOP
ID	FEC	TYPE/NHLFE-ID	IFNAME	
STATUS				

```

| EVPN | DESTINATION | POLICY-ID/ | OUT | NEXTHOP |
| EVPN SEGMENT | CACHE | FEC_ID |
| ID | FEC | TYPE/NHLFE-ID | IFNAME |
| STATUS |
+-----+-----+-----+-----+-----+
80      cafe:1:2::11      0 /PRI /1      ce4      fe80::3e2c:99ff:fec9:9ac
cafe:1:2:a11:2::      Active      0x2000ccd8

```

PE2#show hsl srv6 evpn 81
TABLE: SRV6 EVPN Table

```

+-----+-----+-----+-----+-----+
| EVPN | DESTINATION | POLICY-ID/ | OUT | NEXTHOP |
| EVPN SEGMENT | CACHE | FEC_ID |
| ID | FEC | TYPE/NHLFE-ID | IFNAME |
| STATUS |
+-----+-----+-----+-----+-----+
81      cafe:1:2::11      0 /PRI /1      ce4      fe80::3e2c:99ff:fec9:9ac
cafe:1:2:a11:3::      Active      0x2000ccda

```

PE2#show evpn srv6 xconnect
EVPN Xconnect Info

```

=====
AC-AC: Local-Cross-connect
AC-NW: Cross-connect to Network
AC-UP: Access-port is up
AC-DN: Access-port is down
NW-UP: Network is up
NW-DN: Network is down
NW-SET: Network and AC both are up

```

Local	Remote	Connection-Details			
VPN-ID	EVI-Name	MTU	VPN-ID	Source	Destination
PE-IP	MTU	Type	NW-Status		
80	eline-sh1	1500	70	ce6.100	--- Single Homed Port ---
cafe:1:2::11	1500	AC-NW	NW-SET		
81	eline-sh2	1500	71	ce6.101	--- Single Homed Port ---
cafe:1:2::11	1500	AC-NW	NW-SET		

Total number of entries are 2

PE2#show evpn srv6 xconnect id 80
EVPN Xconnect Info

```

=====
AC-AC: Local-Cross-connect
AC-NW: Cross-connect to Network
AC-UP: Access-port is up
AC-DN: Access-port is down

```

NW-UP: Network is up
 NW-DN: Network is down
 NW-SET: Network and AC both are up

Local			Remote		Connection-Details	
VPN-ID	EVI-Name	MTU	VPN-ID	Source	Destination	
PE-IP	MTU	Type	NW-Status			
80	eline-sh1	1500	70	ce6.100	--- Single Homed Port ---	
cafe:1:2::11	1500	AC-NW	NW-SET			

Total number of entries are 1

PE2#show evpn srv6 xconnect id 81
 EVPN Xconnect Info

```

=====
AC-AC: Local-Cross-connect
AC-NW: Cross-connect to Network
AC-UP: Access-port is up
AC-DN: Access-port is down
NW-UP: Network is up
NW-DN: Network is down
NW-SET: Network and AC both are up
  
```

Local			Remote		Connection-Details	
VPN-ID	EVI-Name	MTU	VPN-ID	Source	Destination	
PE-IP	MTU	Type	NW-Status			
81	eline-sh2	1500	71	ce6.101	--- Single Homed Port ---	
cafe:1:2::11	1500	AC-NW	NW-SET			

Total number of entries are 1

PE2#show evpn srv6 xconnect tunnel summary

Total number of entries: 2 [Installed: 2, Resolved: 0, Unresolved: 0]

PE2#show evpn srv6 xconnect tunnel sid

EVPN-SRV6 Network tunnel SID's

Evpn service type: ELINE

EVI-NAME: NA

PE IP: cafe:1:2::11

Status: Installed

Xconnect information

Local Ethernet Tag Id: 81

Local UC-SID: cafe:1:2:a22:3::

Remote Ethernet Tag Id: 71

```

Remote UC-SID: cafe:1:2:a11:3::
  Tunnel policy mapped: --
Evpn service type: ELINE
EVI-NAME: NA
  PE IP: cafe:1:2::11
  Status: Installed
Xconnect information
  Local Ethernet Tag Id: 80
  Local UC-SID: cafe:1:2:a22:2::
  Remote Ethernet Tag Id: 70
  Remote UC-SID: cafe:1:2:a11:2::
  Tunnel policy mapped: --
Total number of entries are 2

```

SRV6 EVPN ELINE SH Configuration with Policy

Note: This section is continuation of SRV6 EVPN ELINE SH Configuration without Policy section.

Note: If Traffic engineering needed, SR-Policy can be used otherwise not needed.

SRv6 Policy Configuration

PE1

PE1#configure terminal	Enter configure mode.
PE1 (config)#tunnel-policy policy0	Configure tunnel policy0
PE1 (config-tnl-policy)#color 1	Color to be used as 1
PE1 (config-tnl-policy)#exit	Exit to config mode
PE1 (config)#tunnel-policy policy1	Configure tunnel policy1
PE1 (config-tnl-policy)#color 2	Color to be used as 2
PE1 (config-tnl-policy)#exit	Exit to config mode
PE1 (config)#mac vrf vrf3	Enter into mac vrf3
PE1 (config-vrf)#tunnel-select-policy policy0	Tunnel-policy to be mapped as policy0
PE1 (config-vrf)#exit	Exit to config mode
PE1 (config)#mac vrf vrf4	Enter into mac vrf4
PE1 (config-vrf)#tunnel-select-policy policy1	Tunnel-policy to be mapped as policy1
PE1 (config-vrf)#exit	Exit to config mode
PE1 (config)#segment-routing	Enter into segment-routing
PE1 (config-sr)#traffic-engineering	Segment Routing traffic engineering
PE1 (config-sr-te)#segment-list 2	Configure segment list as 2
PE1 (config-sr-sl)#index 1 segment-type-2 cafe:1:2:a22:2002::	Configure segment type 2 with SRv6 SIDs
PE1 (config-sr-sl)#exit-sr-sl	Exit segment list mode
PE1 (config-sr-te)#segment-list 1	Configure segment list as 1

PE1(config-sr-sl)#index 1 segment-type-2 cafe:1:2:a22:2001::	Configure segment type 2 with SRv6 SIDs
PE1(config-sr-sl)#exit-sr-sl	Exit segment list mode
PE1(config-sr-te)#policy 2	Policy configuration with name 2
PE1(config-sr-pol)#color 2 end-point cafe:1:2::22	SR-policy color and end-point
PE1(config-sr-pol)#candidate-path 2	SR policy candidate path
PE1(config-sr-pol-cp)#preference 100	Configure Preference
PE1(config-sr-pol-cp)#explicit segment-list 2	configure a candidate path as an explicit path and attach a segment-list to it
PE1(config-sr-pol-cp)#exit-pol-cp	Exit candidate path
PE1(config-sr-pol)#exit-sr-pol	Exit from SR policy configuration mode
PE1(config-sr-te)#policy 1	Policy configuration with name 1
PE1(config-sr-pol)#color 1 end-point cafe:1:2::22	SR-policy color and end-point
PE1(config-sr-pol)#candidate-path 1	SR policy candidate path
PE1(config-sr-pol-cp)#preference 100	Configure Preference
PE1(config-sr-pol-cp)#explicit segment-list 1	configure a candidate path as an explicit path and attach a segment-list to it
PE1(config-sr-pol-cp)#exit-pol-cp	Exit candidate path
PE1(config-sr-pol)#exit-sr-pol	Exit from SR policy configuration mode
PE1(config-sr-te)#exit-te	Exit from traffic engineering configuration mode
PE1(config-sr)#exit	Exit segment routing

PE2

PE2#configure terminal	Enter configure mode
PE2(config)#tunnel-policy policy0	Configure tunnel policy0
PE2(config-tnl-policy)# color 1	Color to be used as 1
PE2(config-tnl-policy)#exit	Exit to config mode
PE2(config)#tunnel-policy policy1	Configure tunnel policy1
PE2(config-tnl-policy)# color 2	Color to be used as 2
PE2(config-tnl-policy)#exit	Exit to config mode
PE2(config)#mac vrf vrf3	Enter into mac vrf3
PE2(config-vrf)# tunnel-select-policy policy0	Tunnel-policy to be mapped as policy0
PE2(config-vrf)#exit	Exit to config mode
PE2(config)#mac vrf vrf4	Enter into mac vrf4
PE2(config-vrf)#tunnel-select-policy policy1	Tunnel-policy to be mapped as policy1
PE2(config-vrf)#exit	Exit to config mode
PE2(config)#segment-routing	Enter into segment-routing
PE2(config-sr)#traffic-engineering	Segment Routing traffic engineering
PE2(config-sr-te)#segment-list 2	Configure segment list as 2

PE2(config-sr-sl)#index 1 segment-type-2 cafe:1:2:a11:2002::	Configure segment type 2 with SRv6 SIDs
PE2(config-sr-sl)#exit-sr-sl	Exit segment list mode
PE2(config-sr-te)#segment-list 1	Configure segment list as 1
PE2(config-sr-sl)#index 1 segment-type-2 cafe:1:2:a11:2001::	Configure segment type 2 with SRv6 SIDs
PE2(config-sr-sl)#exit-sr-sl	Exit segment list mode
PE2(config-sr-te)#policy 2	Policy configuration with name 2
PE2(config-sr-pol)#color 2 end-point cafe:1:2::11	SR-policy color and end-point
PE2(config-sr-pol)#candidate-path 2	SR policy candidate path
PE2(config-sr-pol-cp)#preference 100	Configure Preference
PE2(config-sr-pol-cp)#explicit segment-list 2	configure a candidate path as an explicit path and attach a segment-list to it
PE2(config-sr-pol-cp)#exit-pol-cp	Exit candidate path
PE2(config-sr-pol)#exit-sr-pol	Exit from SR policy configuration mode
PE2(config-sr-te)#policy 1	Policy configuration with name 1
PE2(config-sr-pol)#color 1 end-point cafe:1:2::11	SR-policy color and end-point
PE2(config-sr-pol)#candidate-path 1	SR policy candidate path
PE2(config-sr-pol-cp)#preference 100	Configure Preference
PE2(config-sr-pol-cp)#explicit segment-list 1	configure a candidate path as an explicit path and attach a segment-list to it
PE2(config-sr-pol-cp)#exit-pol-cp	Exit candidate path
PE2(config-sr-pol)#exit-sr-pol	Exit from SR policy configuration mode
PE2(config-sr-te)#exit-te	Exit from traffic engineering configuration mode
PE2(config-sr)#exit	Exit segment routing

SRV6 EVPN ELINE SH with Tunnel Policy Validation

SR Tunnel Policy Validation

```
PE1#show segment-routing policy
```

Policy-Name	Color	End-point
State Forwarding-Info		
2	2	cafe:1:2::22
UP cafe:1:2:a22:2002::/ce16		
1	1	cafe:1:2::22
UP cafe:1:2:a22:2001::/ce16		

```
PE1#show segment-routing policy detail
```

```
Policy-Name: 2      Color 2      End-point cafe:1:2::22      Tunnel-ID: 2
Admin-Status: UP   Oper-Status: UP for 00:11:18
State Transition Count: 1
CP ID: 2, Active
```

```

Preference: 100    Path Type: Explicit    CP Origin: Local
CP state: Valid
Segment List:
Total no. of segments: 1
  Segment0[SRv6]: SID :cafe:1:2:a22:2002::
Out-if: ce16      Out-label-stack: cafe:1:2:a22:2002::
Attributes:
  Configured:
    Explicit segment-list Name: 2
  
```

```

Policy-Name: 1    Color 1    End-point cafe:1:2::22    Tunnel-ID: 1
Admin-Status: UP    Oper-Status: UP for 00:18:21
State Transition Count: 1
CP ID: 1, Active
  Preference: 100    Path Type: Explicit    CP Origin: Local
  CP state: Valid
  Segment List:
  Total no. of segments: 1
    Segment0[SRv6]: SID :cafe:1:2:a22:2001::
  Out-if: ce16      Out-label-stack: cafe:1:2:a22:2001::
  Attributes:
    Configured:
      Explicit segment-list Name: 1
  
```

PE2#show segment-routing policy

Policy-Name	Color	End-point
State Forwarding-Info		
2	2	cafe:1:2::11
UP cafe:1:2:a11:2002::/ce4		
1	1	cafe:1:2::11
UP cafe:1:2:a11:2001::/ce4		

PE2#show segment-routing policy detail

```

Policy-Name: 2    Color 2    End-point cafe:1:2::11    Tunnel-ID: 2
Admin-Status: UP    Oper-Status: UP for 00:09:53
State Transition Count: 1
CP ID: 2, Active
  Preference: 100    Path Type: Explicit    CP Origin: Local
  CP state: Valid
  Segment List:
  Total no. of segments: 1
    Segment0[SRv6]: SID :cafe:1:2:a11:2002::
  Out-if: ce4      Out-label-stack: cafe:1:2:a11:2002::
  Attributes:
    Configured:
      Explicit segment-list Name: 2
  
```



```

Policy-Name: 1      Color 1      End-point cafe:1:2::11      Tunnel-ID: 1
Admin-Status: UP    Oper-Status: UP for 00:18:10
State Transition Count: 1
CP ID: 1, Active
Preference: 100     Path Type: Explicit     CP Origin: Local
CP state: Valid
Segment List:
Total no. of segments: 1
Segment0[SRv6]: SID :cafe:1:2:a11:2001::
Out-if: ce4         Out-label-stack: cafe:1:2:a11:2001::
Attributes:
Configured:
Explicit segment-list Name: 1
    
```

SRv6 EVPN ELINE SH with Policy Validation

```

PE1#show segment-routing srv6 services
Status codes: > - installed, * - selected, T - Uses service-mapped tunnel
L3VPN:
    
```

```

EVPN:
Service Flags vrf      local-evpn-id  remote-evpn-id  SID                      Nexthop                      SRv6-Policy-Name
ELINE >T vrf3          70             80              cafe:1:2:a22:2::        cafe:1:2::22                  1
ELINE >T vrf4          71             81              cafe:1:2:a22:3::        cafe:1:2::22                  2
PE2#show segment-routing policy
    
```

```

Policy-Name          Color      End-point      State      Forwarding-Info
2                    2          cafe:1:2::11   UP         cafe:1:2:a11:2002::/ce4
1                    1          cafe:1:2::11   UP         cafe:1:2:a11:2001::/ce4
    
```

```

PE1#show segment-routing srv6 services evpn
Status codes: > - installed, * - selected, T - Uses service-mapped tunnel
Service Flags vrf      local-evpn-id  remote-evpn-id  SID                      Nexthop                      SRv6-Policy-Name
ELINE >T vrf3          70             80              cafe:1:2:a22:2::        cafe:1:2::22                  1
ELINE >T vrf4          71             81              cafe:1:2:a22:3::        cafe:1:2::22                  2
    
```

```

PE1#show segment-routing srv6 sid
SRv6 Segment ID table:
SID      Operation      Nexthop      Originator
+-----+-----+-----+-----+
cafe:1:2:a11:2::  END.DX2      ::          evpn:70
cafe:1:2:a11:3::  END.DX2      ::          evpn:71
cafe:1:2:a11:801::  END[usd]     ::          nsm
cafe:1:2:a11:1001::  END[usp]     ::          nsm
cafe:1:2:a11:2001::  END[psp]     ::          nsm
cafe:1:2:a11:6001::  END.X[psp]   fe80::3e2c:99ff:fec9:9ad  isis
    
```

```

PE1#show hsl srv6 evpn
TABLE: SRV6 EVPN Table
+-----+-----+-----+-----+-----+-----+-----+-----+
| EVPN | DESTINATION | POLICY-ID/ | OUT | NEXTHOP | EVPN SEGMENT | CACHE | FEC_ID |
| ID | FEC | TYPE/NHLFE-ID | IFNAME | | | STATUS | |
+-----+-----+-----+-----+-----+-----+-----+-----+
71  cafe:1:2::22  2 /PRI /5  ce16  fe80::3e2c:99ff:fec9:9ad  cafe:1:2:a22:3::  Active  0x2000ccdf
70  cafe:1:2::22  1 /PRI /2  ce16  fe80::3e2c:99ff:fec9:9ad  cafe:1:2:a22:2::  Active  0x2000ccdd
    
```

```

PE1#show hsl srv6 evpn 70
TABLE: SRV6 EVPN Table
+-----+-----+-----+-----+-----+-----+-----+-----+
| EVPN | DESTINATION | POLICY-ID/ | OUT | NEXTHOP | EVPN SEGMENT | CACHE | FEC_ID |
| ID | FEC | TYPE/NHLFE-ID | IFNAME | | | STATUS | |
+-----+-----+-----+-----+-----+-----+-----+-----+
    
```

```
70    cafe:1:2::22          1  /PRI /2    ce16  fe80::3e2c:99ff:fec9:9ad    cafe:1:2:a22:2::          Active  0x2000ccdd
```

```
PE1#show hsl srv6 evpn 71
```

```
TABLE: SRV6 EVPN Table
```

```

+-----+-----+-----+-----+-----+-----+-----+-----+
| EVPN |   DESTINATION   | POLICY-ID/ | OUT  |   NEXTHOP   |   EVPN SEGMENT   | CACHE | FEC_ID |
| ID   |   FEC           | TYPE/NHLFE-ID | IFNAME |              |                   |       |        |
+-----+-----+-----+-----+-----+-----+-----+-----+
71    cafe:1:2::22          2  /PRI /5    ce16  fe80::3e2c:99ff:fec9:9ad    cafe:1:2:a22:3::          Active  0x2000ccdf

```

```
PE1#show evpn srv6 xconnect
```

```
EVPN Xconnect Info
```

```

=====
AC-AC: Local-Cross-connect
AC-NW: Cross-connect to Network
AC-UP: Access-port is up
AC-DN: Access-port is down
NW-UP: Network is up
NW-DN: Network is down
NW-SET: Network and AC both are up

```

```

Local                Remote          Connection-Details
=====
VPN-ID    EVI-Name    MTU    VPN-ID    Source    Destination    PE-IP    MTU    Type    NW-Status
=====
70        eline-sh1   1500   80        ce15.100   --- Single Homed Port ---    cafe:1:2::22    1500   AC-NW   NW-SET
71        eline-sh2   1500   81        ce15.101   --- Single Homed Port ---    cafe:1:2::22    1500   AC-NW   NW-SET

```

```
Total number of entries are 2
```

```
PE1#show evpn srv6 xconnect id 70
```

```
EVPN Xconnect Info
```

```

=====
AC-AC: Local-Cross-connect
AC-NW: Cross-connect to Network
AC-UP: Access-port is up
AC-DN: Access-port is down
NW-UP: Network is up
NW-DN: Network is down
NW-SET: Network and AC both are up

```

```

Local                Remote          Connection-Details
=====
VPN-ID    EVI-Name    MTU    VPN-ID    Source    Destination    PE-IP    MTU    Type    NW-Status
=====
70        eline-sh1   1500   80        ce15.100   --- Single Homed Port ---    cafe:1:2::22    1500   AC-NW   NW-SET

```

```
Total number of entries are 1
```

```
PE1#show evpn srv6 xconnect id 71
```

```
EVPN Xconnect Info
```

```

=====
AC-AC: Local-Cross-connect
AC-NW: Cross-connect to Network
AC-UP: Access-port is up
AC-DN: Access-port is down
NW-UP: Network is up
NW-DN: Network is down
NW-SET: Network and AC both are up

```

```

Local                Remote          Connection-Details
=====
VPN-ID    EVI-Name    MTU    VPN-ID    Source    Destination    PE-IP    MTU    Type    NW-Status
=====
71        eline-sh2   1500   81        ce15.101   --- Single Homed Port ---    cafe:1:2::22    1500   AC-NW   NW-SET

```

```
Total number of entries are 1
```

PE1#show evpn srv6 xconnect tunnel summary

Total number of entries: 2 [Installed: 2, Resolved: 0, Unresolved: 0]

PE1#show evpn srv6 xconnect tunnel sid

EVPN-SRV6 Network tunnel SID's
 Evpn service type: ELINE
 EVI-NAME: NA
 PE IP: cafe:1:2::22
 Status: Installed
 Xconnect information
 Local Ethernet Tag Id: 70
 Local UC-SID: cafe:1:2:a11:2::
 Remote Ethernet Tag Id: 80
 Remote UC-SID: cafe:1:2:a22:2::
 Tunnel policy mapped: policy0
 Evpn service type: ELINE
 EVI-NAME: NA
 PE IP: cafe:1:2::22
 Status: Installed
 Xconnect information
 Local Ethernet Tag Id: 71
 Local UC-SID: cafe:1:2:a11:3::
 Remote Ethernet Tag Id: 81
 Remote UC-SID: cafe:1:2:a22:3::
 Tunnel policy mapped: policy1

Total number of entries are 2

PE2#show segment-routing srv6 services

Status codes: > - installed, * - selected, T - Uses service-mapped tunnel
 L3VPN:

EVPN:

Service	Flags	vrf	local-evpn-id	remote-evpn-id	SID	Nexthop	SRv6-Policy-Name
ELINE	>T	vrf3	80	70	cafe:1:2:a11:2::	cafe:1:2::11	1
ELINE	>T	vrf4	81	71	cafe:1:2:a11:3::	cafe:1:2::11	2

PE2#show segment-routing srv6 services evpn

Status codes: > - installed, * - selected, T - Uses service-mapped tunnel

Service	Flags	vrf	local-evpn-id	remote-evpn-id	SID	Nexthop	SRv6-Policy-Name
ELINE	>T	vrf3	80	70	cafe:1:2:a11:2::	cafe:1:2::11	1
ELINE	>T	vrf4	81	71	cafe:1:2:a11:3::	cafe:1:2::11	2

PE2#show segment-routing srv6 sid

SRv6 Segment ID table:

SID	Operation	Nexthop	Originator
cafe:1:2:a22:2::	END.DX2	::	evpn:80
cafe:1:2:a22:3::	END.DX2	::	evpn:81
cafe:1:2:a22:801::	END[usd]	::	nsm
cafe:1:2:a22:1001::	END[usp]	::	nsm
cafe:1:2:a22:2001::	END[psp]	::	nsm
cafe:1:2:a22:6001::	END.X[psp]	fe80::3e2c:99ff:fec9:9ac	isis

PE2#show hsl srv6 evpn

TABLE: SRV6 EVPN Table

EVPN ID	DESTINATION FEC	POLICY-ID/TYPE/NHLFE-ID	OUT IFNAME	NEXTHOP	EVPN SEGMENT	CACHE STATUS	FEC_ID
81	cafe:1:2::11	2 /PRI /3	ce4	fe80::3e2c:99ff:fec9:9ac	cafe:1:2:a11:3::	Active	0x2000ccda
80	cafe:1:2::11	1 /PRI /2	ce4	fe80::3e2c:99ff:fec9:9ac	cafe:1:2:a11:2::	Active	0x2000ccd8

PE2#show hsl srv6 evpn 80

TABLE: SRV6 EVPN Table

EVPN	DESTINATION	POLICY-ID/	OUT	NEXTHOP	EVPN SEGMENT	CACHE	FEC_ID
81	cafe:1:2::11	2 /PRI /3	ce4	fe80::3e2c:99ff:fec9:9ac	cafe:1:2:a11:3::	Active	0x2000ccda
80	cafe:1:2::11	1 /PRI /2	ce4	fe80::3e2c:99ff:fec9:9ac	cafe:1:2:a11:2::	Active	0x2000ccd8

ID	FEC	TYPE/NHLFE-ID	IFNAME			STATUS	
80	cafe:1:2::11	1 /PRI /2	ce4	fe80::3e2c:99ff:fec9:9ac	cafe:1:2:a11:2::	Active	0x2000ccd8

PE2#show hsl srv6 evpn 81

TABLE: SRV6 EVPN Table

EVPN ID	DESTINATION FEC	POLICY-ID/TYPE/NHLFE-ID	OUT IFNAME	NEXTHOP	EVPN SEGMENT	CACHE	FEC_ID
81	cafe:1:2::11	2 /PRI /3	ce4	fe80::3e2c:99ff:fec9:9ac	cafe:1:2:a11:3::	Active	0x2000ccda

PE2#show evpn srv6 xconnect

EVPN Xconnect Info

=====

AC-AC: Local-Cross-connect
 AC-NW: Cross-connect to Network
 AC-UP: Access-port is up
 AC-DN: Access-port is down
 NW-UP: Network is up
 NW-DN: Network is down
 NW-SET: Network and AC both are up

Local			Remote		Connection-Details				
VPN-ID	EVI-Name	MTU	VPN-ID	Source	Destination	PE-IP	MTU	Type	NW-Status
80	eline-sh1	1500	70	ce6.100	--- Single Homed Port ---	cafe:1:2::11	1500	AC-NW	NW-SET
81	eline-sh2	1500	71	ce6.101	--- Single Homed Port ---	cafe:1:2::11	1500	AC-NW	NW-SET

Total number of entries are 2

PE2#show evpn srv6 xconnect tunnel summary

Total number of entries: 2 [Installed: 2, Resolved: 0, Unresolved: 0]

PE2#show evpn srv6 xconnect tunnel sid

EVPN-SRV6 Network tunnel SID's

Evpn service type: ELINE

EVI-NAME: NA
 PE IP: cafe:1:2::11
 Status: Installed

Xconnect information

Local Ethernet Tag Id: 80
 Local UC-SID: cafe:1:2:a22:2::
 Remote Ethernet Tag Id: 70
 Remote UC-SID: cafe:1:2:a11:2::
 Tunnel policy mapped: policy0

Evpn service type: ELINE

EVI-NAME: NA
 PE IP: cafe:1:2::11
 Status: Installed

Xconnect information

Local Ethernet Tag Id: 81
 Local UC-SID: cafe:1:2:a22:3::
 Remote Ethernet Tag Id: 71
 Remote UC-SID: cafe:1:2:a11:3::
 Tunnel policy mapped: policy1

Total number of entries are 2

SRv6 EVPN ELINE Multi-Homing

- Traditional legacy VPLS does not have a solution for all active Multi-Homing. There is a partial solution for single active Multi-Homing. EVPN removes this limitation. EVPN has a standardized solution for both all-active and single-active Multi-Homing (currently only all-active support is provided).
- Ethernet Segment Identifier (ESI) is configured in Multi-Homed PE's interfaces which are connected to a single CE. For Particular ESI, multi-homed PE does the designated forwarder (DF) election to select which PE shall be responsible for sending BUM traffic towards CE. non-DF blocks the BUM traffic towards CE thus avoiding duplicate BUM traffic.
- Unicast Traffic (traffic towards known destination MAC/IP) is load shared towards both Multi-Homed PEs and further towards CE.
- ESI configuration at PE generates below two EVPN route types.
- When a multihomed CE is configured as an attachment circuit, the Ethernet Segment Route is sent. The main purpose of this route is to discover other PEs which share the ES and to perform DF elections, Fast convergence, and Split Horizon.
- Another Route sent by PE, when a CE is multi-homed, is the Ethernet A-D Route per EVI. This is used to announce a label (unicast/alias label) that can be used for load sharing by the remote PEs.
- ESI value is carried in the BGP NLRP prefix for Ethernet A-D routes. Ethernet A-D per ES route is responsible for mass withdrawal. It withdraws the instantiation of all VPWS point-to-point instances within the same ESI.
- The bit flag is set to "1" in the ESI Label extended community advertised with Ethernet A-D per ES route for single-active. It is set as "0" in All-active mode. Currently, OcNOS supports only All-Active mode.

Operational Notes for EVPN VPWS:

- Ethernet A-D routes are used for peer auto-discovery. Inclusive Multicast Route is not required or does not have participation in auto-discovery.
- ARP/ND uplift functionality is not applicable for VPWS.
- MAC/MAC-IP routes advertisement/learning is not applicable for VPWS.
- In multi-Homing VPWS, as there is no BUM traffic concept and only ALL-ACTIVE mode supported DF/non-DF election, and Split-Horizon concept is not applicable.
- MTU should be matching the VPWS peer's attachment circuits.
- Unlike E-LAN-EVPN, in all service types, the EVPN routes carry the Ethernet Tag Id as VPWS identifier.

Topology

Below example shows the SRv6 EVPN ELINE Multi-Homing configurations:

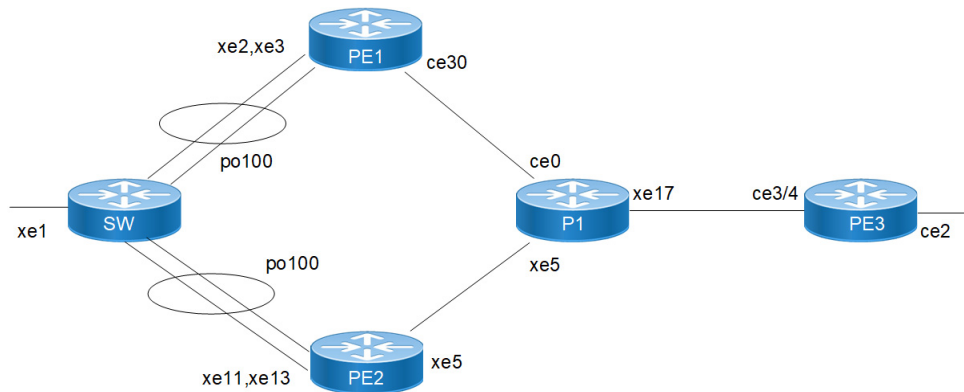


Figure 15-16: SRv6 EVPN ELINE Multi-Homing Topology

SRV6 EVPN ELINE MH Configuration

SW

Interface Configurations:

SW(config)#interface po100	Creating po100 lag interface
SW(config-if)#switchport	Configuring lag interface as L2 switch port
SW(config)#interface po100.3 switchport	Creating L2 sub interface of lag interface po100
SW(config-if)#encapsulation dot1q 100	Setting Encapsulation to dot1q with VLAN ID 100
SW(config)#interface xe1	Configuring physical interface xe1
SW(config-if)#switchport	Configuring physical interface as L2 switch port
SW(config)#interface xe1.3 switchport	Creating L2 sub interface of physical interface xe1
SW(config-if)#encapsulation dot1q 100	Setting Encapsulation to dot1q with VLAN ID 100
SW(config)#interface xe2	Configuring physical interface xe2
SW(config-if)# channel-group 100 mode active	Attaching to channel group 100 as active mode
SW(config)#interface xe3	Configuring physical interface xe3
SW(config-if)# channel-group 100 mode active	Attaching to channel group 100 as active mode
SW(config)#interface xe11	Configuring physical interface xe11
SW(config-if)# channel-group 100 mode active	Attaching to channel group 100 as active mode
SW(config)#interface xe13	Configuring physical interface xe13
SW(config-if)# channel-group 100 mode active	Attaching to channel group 100 as active mode
SW(config)#exit	Exit interface mode
SW(config-if)#cross-connect xe1_po100_3	Configuring cross connect
SW(config-xc)#interface xe1.3	Attaching interface xe1.3 to cross connect
SW(config-xc)#interface po100.3	Attaching interface po100.3 to cross connect
SW(config)#exit	Exit cross connect config mode

PE1**Loopback Interface:**

PE1#configure terminal	Enter configure mode.
PE1(config)#interface lo	Enter interface mode.
PE1(config-if)#ipv6 address 1001::1/128	Configure IPv6 address of the loopback interface.
PE1(config-if)#ipv6 router isis 1	Make the interface part of the router ISIS 1 instance.
PE1(config-if)#exit	Exit interface mode.

Global SRv6 EVPN Command:

PE1#configure terminal	Enter configure mode.
PE1(config)#evpn srv6 enable	Enable srv6 evpn under config mode
PE1(config)#evpn srv6 multihoming enable	Enable srv6 evpn multi homing under config mode
PE1(config)#evpn srv6 ip-global 1001::1	Configuring SRv6 global IP to loopback IP
PE1(config)#qos enable	Enable qos

Interface Configuration Network Side:

PE1(config)#interface ce30	Enter interface mode.
PE1(config-if)#ipv6 address 1112::1/64	Configure the IPv6 address of the interface.
PE1(config-if)#ipv6 router isis 1	Make the interface part of the router ISIS 1 instance.
PE1(config-if)#exit	Exit the interface

ISIS Configuration:

PE1(config)#router isis 1	Set the routing process ID as 1
PE1(config-router)#is-type level-2-only	Configure isis level2
PE1(config-router)#metric-style wide	Configure wide metric-style
PE1(config-router)#net 49.0001.0000.0000.0001.00	Configure Network entity title (NET).
PE1(config-router)#address-family ipv6	Enter Address-family IPv6
PE1(config-router-af)#segment-routing srv6	Enter into segment routing SRv6 mode
PE1(config-router-af-srv6)#srv6-locator PE1_locator	Configure SRv6 locator name
PE1(config-router-af-srv6)#exit-srv6	Exit SRv6 mode
PE1(config-router-af)#exit	Exit address family mode
PE1(config-router)#exit	Exit router mode.

BGP Configuration:

PE1(config)#router bgp 100	Configure router BGP in AS 100
PE1(config-router)#bgp router-id 1.1.1.1	Configure BGP Router ID

PE1(config-router)#neighbor 2001::1 remote-as 100	Configure neighbor remote-as 100
PE1(config-router)#neighbor 2001::1 update-source lo	Configure neighbor with update-source lo
PE1(config-router)#neighbor 3001::1 remote-as 100	Configure neighbor remote-as 100
PE1(config-router)#neighbor 3001::1 update-source lo	Configure neighbor with update-source lo
PE1(config-router)#address-family l2vpn evpn	Configure address-family l2vpn evpn
PE1(config-router-af)#neighbor 2001::1 activate	Activate neighbor under l2vpn evpn address family
PE1(config-router-af)#neighbor 3001::1 activate	Activate neighbor under l2vpn evpn address family
PE1(config-router-af)#exit-address-family	Exit from Address Family configuration mode
PE1(config-router)#exit	Exit router prompt

MAC VRF Configuration:

PE1#configure terminal	Enter configure mode.
PE1(config)#mac vrf ELINE_MH	Configure mac VRF with name ELINE_MH
PE1(config-vrf)#rd 10:10	Configure Route-distinguisher value
PE1(config-vrf)#route-target both 10:10	Configure Route target value
PE1(config-vrf)#exit	Exit to config mode

EVPN and MAC VRF Mapping:

PE1#configure terminal	Enter into config mode
PE1(config)#evpn srv6 id 12 xconnect target-srv6-id 42	Configure the EVPN-ELINE identifier with source identifier 12 and target identifier 42
PE1(config-evpn-srv6)#host-reachability-protocol evpn-bgp ELINE_MH	Configure host reachable protocol to Ethernet-VPN over BGP
PE1(config-evpn-srv6)#locator PE1_locator	Configure Locator Name
PE1(config-evpn-srv6)#exit	Exit evpn srv6
PE1(config)#interface po100	Creating po100 lag interface
PE1(config-if)#switchport	Configuring lag interface as L2 switch port
PE1(config-if)#evpn multi-homed system-mac 0000.1111.1111	Configuring evpn multi-homed system-mac
PE1(config)#interface xe2	Configuring physical interface xe2
PE1(config-if)# channel-group 100 mode active	Attaching to channel group 100 as active mode
PE1(config)#interface xe3	Configuring physical interface xe3
PE1(config-if)# channel-group 100 mode active	Attaching to channel group 100 as active mode
PE1(config)#exit	Exit interface mode
PE1(config)#interface po100.3 switchport	Creating L2 sub interface of physical interface po100

PE1 (config-if)#encapsulation dot1q 100	Setting Encapsulation to dot1q with VLAN ID 100 Supported Encapsulation: dot1ad, dot1q, untagged, default
PE1 (config-if)#access-if-evpn	Create the evpn mpls access-port
PE1 (config-acc-if-evpn)#map vpn-id 12	Map vpn-id 12 to interface
PE1 (config-acc-if-evpn)#exit	Exit evpn mapping mode
PE1 (config-if)#exit	Exit evpn access mode

SRv6 Segment Routing:

PE1 (config)#segment-routing	Configuring segment-routing
PE1 (config-sr)#srv6	Segment-Routing over IPv6 Data-Plane
PE1 (config-srv6)#locators	Configure SRv6 locators
PE1 (config-srv6-loc)#locator PE1_locator	Locator name as PE1_locator
PE1 (config-srv6-loc-conf)#prefix 1001::/64	IPv6 prefix for locator
PE1 (config-srv6-loc-conf)#exit-locator	Exit from locator mode
PE1 (config-srv6-loc)#exit-locators	Exit from SRv6 locators configuration mode
PE1 (config-srv6)#exit-srv6	Exit from SRv6 configuration mode
PE1 (config-sr)#exit	Exit segment routing

PE2

Loopback Interface:

PE2#configure terminal	Enter configure mode.
PE2 (config)#interface lo	Enter interface mode.
PE2 (config-if)#ipv6 address 2001::1/128	Configure IPv6 address of the loopback interface.
PE2 (config-if)#ipv6 router isis 1	Make the interface part of the router ISIS 1 instance.
PE2 (config-if)#exit	Exit interface mode.

Global SRv6 EVPN Command:

PE2#configure terminal	Enter configure mode.
PE2 (config)#evpn srv6 enable	Enable srv6 evpn under config mode
PE2 (config)#evpn srv6 multihoming enable	Enable srv6 evpn multi homing under config mode
PE2 (config)#evpn srv6 ip-global 2001::1	Configuring SRv6 global IP to loopback IP
PE2 (config)#qos enable	Enable qos

Interface Configuration Network Side:

PE2 (config)#interface xe5	Enter interface mode.
PE2 (config-if)#ipv6 address 2222::1/64	Configure the IPv6 address of the interface.
PE2 (config-if)#ipv6 router isis 1	Make the interface part of the router ISIS 1 instance.
PE2 (config-if)#exit	Exit the interface

ISIS Configuration:

PE2(config)#router isis 1	Set the routing process ID as 1
PE2(config-router)#is-type level-2-only	Configure isis level2
PE2(config-router)#metric-style wide	Configure wide metric-style
PE2(config-router)#net 49.0002.0000.0000.0002.00	Configure Network entity title (NET).
PE2(config-router)#address-family ipv6	Enter Address-family IPv6
PE2(config-router-af)#segment-routing srv6	Enter into segment routing SRv6 mode
PE2(config-router-af-srv6)#srv6-locator PE1_locator	Configure SRv6 locator name
PE2(config-router-af-srv6)#exit-srv6	Exit SRv6 mode
PE2(config-router-af)#exit	Exit address family mode
PE2(config-router)#exit	Exit router mode.

BGP Configuration:

PE2(config)#router bgp 100	Configure router BGP in AS 100
PE2(config-router)#bgp router-id 2.2.2.2	Configure BGP Router ID
PE2(config-router)#neighbor 1001::1 remote-as 100	Configure neighbor remote-as 100
PE2(config-router)#neighbor 1001::1 update-source lo	Configure neighbor with update-source lo
PE2(config-router)#neighbor 3001::1 remote-as 100	Configure neighbor remote-as 100
PE2(config-router)#neighbor 3001::1 update-source lo	Configure neighbor with update-source lo
PE2(config-router)#address-family l2vpn evpn	Configure address-family l2vpn evpn
PE2(config-router-af)#neighbor 1001::1 activate	Activate neighbor under l2vpn evpn address family
PE2(config-router-af)#neighbor 3001::1 activate	Activate neighbor under l2vpn evpn address family
PE2(config-router-af)#exit-address-family	Exit from Address Family configuration mode
PE2(config-router)#exit	Exit router prompt

MAC VRF Configuration:

PE2#configure terminal	Enter configure mode.
PE2(config)#mac vrf ELINE_MH	Configure mac VRF with name ELINE_MH
PE2(config-vrf)#rd 20:20	Configure Route-distinguisher value
PE2(config-vrf)#route-target both 10:10	Configure Route target value
PE2(config-vrf)#exit	Exit to config mode

EVPN and MAC VRF Mapping:

PE2#configure terminal	Enter into config mode
PE2(config)#evpn srv6 id 12 xconnect target-srv6-id 42	Configure the EVPN-ELINE identifier with source identifier 12 and target identifier 42
PE2(config-evpn-srv6)#host-reachability-protocol evpn-bgp ELINE_MH	Configure host reachable protocol to Ethernet-VPN over BGP
PE2(config-evpn-srv6)#locator PE1_locator	Configure Locator Name
PE2(config-evpn-srv6)#exit	Exit evpn srv6
PE2(config)#interface po100	Creating po100 lag interface
PE2(config-if)#switchport	Configuring lag interface as L2 switch port
PE2(config-if)#evpn multi-homed system-mac 0000.1111.1111	Configuring evpn multi-homed system-mac
PE2(config)#interface xe11	Configuring physical interface xe11
PE2(config-if)# channel-group 100 mode active	Attaching to channel group 100 as active mode
PE2(config)#interface xe13	Configuring physical interface xe13
PE2(config-if)# channel-group 100 mode active	Attaching to channel group 100 as active mode
PE2(config)#exit	Exit interface mode
PE2(config)#interface po100.3 switchport	Creating L2 sub interface of physical interface po100
PE2(config-if)#encapsulation dot1q 100	Setting Encapsulation to dot1q with VLAN ID 100 Supported Encapsulation: dot1ad, dot1q, untagged, default
PE2(config-if)#access-if-evpn	Create the evpn mpls access-port
PE2(config-acc-if-evpn)#map vpn-id 12	Map vpn-id 12 to interface
PE2(config-acc-if-evpn)#exit	Exit evpn mapping mode
PE2(config-if)#exit	Exit evpn access mode

SRv6 Segment Routing:

PE2(config)#segment-routing	Configuring segment-routing
PE2(config-sr)#srv6	Segment-Routing over IPv6 Data-Plane
PE2(config-srv6)#locators	Configure SRv6 locators
PE2(config-srv6-loc)#locator PE1_locator	Locator name as PE1_locator
PE2(config-srv6-loc-conf)#prefix 2001::/64	IPv6 prefix for locator
PE2(config-srv6-loc-conf)#exit-locator	Exit from locator mode
PE2(config-srv6-loc)#exit-locators	Exit from SRv6 locators configuration mode
PE2(config-srv6)#exit-srv6	Exit from SRv6 configuration mode
PE2(config-sr)#exit	Exit segment routing

P1**Interface Configuration:**

P1#configure terminal	Enter configure mode.
P1(config)#interface ce0	Enter interface mode.
P1(config-if)#ipv6 address 1112::2/64	Configure the IPv6 address of the interface.
P1(config-if)#ipv6 router isis 1	Make the interface part of the router ISIS 1 instance
P1(config-if)#interface xe5	Enter interface mode.
P1(config-if)#ipv6 address 2222::2/64	Configure the IP address of the interface.
P1(config-if)#ipv6 router isis 1	Make the interface part of the router ISIS 1 instance.
P1(config-if)#interface xe17	Enter interface mode.
P1(config-if)#ipv6 address 3332::2/64	Configure the IP address of the interface.
P1(config-if)#ipv6 router isis 1	Make the interface part of the router ISIS 1 instance.
P1(config-if)#exit	Exit interface mode.

ISIS Configuration:

P1#configure terminal	Enter configure mode.
P1(config)#router isis 1	Set the routing process ID as 1
P1(config-router)#is-type level-2-only	Configure is-type as level-2
P1(config-router)#metric-style wide	Configure wide metric-style
P1(config-router)#net 49.0006.0000.0000.0006.00	Configure Network entity title (NET).
P1(config-router)#address-family ipv6	Enter Address-family IPv6
P1(config-router-af)#exit-address-family	Exit address family IPv6
P1(config-router)#exit	Exit router mode.

PE3**Loopback Interface:**

PE3#configure terminal	Enter configure mode.
PE3(config)#interface lo	Enter interface mode.
PE3(config-if)#ipv6 address 3001::1/128	Configure IPv6 address of the loopback interface.
PE3(config-if)#ipv6 router isis 1	Make the interface part of the router ISIS 1 instance.
PE3(config-if)#exit	Exit interface mode.

Global SRv6 EVPN Command:

PE3#configure terminal	Enter configure mode.
PE3(config)#evpn srv6 enable	Enable srv6 evpn under config mode
PE3(config)#evpn srv6 multihoming enable	Enable srv6 evpn multi homing under config mode

PE3(config)#evpn srv6 ip-global 3001::1	Configuring SRv6 global IP to loopback IP
PE3(config)#qos enable	Enable qos

Interface Configuration Network Side:

PE3(config)#interface ce3/4	Enter interface mode.
PE3(config-if)#ipv6 address 3332::1/64	Configure the IPv6 address of the interface.
PE3(config-if)#ipv6 router isis 1	Make the interface part of the router ISIS 1 instance.
PE3(config-if)#exit	Exit the interface

ISIS Configuration:

PE3(config)#router isis 1	Set the routing process ID as 1
PE3(config-router)#is-type level-2-only	Configure isis level2
PE3(config-router)#metric-style wide	Configure wide metric-style
PE2(config-router)#net 49.0003.0000.0000.0003.00	Configure Network entity title (NET).
PE3(config-router)#address-family ipv6	Enter Address-family IPv6
PE3(config-router-af)#segment-routing srv6	Enter into segment routing SRv6 mode
PE2(config-router-af-srv6)#srv6-locator PE3_locator	Configure SRv6 locator name
PE3(config-router-af-srv6)#exit-srv6	Exit SRv6 mode
PE3(config-router-af)#exit	Exit address family mode
PE3(config-router)#exit	Exit router mode.

BGP Configuration:

PE3(config)#router bgp 100	Configure router BGP in AS 100
PE3(config-router)#bgp router-id 3.3.3.3	Configure BGP Router ID
PE3(config-router)#neighbor 1001::1 remote-as 100	Configure neighbor remote-as 100
PE3(config-router)#neighbor 1001::1 update-source lo	Configure neighbor with update-source lo
PE3(config-router)#neighbor 2001::1 remote-as 100	Configure neighbor remote-as 100
PE3(config-router)#neighbor 2001::1 update-source lo	Configure neighbor with update-source lo
PE3(config-router)#address-family l2vpn evpn	Configure address-family l2vpn evpn
PE3(config-router-af)#neighbor 1001::1 activate	Activate neighbor under l2vpn evpn address family
PE3(config-router-af)#neighbor 2001::1 activate	Activate neighbor under l2vpn evpn address family
PE3(config-router-af)#exit-address-family	Exit from Address Family configuration mode
PE3(config-router)#exit	Exit router prompt

MAC VRF Configuration:

PE3#configure terminal	Enter configure mode.
PE3(config)#mac vrf ELINE_MH	Configure mac VRF with name ELINE_MH
PE3(config-vrf)#rd 30:30	Configure Route-distinguisher value
PE3(config-vrf)#route-target both 10:10	Configure Route target value
PE3(config-vrf)#exit	Exit to config mode

EVPN and MAC VRF Mapping:

PE3#configure terminal	Enter into config mode
PE3(config)#evpn srv6 id 42 xconnect target-srv6-id 12	Configure the EVPN-ELINE identifier with source identifier 42 and target identifier 12
PE3(config-evpn-srv6)#host-reachability-protocol evpn-bgp ELINE_MH	Configure host reachable protocol to Ethernet-VPN over BGP
PE3(config-evpn-srv6)#locator PE3_locator	Configure Locator Name
PE3(config-evpn-srv6)#exit	Exit evpn srv6
PE3(config)#interface ce2	Configuring ce2 interface
PE3(config-if)#switchport	Configuring interface as L2 switch port
PE3(config)#interface ce2.3 switchport	Creating L2 sub interface of physical interface ce2
PE3(config-if)#encapsulation dot1q 100	Setting Encapsulation to dot1q with VLAN ID 100 Supported Encapsulation: dot1ad, dot1q, untagged, default
PE3(config-if)#access-if-evpn	Create the evpn mpls access-port
PE3(config-acc-if-evpn)#map vpn-id 42	Map vpn-id 12 to interface
PE3(config-acc-if-evpn)#exit	Exit evpn mapping mode
PE3(config-if)#exit	Exit evpn access mode

SRv6 Segment Routing:

PE3(config)#segment-routing	Configuring segment-routing
PE3(config-sr)#srv6	Segment-Routing over IPv6 Data-Plane
PE3(config-srv6)#locators	Configure SRv6 locators
PE3(config-srv6-loc)#locator PE3_locator	Locator name as PE3_locator
PE3(config-srv6-loc-conf)#prefix 3001::/64	IPv6 prefix for locator
PE3(config-srv6-loc-conf)#exit-locator	Exit from locator mode
PE3(config-srv6-loc)#exit-locators	Exit from SRv6 locators configuration mode
PE3(config-srv6)#exit-srv6	Exit from SRv6 configuration mode
PE3(config-sr)#exit	Exit segment routing

SRV6 EVPN ELINE Validation**SRV6 ISIS Route Check**

```
PE1#show clns neighbors
```

```

Total number of L1 adjacencies: 0
Total number of L2 adjacencies: 1
Total number of adjacencies: 1
Tag 1: VRF : default
System Id      Interface  SNPA                State Holdtime  Type Protocol
0000.0000.0006 ce30       e8c5.7a79.573a     Up    20         L2   IS-IS
PE1#show ipv6 route
IPv6 Routing Table
Codes: K - kernel route, C - connected, S - static, D- DHCP, R - RIP,
      O - OSPF, IA - OSPF inter area, E1 - OSPF external type 1,
      E2 - OSPF external type 2, E - EVPN  N1 - OSPF NSSA external type 1,
      N2 - OSPF NSSA external type 2, i - IS-IS, B - BGP,
      P - SRV6-POLICY,
      v - vrf leaked
Timers: Uptime

IP Route Table for VRF "default"
C      ::1/128 via ::, lo, 01:03:59
C      1001::1/128 via ::, lo, 01:03:59
C      1001::2:0:0:0/128, SRV6 END.DX2 SID
      via ::, lo, 01:03:54
C      1001::801:0:0:0/128, SRV6 END SID
      via ::, lo, 01:03:59
C      1001::1001:0:0:0/128, SRV6 END SID
      via ::, lo, 01:03:59
C      1001::2001:0:0:0/128, SRV6 END SID
      via ::, lo, 01:03:59
C      1001::6001:0:0:0/128, SRV6 END.X SID
      via fe80::eac5:7aff:fe79:573a, ce30, 01:03:48
C      1112::/64 via ::, ce30, 01:03:59
i L2   2001::/64 [115/21] via fe80::eac5:7aff:fe79:573a, ce30, 01:01:54
i L2   2001::1/128 [115/30] via fe80::eac5:7aff:fe79:573a, ce30, 01:01:54
i L2   2222::/64 [115/20] via fe80::eac5:7aff:fe79:573a, ce30, 01:02:44
i L2   3001::/64 [115/21] via fe80::eac5:7aff:fe79:573a, ce30, 00:43:56
i L2   3001::1/128 [115/30] via fe80::eac5:7aff:fe79:573a, ce30, 00:43:56
i L2   3332::/64 [115/20] via fe80::eac5:7aff:fe79:573a, ce30, 00:44:01
C      fe80::/64 via ::, ce50, 01:03:31
PE1#show isis database detail
Tag 1: VRF : default
IS-IS Level-1 Link State Database:
LSPID          LSP Seq Num  LSP Checksum  LSP Holdtime  ATT/P/OL
0000.0000.0001.00-00* 0x000000008  0x9568        690           1/0/0
  Area Address: 49.0001
  NLPID:        0x8E
  IPv6 Address: 1112::1
  Router Cap:   0.0.0.0
  Maximum SID Depth:
    SRH maximum segments left : 4
    SRH maximum end pop : 4
    SRH maximum H.encaps : 4
    SRH maximum decapsulation sids : 4
  SRV6 flags: 0
  SR-Algorithm:
    Algorithm: 0
  Metric: 10      IPv6 1112::/64
  Metric: 10      IPv6 1001::1/128
  Metric: 1       IPv6 1001::/64
  SRV6 Locator:   (IPv6)1001::/64
    Algorithm: 0 flags: 0 metric: 0
    END SID: 1001::2001:0:0:0 flags:0 End-point behaviour: End with PSP (2)
    END SID: 1001::1001:0:0:0 flags:0 End-point behaviour: End with USP (3)
    END SID: 1001::801:0:0:0 flags:0 End-point behaviour: End with USD (28)

IS-IS Level-2 Link State Database:
LSPID          LSP Seq Num  LSP Checksum  LSP Holdtime  ATT/P/OL
0000.0000.0001.00-00* 0x000000007  0x1FB7        679           0/0/0
  Area Address: 49.0001
  NLPID:        0x8E
  IPv6 Address: 1112::1
  Router Cap:   0.0.0.0
  Maximum SID Depth:
    SRH maximum segments left : 4

```

```

SRH maximum end pop : 4
SRH maximum H.encaps : 4
SRH maximum decapsulation sids : 4
SRV6 flags: 0
SR-Algorithm:
  Algorithm: 0
Metric: 10      IS-Extended 0000.0000.0001.01
Metric: 10      IPv6 1112::/64
Metric: 10      IPv6 1001::1/128
Metric: 1       IPv6 1001::/64
SRV6 Locator:   (IPv6)1001::/64
  Algorithm: 0 flags: 0 metric: 0
  END SID: 1001::2001:0:0:0 flags:0 End-point behaviour: End with PSP (2)
  END SID: 1001::1001:0:0:0 flags:0 End-point behaviour: End with USP (3)
  END SID: 1001::801:0:0:0 flags:0 End-point behaviour: End with USD (28)
0000.0000.0001.01-00* 0x00000005 0xD9E8 676 0/0/0
Metric: 0      IS-Extended 0000.0000.0001.00
Metric: 0      IS-Extended 0000.0000.0006.00
0000.0000.0002.00-00 0x00000007 0x94AE 764 0/0/0
Area Address: 49.0002
NLPID: 0x8E
IPv6 Address: 2001::1
Router Cap: 0.0.0.0
Maximum SID Depth:
  SRH maximum segments left : 4
  SRH maximum end pop : 4
  SRH maximum H.encaps : 4
  SRH maximum decapsulation sids : 4
  SRV6 flags: 0
  SR-Algorithm:
    Algorithm: 0
Metric: 10      IS-Extended 0000.0000.0002.02
Metric: 10      IPv6 2001::1/128
Metric: 10      IPv6 2222::/64
Metric: 1       IPv6 2001::/64
SRV6 Locator:   (IPv6)2001::/64
  Algorithm: 0 flags: 0 metric: 0
  END SID: 2001::2001:0:0:0 flags:0 End-point behaviour: End with PSP (2)
  END SID: 2001::1001:0:0:0 flags:0 End-point behaviour: End with USP (3)
  END SID: 2001::801:0:0:0 flags:0 End-point behaviour: End with USD (28)
0000.0000.0002.02-00 0x00000006 0xD1EC 760 0/0/0
Metric: 0      IS-Extended 0000.0000.0002.00
Metric: 0      IS-Extended 0000.0000.0006.00
0000.0000.0003.00-00 0x0000000D 0x3163 962 0/0/0
Area Address: 49.0003
NLPID: 0x8E
IPv6 Address: 3001::1
Router Cap: 0.0.0.0
Maximum SID Depth:
  SRH maximum segments left : 4
  SRH maximum end pop : 4
  SRH maximum H.encaps : 4
  SRH maximum decapsulation sids : 4
  SRV6 flags: 0
  SR-Algorithm:
    Algorithm: 0
Metric: 10      IS-Extended 0000.0000.0006.03
Metric: 10      IPv6 3001::1/128
Metric: 1       IPv6 3001::/64
Metric: 10      IPv6 3332::/64
SRV6 Locator:   (IPv6)3001::/64
  Algorithm: 0 flags: 0 metric: 0
  END SID: 3001::2001:0:0:0 flags:0 End-point behaviour: End with PSP (2)
  END SID: 3001::1001:0:0:0 flags:0 End-point behaviour: End with USP (3)
  END SID: 3001::801:0:0:0 flags:0 End-point behaviour: End with USD (28)
0000.0000.0006.00-00 0x0000000D 0xE754 966 0/0/0
Area Address: 49.0006
NLPID: 0x8E
IPv6 Address: 1112::2
Metric: 10      IS-Extended 0000.0000.0001.01
Metric: 10      IS-Extended 0000.0000.0002.02
Metric: 10      IS-Extended 0000.0000.0006.03
Metric: 10      IPv6 1112::/64

```



```

Metric: 10 IPv6 2222::/64
Metric: 10 IPv6 3332::/64
0000.0000.0006.03-00 0x00000004 0x9624 962 0/0/0
Metric: 0 IS-Extended 0000.0000.0006.00
Metric: 0 IS-Extended 0000.0000.0003.00

PE1#

PE2#show clns neighbors

Total number of L1 adjacencies: 0
Total number of L2 adjacencies: 1
Total number of adjacencies: 1
Tag 1: VRF : default
System Id Interface SNPA State Holdtime Type Protocol
0000.0000.0006 xe5 e8c5.7a79.5723 Up 21 L2 IS-IS
PE2#show ipv6 route
IPv6 Routing Table
Codes: K - kernel route, C - connected, S - static, D- DHCP, R - RIP,
O - OSPF, IA - OSPF inter area, E1 - OSPF external type 1,
E2 - OSPF external type 2, E - EVPN N1 - OSPF NSSA external type 1,
N2 - OSPF NSSA external type 2, i - IS-IS, B - BGP,
P - SRV6-POLICY,
v - vrf leaked
Timers: Uptime

IP Route Table for VRF "default"
C ::1/128 via ::, lo, 01:08:07
i L2 1001::/64 [115/21] via fe80::eac5:7aff:fe79:5723, xe5, 01:07:46
i L2 1001::1/128 [115/30] via fe80::eac5:7aff:fe79:5723, xe5, 01:07:46
i L2 1112::/64 [115/20] via fe80::eac5:7aff:fe79:5723, xe5, 01:07:58
C 2001::1/128 via ::, lo, 01:08:07
C 2001::2:0:0:0/128, SRV6 END.DX2 SID
via ::, lo, 01:08:05
C 2001::801:0:0:0/128, SRV6 END SID
via ::, lo, 01:08:07
C 2001::1001:0:0:0/128, SRV6 END SID
via ::, lo, 01:08:07
C 2001::2001:0:0:0/128, SRV6 END SID
via ::, lo, 01:08:07
C 2001::6001:0:0:0/128, SRV6 END.X SID
via fe80::eac5:7aff:fe79:5723, xe5, 01:08:01
C 2222::/64 via ::, xe5, 01:08:07
i L2 3001::/64 [115/21] via fe80::eac5:7aff:fe79:5723, xe5, 00:49:29
i L2 3001::1/128 [115/30] via fe80::eac5:7aff:fe79:5723, xe5, 00:49:29
i L2 3332::/64 [115/20] via fe80::eac5:7aff:fe79:5723, xe5, 00:49:34
C fe80::/64 via ::, xe5, 01:08:07
PE2#show isis database detail
Tag 1: VRF : default
IS-IS Level-1 Link State Database:
LSPID LSP Seq Num LSP Checksum LSP Holdtime ATT/P/OL
0000.0000.0002.00-00* 0x00000006 0xDF9E 721 1/0/0
Area Address: 49.0002
NLPID: 0x8E
IPv6 Address: 2001::1
Router Cap: 0.0.0.0
Maximum SID Depth:
SRH maximum segments left : 4
SRH maximum end pop : 4
SRH maximum H.encaps : 4
SRH maximum decapsulation sids : 4
SRV6 flags: 0
SR-Algorithm:
Algorithm: 0
Metric: 10 IPv6 2001::1/128
Metric: 10 IPv6 2222::/64
Metric: 1 IPv6 2001::/64
SRV6 Locator: (IPV6)2001::/64
Algorithm: 0 flags: 0 metric: 0
END SID: 2001::2001:0:0:0 flags:0 End-point behaviour: End with PSP (2)
END SID: 2001::1001:0:0:0 flags:0 End-point behaviour: End with USP (3)
END SID: 2001::801:0:0:0 flags:0 End-point behaviour: End with USD (28)

```

```

IS-IS Level-2 Link State Database:
LSPID                LSP Seq Num  LSP Checksum  LSP Holdtime  ATT/P/OL
0000.0000.0001.00-00 0x00000007  0x1FB7        639           0/0/0
  Area Address: 49.0001
  NLPID:           0x8E
  IPv6 Address: 1112::1
  Router Cap:      0.0.0.0
  Maximum SID Depth:
    SRH maximum segments left : 4
    SRH maximum end pop : 4
    SRH maximum H.encaps : 4
    SRH maximum decapsulation sids : 4
  SRV6 flags: 0
  SR-Algorithm:
    Algorithm: 0
  Metric: 10      IS-Extended 0000.0000.0001.01
  Metric: 10      IPv6 1112::/64
  Metric: 10      IPv6 1001::1/128
  Metric: 1       IPv6 1001::/64
  SRV6 Locator:   (IPv6)1001::/64
    Algorithm: 0 flags: 0 metric: 0
    END SID: 1001::2001:0:0:0 flags:0 End-point behaviour: End with PSP (2)
    END SID: 1001::1001:0:0:0 flags:0 End-point behaviour: End with USP (3)
    END SID: 1001::801:0:0:0 flags:0 End-point behaviour: End with USD (28)
0000.0000.0001.01-00 0x00000005  0xD9E8        636           0/0/0
  Metric: 0      IS-Extended 0000.0000.0001.00
  Metric: 0      IS-Extended 0000.0000.0006.00
0000.0000.0002.00-00* 0x00000007  0x94AE        726           0/0/0
  Area Address: 49.0002
  NLPID:           0x8E
  IPv6 Address: 2001::1
  Router Cap:      0.0.0.0
  Maximum SID Depth:
    SRH maximum segments left : 4
    SRH maximum end pop : 4
    SRH maximum H.encaps : 4
    SRH maximum decapsulation sids : 4
  SRV6 flags: 0
  SR-Algorithm:
    Algorithm: 0
  Metric: 10      IS-Extended 0000.0000.0002.02
  Metric: 10      IPv6 2001::1/128
  Metric: 10      IPv6 2222::/64
  Metric: 1       IPv6 2001::/64
  SRV6 Locator:   (IPv6)2001::/64
    Algorithm: 0 flags: 0 metric: 0
    END SID: 2001::2001:0:0:0 flags:0 End-point behaviour: End with PSP (2)
    END SID: 2001::1001:0:0:0 flags:0 End-point behaviour: End with USP (3)
    END SID: 2001::801:0:0:0 flags:0 End-point behaviour: End with USD (28)
0000.0000.0002.02-00* 0x00000006  0xD1EC        722           0/0/0
  Metric: 0      IS-Extended 0000.0000.0002.00
  Metric: 0      IS-Extended 0000.0000.0006.00
0000.0000.0003.00-00 0x0000000D  0x3163        923           0/0/0
  Area Address: 49.0003
  NLPID:           0x8E
  IPv6 Address: 3001::1
  Router Cap:      0.0.0.0
  Maximum SID Depth:
    SRH maximum segments left : 4
    SRH maximum end pop : 4
    SRH maximum H.encaps : 4
    SRH maximum decapsulation sids : 4
  SRV6 flags: 0
  SR-Algorithm:
    Algorithm: 0
  Metric: 10      IS-Extended 0000.0000.0006.03
  Metric: 10      IPv6 3001::1/128
  Metric: 1       IPv6 3001::/64
  Metric: 10      IPv6 3332::/64
  SRV6 Locator:   (IPv6)3001::/64
    Algorithm: 0 flags: 0 metric: 0
    END SID: 3001::2001:0:0:0 flags:0 End-point behaviour: End with PSP (2)
    END SID: 3001::1001:0:0:0 flags:0 End-point behaviour: End with USP (3)

```

```

END SID: 3001::801:0:0:0 flags:0 End-point behaviour: End with USD (28)
0000.0000.0006.00-00 0x0000000D 0xE754 927 0/0/0
Area Address: 49.0006
NLPID: 0x8E
IPv6 Address: 1112::2
Metric: 10 IS-Extended 0000.0000.0001.01
Metric: 10 IS-Extended 0000.0000.0002.02
Metric: 10 IS-Extended 0000.0000.0006.03
Metric: 10 IPv6 1112::/64
Metric: 10 IPv6 2222::/64
Metric: 10 IPv6 3332::/64
0000.0000.0006.03-00 0x00000004 0x9624 923 0/0/0
Metric: 0 IS-Extended 0000.0000.0006.00
Metric: 0 IS-Extended 0000.0000.0003.00

```

PE2#

PE3#show clns neighbors

```

Total number of L1 adjacencies: 0
Total number of L2 adjacencies: 1
Total number of adjacencies: 1
Tag 1: VRF : default
System Id      Interface  SNPA                State Holdtime  Type Protocol
0000.0000.0006 ce3/4      e8c5.7a79.572f      Up    8           L2  IS-IS

```

PE3#show ipv6 route

IPv6 Routing Table

```

Codes: K - kernel route, C - connected, S - static, D- DHCP, R - RIP,
       O - OSPF, IA - OSPF inter area, E1 - OSPF external type 1,
       E2 - OSPF external type 2, E - EVPN N1 - OSPF NSSA external type 1,
       N2 - OSPF NSSA external type 2, i - IS-IS, B - BGP,
       P - SRV6-POLICY,
       v - vrf leaked
Timers: Uptime

```

IP Route Table for VRF "default"

```

C      ::1/128 via ::, lo, 01:10:25
i L2   1001::/64 [115/21] via fe80::eac5:7aff:fe79:572f, ce3/4, 00:49:58
i L2   1001::1/128 [115/30] via fe80::eac5:7aff:fe79:572f, ce3/4, 00:49:58
i L2   1112::/64 [115/20] via fe80::eac5:7aff:fe79:572f, ce3/4, 00:50:06
i L2   2001::/64 [115/21] via fe80::eac5:7aff:fe79:572f, ce3/4, 00:49:58
i L2   2001::1/128 [115/30] via fe80::eac5:7aff:fe79:572f, ce3/4, 00:49:58
i L2   2222::/64 [115/20] via fe80::eac5:7aff:fe79:572f, ce3/4, 00:50:06
C      3001::1/128 via ::, lo, 01:10:25
C      3001::2:0:0:0/128, SRV6 END.DX2 SID
      via ::, lo, 01:10:25
C      3001::801:0:0:0/128, SRV6 END SID
      via ::, lo, 01:10:25
C      3001::1001:0:0:0/128, SRV6 END SID
      via ::, lo, 01:10:25
C      3001::2001:0:0:0/128, SRV6 END SID
      via ::, lo, 01:10:25
C      3001::6001:0:0:0/128, SRV6 END.X SID
      via fe80::eac5:7aff:fe79:572f, ce3/4, 00:50:11
C      3332::/64 via ::, ce3/4, 00:53:02
C      fe80::/64 via ::, ce3/3, 00:55:17

```

PE3#show isis database detail

Tag 1: VRF : default

IS-IS Level-1 Link State Database:

```

LSPID          LSP Seq Num  LSP Checksum  LSP Holdtime  ATT/P/OL
0000.0000.0003.00-00* 0x0000000D 0x964D        893           1/0/0
Area Address: 49.0003
NLPID: 0x8E
IPv6 Address: 3001::1
Router Cap: 0.0.0.0
Maximum SID Depth:
SRH maximum segments left : 4
SRH maximum end pop : 4
SRH maximum H.encaps : 4
SRH maximum decapsulation sids : 4
SRV6 flags: 0
SR-Algorithm:
Algorithm: 0

```

```

Metric: 10      IPv6 3001::1/128
Metric: 1       IPv6 3001::/64
Metric: 10      IPv6 3332::/64
SRV6 Locator:  (IPV6)3001::/64
  Algorithm: 0  flags: 0  metric: 0
  END SID: 3001::2001:0:0:0  flags:0  End-point behaviour: End with PSP (2)
  END SID: 3001::1001:0:0:0  flags:0  End-point behaviour: End with USP (3)
  END SID: 3001::801:0:0:0   flags:0  End-point behaviour: End with USD (28)

```

IS-IS Level-2 Link State Database:

```

LSPID          LSP Seq Num  LSP Checksum  LSP Holdtime  ATT/P/OL
0000.0000.0001.00-00  0x00000007  0x1FB7       603           0/0/0
Area Address: 49.0001
NLPID:         0x8E
IPv6 Address: 1112::1
Router Cap:    0.0.0.0
Maximum SID Depth:
  SRH maximum segments left : 4
  SRH maximum end pop : 4
  SRH maximum H.encaps : 4
  SRH maximum decapsulation sids : 4
SRV6 flags: 0
SR-Algorithm:
  Algorithm: 0
Metric: 10      IS-Extended 0000.0000.0001.01
Metric: 10      IPv6 1112::/64
Metric: 10      IPv6 1001::1/128
Metric: 1       IPv6 1001::/64
SRV6 Locator:  (IPV6)1001::/64
  Algorithm: 0  flags: 0  metric: 0
  END SID: 1001::2001:0:0:0  flags:0  End-point behaviour: End with PSP (2)
  END SID: 1001::1001:0:0:0  flags:0  End-point behaviour: End with USP (3)
  END SID: 1001::801:0:0:0   flags:0  End-point behaviour: End with USD (28)
0000.0000.0001.01-00  0x00000005  0xD9E8       600           0/0/0
Metric: 0       IS-Extended 0000.0000.0001.00
Metric: 0       IS-Extended 0000.0000.0006.00
0000.0000.0002.00-00  0x00000007  0x94AE       689           0/0/0
Area Address: 49.0002
NLPID:         0x8E
IPv6 Address: 2001::1
Router Cap:    0.0.0.0
Maximum SID Depth:
  SRH maximum segments left : 4
  SRH maximum end pop : 4
  SRH maximum H.encaps : 4
  SRH maximum decapsulation sids : 4
SRV6 flags: 0
SR-Algorithm:
  Algorithm: 0
Metric: 10      IS-Extended 0000.0000.0002.02
Metric: 10      IPv6 2001::1/128
Metric: 10      IPv6 2222::/64
Metric: 1       IPv6 2001::/64
SRV6 Locator:  (IPV6)2001::/64
  Algorithm: 0  flags: 0  metric: 0
  END SID: 2001::2001:0:0:0  flags:0  End-point behaviour: End with PSP (2)
  END SID: 2001::1001:0:0:0  flags:0  End-point behaviour: End with USP (3)
  END SID: 2001::801:0:0:0   flags:0  End-point behaviour: End with USD (28)
0000.0000.0002.02-00  0x00000006  0xD1EC       685           0/0/0
Metric: 0       IS-Extended 0000.0000.0002.00
Metric: 0       IS-Extended 0000.0000.0006.00
0000.0000.0003.00-00*  0x0000000D  0x3163       888           0/0/0
Area Address: 49.0003
NLPID:         0x8E
IPv6 Address: 3001::1
Router Cap:    0.0.0.0
Maximum SID Depth:
  SRH maximum segments left : 4
  SRH maximum end pop : 4
  SRH maximum H.encaps : 4
  SRH maximum decapsulation sids : 4
SRV6 flags: 0
SR-Algorithm:

```

```

Algorithm: 0
Metric: 10      IS-Extended 0000.0000.0006.03
Metric: 10      IPv6 3001::1/128
Metric: 1       IPv6 3001::/64
Metric: 10      IPv6 3332::/64
SRV6 Locator:  (IPv6)3001::/64
  Algorithm: 0  flags: 0  metric: 0
  END SID: 3001::2001:0:0:0  flags:0  End-point behaviour: End with PSP (2)
  END SID: 3001::1001:0:0:0  flags:0  End-point behaviour: End with USP (3)
  END SID: 3001::801:0:0:0   flags:0  End-point behaviour: End with USD (28)
0000.0000.0006.00-00  0x00000000D  0xE754      891      0/0/0
Area Address: 49.0006
NLPID:           0x8E
IPv6 Address: 1112::2
Metric: 10      IS-Extended 0000.0000.0001.01
Metric: 10      IS-Extended 0000.0000.0002.02
Metric: 10      IS-Extended 0000.0000.0006.03
Metric: 10      IPv6 1112::/64
Metric: 10      IPv6 2222::/64
Metric: 10      IPv6 3332::/64
0000.0000.0006.03-00  0x000000004  0x9624      887      0/0/0
Metric: 0       IS-Extended 0000.0000.0006.00
Metric: 0       IS-Extended 0000.0000.0003.00

```

PE3#

Pl#show clns neighbors

```

Total number of L1 adjacencies: 0
Total number of L2 adjacencies: 3
Total number of adjacencies: 3
Tag 1: VRF : default
System Id      Interface  SNPA                State Holdtime Type Protocol
0000.0000.0002 xe5       e8c5.7a85.0ad5     Up    5      L2    IS-IS
0000.0000.0003 xe17      5c07.5813.429a    Up    20     L2    IS-IS
0000.0000.0001 ce0       e8c5.7aa3.2cbf     Up    5      L2    IS-IS
Pl#show ipv6 route
IPv6 Routing Table
Codes: K - kernel route, C - connected, S - static, D- DHCP, R - RIP,
       O - OSPF, IA - OSPF inter area, E1 - OSPF external type 1,
       E2 - OSPF external type 2, E - EVPN N1 - OSPF NSSA external type 1,
       N2 - OSPF NSSA external type 2, i - IS-IS, B - BGP,
       v - vrf leaked
Timers: Uptime

```

IP Route Table for VRF "default"

```

C      ::1/128 via ::, lo, 01:10:54
i L2   1001::/64 [115/11] via fe80::eac5:7aff:fea3:2cbf, ce0, 01:10:33
i L2   1001::1/128 [115/20] via fe80::eac5:7aff:fea3:2cbf, ce0, 01:10:33
C      1112::/64 via ::, ce0, 01:10:54
i L2   2001::/64 [115/11] via fe80::eac5:7aff:fe85:ad5, xe5, 01:08:53
i L2   2001::1/128 [115/20] via fe80::eac5:7aff:fe85:ad5, xe5, 01:08:53
C      2222::/64 via ::, xe5, 01:09:46
i L2   3001::/64 [115/11] via fe80::5e07:58ff:fe13:429a, xe17, 00:51:00
i L2   3001::1/128 [115/20] via fe80::5e07:58ff:fe13:429a, xe17, 00:51:00
C      3332::/64 via ::, xe17, 00:53:26
C      fe80::/64 via ::, xe16, 00:56:06

```

Pl#show isis database detail

```

Tag 1: VRF : default
IS-IS Level-1 Link State Database:
LSPID          LSP Seq Num  LSP Checksum  LSP Holdtime  ATT/P/OL
0000.0000.0006.00-00* 0x00000000C  0xD7C1        837           1/0/0
Area Address: 49.0006
NLPID:         0x8E
IPv6 Address: 1112::2
Metric: 10     IPv6 1112::/64
Metric: 10     IPv6 2222::/64
Metric: 10     IPv6 3332::/64

```

IS-IS Level-2 Link State Database:

```

LSPID          LSP Seq Num  LSP Checksum  LSP Holdtime  ATT/P/OL
0000.0000.0001.00-00 0x000000007  0x1FB7        553           0/0/0
Area Address: 49.0001

```

```

NLPID:      0x8E
IPv6 Address: 1112::1
Router Cap:  0.0.0.0
Maximum SID Depth:
  SRH maximum segments left : 4
  SRH maximum end pop : 4
  SRH maximum H.encaps : 4
  SRH maximum decapsulation sids : 4
  Unknown Sub-TLV type 25 length 2
SR-Algorithm:
  Algorithm: 0
Metric: 10      IS-Extended 0000.0000.0001.01
Metric: 10      IPv6 1112::/64
Metric: 10      IPv6 1001::1/128
Metric: 1       IPv6 1001::/64
0000.0000.0001.01-00 0x00000005 0xD9E8      549      0/0/0
Metric: 0       IS-Extended 0000.0000.0001.00
Metric: 0       IS-Extended 0000.0000.0006.00
0000.0000.0002.00-00 0x00000007 0x94AE      639      0/0/0
Area Address: 49.0002
NLPID:      0x8E
IPv6 Address: 2001::1
Router Cap:  0.0.0.0
Maximum SID Depth:
  SRH maximum segments left : 4
  SRH maximum end pop : 4
  SRH maximum H.encaps : 4
  SRH maximum decapsulation sids : 4
  Unknown Sub-TLV type 25 length 2
SR-Algorithm:
  Algorithm: 0
Metric: 10      IS-Extended 0000.0000.0002.02
Metric: 10      IPv6 2001::1/128
Metric: 10      IPv6 2222::/64
Metric: 1       IPv6 2001::/64
0000.0000.0002.02-00 0x00000006 0xD1EC      635      0/0/0
Metric: 0       IS-Extended 0000.0000.0002.00
Metric: 0       IS-Extended 0000.0000.0006.00
0000.0000.0003.00-00 0x0000000D 0x3163      836      0/0/0
Area Address: 49.0003
NLPID:      0x8E
IPv6 Address: 3001::1
Router Cap:  0.0.0.0
Maximum SID Depth:
  SRH maximum segments left : 4
  SRH maximum end pop : 4
  SRH maximum H.encaps : 4
  SRH maximum decapsulation sids : 4
  Unknown Sub-TLV type 25 length 2
SR-Algorithm:
  Algorithm: 0
Metric: 10      IS-Extended 0000.0000.0006.03
Metric: 10      IPv6 3001::1/128
Metric: 1       IPv6 3001::/64
Metric: 10      IPv6 3332::/64
0000.0000.0006.00-00* 0x0000000D 0xE754      842      0/0/0
Area Address: 49.0006
NLPID:      0x8E
IPv6 Address: 1112::2
Metric: 10      IS-Extended 0000.0000.0001.01
Metric: 10      IS-Extended 0000.0000.0002.02
Metric: 10      IS-Extended 0000.0000.0006.03
Metric: 10      IPv6 1112::/64
Metric: 10      IPv6 2222::/64
Metric: 10      IPv6 3332::/64
0000.0000.0006.03-00* 0x00000004 0x9624      837      0/0/0
Metric: 0       IS-Extended 0000.0000.0006.00
Metric: 0       IS-Extended 0000.0000.0003.00

```

P1#

BGP Validation for EVPN-ELINE SH

```
PE1#show bgp neighbors
BGP neighbor is 2001::1, remote AS 100, local AS 100, internal link
  BGP version 4, local router ID 1.1.1.1, remote router ID 2.2.2.2
  BGP state = Established, up for 00:29:15
  Last read 00:00:10, hold time is 90, keepalive interval is 30 seconds
  Neighbor capabilities:
    Route refresh: advertised and received (old and new)
    Address family L2VPN EVPN: advertised and received
  Received 181 messages, 1 notifications, 0 in queue
  Sent 181 messages, 2 notifications, 0 in queue
  Route refresh request: received 0, sent 0
  Minimum time between advertisement runs is 0 seconds
  Update source is lo
  Bidirectional Forwarding Detection is enabled

For address family: L2VPN EVPN  BGP table version 6, neighbor version 4
  Index 1, Offset 0, Mask 0x2
  Community attribute sent to this neighbor (both)
  Large Community attribute sent to this neighbor
  3 accepted prefixes
  Accepted AD:2 MACIP:0 MCAST:0 ESI:1 PREFIX:0
  3 announced prefixes

  Connections established 4; dropped 3
  Local host: 1001::1, Local port: 38065
  Foreign host: 2001::1, Foreign port: 179
  Nexthop: 1.1.1.1
  Nexthop global: 1001::1
  Nexthop local: ::
  BGP connection: non shared network
  Last Reset: 00:29:20, due to BGP Notification received
  Notification Error Message: (Cease/Other Configuration Change.)

BGP neighbor is 3001::1, remote AS 100, local AS 100, internal link
  BGP version 4, local router ID 1.1.1.1, remote router ID 3.3.3.3
  BGP state = Established, up for 00:29:03
  Last read 00:00:18, hold time is 90, keepalive interval is 30 seconds
  Neighbor capabilities:
    Route refresh: advertised and received (old and new)
    Address family L2VPN EVPN: advertised and received
  Received 126 messages, 2 notifications, 0 in queue
  Sent 136 messages, 2 notifications, 0 in queue
  Route refresh request: received 0, sent 0
  Minimum time between advertisement runs is 0 seconds
  Update source is lo
  Bidirectional Forwarding Detection is enabled

For address family: L2VPN EVPN  BGP table version 6, neighbor version 5
  Index 2, Offset 0, Mask 0x4
  Community attribute sent to this neighbor (both)
  Large Community attribute sent to this neighbor
  1 accepted prefixes
  Accepted AD:1 MACIP:0 MCAST:0 ESI:0 PREFIX:0
  3 announced prefixes

  Connections established 4; dropped 3
  Local host: 1001::1, Local port: 40319
  Foreign host: 3001::1, Foreign port: 179
  Nexthop: 1.1.1.1
  Nexthop global: 1001::1
  Nexthop local: ::
  BGP connection: non shared network
  Last Reset: 00:29:08, due to BGP Notification received
  Notification Error Message: (Cease/Other Configuration Change.)

PE1#
PE1#show bgp l2vpn evpn summary
BGP router identifier 1.1.1.1, local AS number 100
BGP table version is 6
1 BGP AS-PATH entries
```

0 BGP community entries
 3 Configured ibgp ECMP multipath: Currently set at 3

Neighbor PREFIX-ROUTE	V	AS	MsgRcv	MsgSen	TblVer	InQ	OutQ	Up/Down	State/PfxRcd	AD	MACIP	MCAST	ESI	
2001::1	4	100	188	190	4	0	0	00:32:03	3	2	0	0	1	0
3001::1	4	100	134	145	5	0	0	00:31:51	1	1	0	0	0	0

Total number of neighbors 2

Total number of Established sessions 2

PE1#show bgp l2vpn evpn

BGP table version is 6, local router ID is 1.1.1.1

Status codes: s suppressed, d damped, h history, a add-path, * valid, > best, i - internal, l - labeled, S Stale

Origin codes: i - IGP, e - EGP, ? - incomplete

[EVPN route type]:[ESI]:[VNID]:[relevent route informantion]

1 - Ethernet Auto-discovery Route

2 - MAC/IP Route

3 - Inclusive Multicast Route

4 - Ethernet Segment Route

5 - Prefix Route

Network	Next Hop	Metric	LocPrf	Weight	Path	Peer	Encap
RD[10:10] VRF[ELINE_MH]:							
* i [1]:[0]:[42]:[3001::2:0:0:0]	3001::1	0	100	0	i	3001::1	SRV6
* i [1]:[00:00:00:11:11:11:11:00:00:00]:[12]:[2001::2:0:0:0]	2001::1	0	100	0	i	2001::1	SRV6
>	1001::1	0	100	32768	i	-----	SRV6
* i [1]:[00:00:00:11:11:11:11:00:00:00]:[4294967295]:[0]	2001::1	0	100	0	i	2001::1	SRV6

RD[20:20]

*>i [1]:[00:00:00:11:11:11:11:00:00:00]:[12]:[2001::2:0:0:0]	2001::1	0	100	0	i	2001::1	SRV6
--	---------	---	-----	---	---	---------	------

RD[30:30]

*>i [1]:[0]:[42]:[3001::2:0:0:0]	3001::1	0	100	0	i	3001::1	SRV6
----------------------------------	---------	---	-----	---	---	---------	------

RD[17.0.0.0:64512] VRF[evpn-gvrf-1]:

*> [1]:[00:00:00:11:11:11:11:00:00:00]:[4294967295]:[0]	1001::1	0	100	32768	i	-----	SRV6
*> [4]:[00:00:00:11:11:11:11:00:00:00]:[128,1001::1]	1001::1	0	100	32768	i	-----	SRV6
* i [4]:[00:00:00:11:11:11:11:00:00:00]:[128,2001::1]	2001::1	0	100	0	i	2001::1	SRV6

RD[33.0.0.0:64512]

*>i [1]:[00:00:00:11:11:11:11:00:00:00]:[4294967295]:[0]	2001::1	0	100	0	i	2001::1	SRV6
*>i [4]:[00:00:00:11:11:11:11:00:00:00]:[128,2001::1]	2001::1	0	100	0	i	2001::1	SRV6

Total number of prefixes 10

PE1#

PE2#show bgp neighbors

BGP neighbor is 1001::1, remote AS 100, local AS 100, internal link

BGP version 4, local router ID 2.2.2.2, remote router ID 1.1.1.1

BGP state = Established, up for 00:29:33

Last read 00:00:28, hold time is 90, keepalive interval is 30 seconds

Neighbor capabilities:

Route refresh: advertised and received (old and new)

Address family L2VPN EVPN: advertised and received

Received 181 messages, 2 notifications, 0 in queue

Sent 183 messages, 1 notifications, 0 in queue

Route refresh request: received 0, sent 0

Minimum time between advertisement runs is 0 seconds

Update source is lo


```

Bidirectional Forwarding Detection is enabled

For address family: L2VPN EVPN BGP table version 5, neighbor version 3
  Index 1, Offset 0, Mask 0x2
  Community attribute sent to this neighbor (both)
  Large Community attribute sent to this neighbor
  3 accepted prefixes
  Accepted AD:2 MACIP:0 MCAST:0 ESI:1 PREFIX:0
  3 announced prefixes

  Connections established 4; dropped 3
  Local host: 2001::1, Local port: 179
  Foreign host: 1001::1, Foreign port: 38065
  Nexthop: 2.2.2.2
  Nexthop global: 2001::1
  Nexthop local: ::
  BGP connection: non shared network
  Last Reset: 00:29:33, due to Configuration Change (Cease Notification sent)
  Notification Error Message: (Cease/Other Configuration Change.)

BGP neighbor is 3001::1, remote AS 100, local AS 100, internal link
  BGP version 4, local router ID 2.2.2.2, remote router ID 3.3.3.3
  BGP state = Established, up for 00:29:21
  Last read 00:00:11, hold time is 90, keepalive interval is 30 seconds
  Neighbor capabilities:
    Route refresh: advertised and received (old and new)
    Address family L2VPN EVPN: advertised and received
  Received 131 messages, 2 notifications, 0 in queue
  Sent 141 messages, 2 notifications, 0 in queue
  Route refresh request: received 0, sent 0
  Minimum time between advertisement runs is 0 seconds
  Update source is lo
  Bidirectional Forwarding Detection is enabled

For address family: L2VPN EVPN BGP table version 5, neighbor version 4
  Index 2, Offset 0, Mask 0x4
  Community attribute sent to this neighbor (both)
  Large Community attribute sent to this neighbor
  1 accepted prefixes
  Accepted AD:1 MACIP:0 MCAST:0 ESI:0 PREFIX:0
  3 announced prefixes

  Connections established 4; dropped 3
  Local host: 2001::1, Local port: 179
  Foreign host: 3001::1, Foreign port: 36339
  Nexthop: 2.2.2.2
  Nexthop global: 2001::1
  Nexthop local: ::
  BGP connection: non shared network
  Last Reset: 00:29:26, due to BGP Notification received
  Notification Error Message: (Cease/Other Configuration Change.)

PE2#
PE2#show bgp l2vpn evpn summary
BGP router identifier 2.2.2.2, local AS number 100
BGP table version is 5
1 BGP AS-PATH entries
0 BGP community entries
3 Configured ibgp ECMP multipath: Currently set at 3

Neighbor          V  AS  MsgRcv  MsgSen  TblVer  InQ  OutQ  Up/Down  State/PfxRcd  AD  MACIP  MCAST  ESI
PREFIX-ROUTE
1001::1           4  100  192     192     3       0     0  00:33:02      3     2     0     0     1     0
3001::1           4  100  141     151     4       0     0  00:32:50      1     1     0     0     0     0

Total number of neighbors 2

Total number of Established sessions 2
PE2#show bgp l2vpn evpn
BGP table version is 5, local router ID is 2.2.2.2
Status codes: s suppressed, d damped, h history, a add-path, * valid, > best, i - internal,
               l - labeled, S Stale
Origin codes: i - IGP, e - EGP, ? - incomplete

```

```
[EVPN route type]:[ESI]:[VNID]:[relevent route informantion]
1 - Ethernet Auto-discovery Route
2 - MAC/IP Route
3 - Inclusive Multicast Route
4 - Ethernet Segment Route
5 - Prefix Route
```

Network	Next Hop	Metric	LocPrf	Weight	Path	Peer	Encap
RD[10:10]							
*>i [1]:[00:00:00:11:11:11:11:00:00:00]:[12]:[1001::2:0:0:0]	1001::1	0	100	0	i	1001::1	SRV6
RD[20:20] VRF[ELINE_MH]:							
* i [1]:[0]:[42]:[3001::2:0:0:0]	3001::1	0	100	0	i	3001::1	SRV6
* i [1]:[00:00:00:11:11:11:11:00:00:00]:[12]:[1001::2:0:0:0]	1001::1	0	100	0	i	1001::1	SRV6
*>	2001::1	0	100	32768	i	-----	SRV6
* i [1]:[00:00:00:11:11:11:11:00:00:00]:[4294967295]:[0]	1001::1	0	100	0	i	1001::1	SRV6
RD[30:30]							
*>i [1]:[0]:[42]:[3001::2:0:0:0]	3001::1	0	100	0	i	3001::1	SRV6
RD[17.0.0.0:64512]							
*>i [1]:[00:00:00:11:11:11:11:00:00:00]:[4294967295]:[0]	1001::1	0	100	0	i	1001::1	SRV6
*>i [4]:[00:00:00:11:11:11:11:00:00:00]:[128,1001::1]	1001::1	0	100	0	i	1001::1	SRV6
RD[33.0.0.0:64512] VRF[evpn-gvrf-1]:							
*> [1]:[00:00:00:11:11:11:11:00:00:00]:[4294967295]:[0]	2001::1	0	100	32768	i	-----	SRV6
* i [4]:[00:00:00:11:11:11:11:00:00:00]:[128,1001::1]	1001::1	0	100	0	i	1001::1	SRV6
*> [4]:[00:00:00:11:11:11:11:00:00:00]:[128,2001::1]	2001::1	0	100	32768	i	-----	SRV6

Total number of prefixes 10
PE2#

```
PE3#show bgp neighbors
BGP neighbor is 1001::1, remote AS 100, local AS 100, internal link
  BGP version 4, local router ID 3.3.3.3, remote router ID 1.1.1.1
  BGP state = Established, up for 00:29:32
  Last read 00:00:18, hold time is 90, keepalive interval is 30 seconds
  Neighbor capabilities:
    Route refresh: advertised and received (old and new)
    Address family L2VPN EVPN: advertised and received
  Received 134 messages, 1 notifications, 0 in queue
  Sent 130 messages, 2 notifications, 0 in queue
  Route refresh request: received 0, sent 0
  Minimum time between advertisement runs is 0 seconds
  Bidirectional Forwarding Detection is enabled
```

```
For address family: L2VPN EVPN BGP table version 6, neighbor version 5
  Index 1, Offset 0, Mask 0x2
  Community attribute sent to this neighbor (both)
  Large Community attribute sent to this neighbor
  3 accepted prefixes
  Accepted AD:2 MACIP:0 MCAST:0 ESI:1 PREFIX:0
  1 announced prefixes
```

```
Connections established 4; dropped 3
Local host: 3001::1, Local port: 179
Foreign host: 1001::1, Foreign port: 40319
NextHop: 3.3.3.3
NextHop global: 3001::1
NextHop local: ::
BGP connection: non shared network
```

Last Reset: 00:29:32, due to Configuration Change (Cease Notification sent)
 Notification Error Message: (Cease/Other Configuration Change.)

BGP neighbor is 2001::1, remote AS 100, local AS 100, internal link
 BGP version 4, local router ID 3.3.3.3, remote router ID 2.2.2.2
 BGP state = Established, up for 00:29:32
 Last read 00:00:20, hold time is 90, keepalive interval is 30 seconds
 Neighbor capabilities:
 Route refresh: advertised and received (old and new)
 Address family L2VPN EVPN: advertised and received
 Received 139 messages, 1 notifications, 0 in queue
 Sent 132 messages, 2 notifications, 0 in queue
 Route refresh request: received 0, sent 0
 Minimum time between advertisement runs is 0 seconds
 Update source is lo
 Bidirectional Forwarding Detection is enabled

For address family: L2VPN EVPN BGP table version 6, neighbor version 5
 Index 2, Offset 0, Mask 0x4
 Community attribute sent to this neighbor (both)
 Large Community attribute sent to this neighbor
 3 accepted prefixes
 Accepted AD:2 MACIP:0 MCAST:0 ESI:1 PREFIX:0
 1 announced prefixes

Connections established 4; dropped 3
 Local host: 3001::1, Local port: 36339
 Foreign host: 2001::1, Foreign port: 179
 Nexthop: 3.3.3.3
 Nexthop global: 3001::1
 Nexthop local: ::
 BGP connection: non shared network
 Last Reset: 00:29:37, due to Configuration Change (Cease Notification sent)
 Notification Error Message: (Cease/Other Configuration Change.)

PE3#
 PE3#show bgp l2vpn evpn summary
 BGP router identifier 3.3.3.3, local AS number 100
 BGP table version is 6
 1 BGP AS-PATH entries
 0 BGP community entries
 3 Configured ibgp ECMP multipath: Currently set at 3

Neighbor	V	AS	MsgRcv	MsgSen	TblVer	InQ	OutQ	Up/Down	State/PfxRcd	AD	MACIP	MCAST	ESI
PREFIX-ROUTE													
1001::1	4	100	144	141	5	0	0	00:33:15	3	2	0	0	1 0
2001::1	4	100	149	143	5	0	0	00:33:15	3	2	0	0	1 0

Total number of neighbors 2

Total number of Established sessions 2

PE3#show bgp l2vpn evpn
 BGP table version is 6, local router ID is 3.3.3.3
 Status codes: s suppressed, d damped, h history, a add-path, * valid, > best, i - internal,
 l - labeled, S Stale
 Origin codes: i - IGP, e - EGP, ? - incomplete

[EVPN route type]:[ESI]:[VNID]:[relevent route informantion]
 1 - Ethernet Auto-discovery Route
 2 - MAC/IP Route
 3 - Inclusive Multicast Route
 4 - Ethernet Segment Route
 5 - Prefix Route

Network	Next Hop	Metric	LocPrf	Weight	Path	Peer	Encap
RD[10:10]							
*>i [1]:[00:00:00:11:11:11:11:00:00:00]:[12]:[1001::2:0:0:0]	1001::1	0	100	0	i	1001::1	SRV6
RD[20:20]							
*>i [1]:[00:00:00:11:11:11:11:00:00:00]:[12]:[2001::2:0:0:0]	2001::1	0	100	0	i	2001::1	SRV6

```
RD[30:30] VRF[ELINE_MH]:
*> [1]:[0]:[42]:[3001::2:0:0:0]
      3001::1          0      100      32768 i ----- SRV6
* i [1]:[00:00:00:11:11:11:11:00:00:00]:[12]:[1001::2:0:0:0]
      1001::1          0      100      0 i 1001::1 SRV6
* i [1]:[00:00:00:11:11:11:11:00:00:00]:[12]:[1001::2:0:0:0]
      2001::1          0      100      0 i 2001::1 SRV6
* i [1]:[00:00:00:11:11:11:11:00:00:00]:[4294967295]:[0]
      1001::1          0      100      0 i 1001::1 SRV6
* i [1]:[00:00:00:11:11:11:11:00:00:00]:[4294967295]:[0]
      2001::1          0      100      0 i 2001::1 SRV6

RD[17.0.0.0:64512]
*>i [1]:[00:00:00:11:11:11:11:00:00:00]:[4294967295]:[0]
      1001::1          0      100      0 i 1001::1 SRV6
*>i [4]:[00:00:00:11:11:11:11:00:00:00]:[128,1001::1]
      1001::1          0      100      0 i 1001::1 SRV6

RD[33.0.0.0:64512]
*>i [1]:[00:00:00:11:11:11:11:00:00:00]:[4294967295]:[0]
      2001::1          0      100      0 i 2001::1 SRV6
*>i [4]:[00:00:00:11:11:11:11:00:00:00]:[128,2001::1]
      2001::1          0      100      0 i 2001::1 SRV6

Total number of prefixes 9
PE3#
```

SRV6 EVPN-ELINE

```
PE1#show segment-routing srv6 services
Status codes: > - installed, * - selected, T - Uses service-mapped tunnel
L3VPN:
```

```
EVPN:
Service Flags vrf      local-evpn-id  remote-evpn-id  SID                      Nexthop                SRv6-Policy-Name
ELINE > ELINE_MH 12          42              3001::2:0:0:0         3001::1                None
PE1#show segment-routing srv6 services evpn
Status codes: > - installed, * - selected, T - Uses service-mapped tunnel
Service Flags vrf      local-evpn-id  remote-evpn-id  SID                      Nexthop                SRv6-Policy-Name
ELINE > ELINE_MH 12          42              3001::2:0:0:0         3001::1                None
```

```
PE1#show segment-routing srv6 sid
SRv6 Segment ID table:
SID          Operation      Nexthop          Originator
+-----+-----+-----+-----+
1001::2:0:0:0  END.DX2      ::              evpn:12
1001::801:0:0:0  END[usd]    ::              nsm
1001::1001:0:0:0  END[usp]    ::              nsm
1001::2001:0:0:0  END[psp]    ::              nsm
1001::6001:0:0:0  END.X[psp]  fe80::eac5:7aff:fe79:573a nsm
```

```
PE1#show hsl srv6 evpn
TABLE: SRV6 EVPN Table
+-----+-----+-----+-----+-----+-----+-----+-----+
| EVPN | DESTINATION | POLICY-ID/ | OUT | NEXTHOP | EVPN SEGMENT | CACHE | FEC_ID |
| ID | FEC | TYPE/NHLFE-ID | IFNAME | | | |
+-----+-----+-----+-----+-----+-----+-----+-----+
12 3001::1 0 /PRI /3 ce30 fe80::eac5:7aff:fe79:573a 3001::2:0:0:0 Active 0x2000ccda
```

```
PE1#show evpn srv6 xconnect
EVPN Xconnect Info
=====
AC-AC: Local-Cross-connect
AC-NW: Cross-connect to Network
AC-UP: Access-port is up
AC-DN: Access-port is down
NW-UP: Network is up
NW-DN: Network is down
NW-SET: Network and AC both are up
```

```
Local Remote Connection-Details
=====
VPN-ID EVI-Name MTU VPN-ID Source Destination PE-IP MTU Type NW-Status
```

```
=====
=====
12      ----      1500 42      po100.3      --- Single Homed Port ---      3001::1      1500 AC-NW  NW-SET
```

Total number of entries are 1
PE1#show evpn srv6 xconnect tunnel summary

Total number of entries: 1 [Installed: 1, Resolved: 0, Unresolved: 0]

PE1#show evpn srv6 xconnect tunnel sid

EVPN-SRV6 Network tunnel SID's

Evpn service type: ELINE

EVI-NAME: NA

PE IP: 3001::1

Status: Installed

Xconnect information

Local Ethernet Tag Id: 12

Local UC-SID: 1001::2:0:0:0

Remote Ethernet Tag Id: 42

Remote UC-SID: 3001::2:0:0:0

Tunnel policy mapped: --

Total number of entries are 1

PE1#show etherchannel summary

Aggregator po100 100100

Aggregator Type: Layer2

Admin Key: 0100 - Oper Key 0100

Link: xe3 (5033) sync: 1

Link: xe2 (5034) sync: 1

PE1#

PE2#show segment-routing srv6 services

Status codes: > - installed, * - selected, T - Uses service-mapped tunnel

L3VPN:

EVPN:

Service	Flags	vrf	local-evpn-id	remote-evpn-id	SID	Nextthop	SRv6-Policy-Name
ELINE	>	ELINE_MH	12	42	3001::2:0:0:0	3001::1	None

PE2#show segment-routing srv6 services evpn

Status codes: > - installed, * - selected, T - Uses service-mapped tunnel

Service	Flags	vrf	local-evpn-id	remote-evpn-id	SID	Nextthop	SRv6-Policy-Name
ELINE	>	ELINE_MH	12	42	3001::2:0:0:0	3001::1	None

PE2#show segment-routing srv6 sid

SRv6 Segment ID table:

SID	Operation	Nextthop	Originator
2001::2:0:0:0	END.DX2	::	evpn:12
2001::801:0:0:0	END[usd]	::	nsm
2001::1001:0:0:0	END[usp]	::	nsm
2001::2001:0:0:0	END[psp]	::	nsm
2001::6001:0:0:0	END.X[psp]	fe80::eac5:7aff:fe79:5723	isis

PE2#show hsl srv6 evpn

TABLE: SRV6 EVPN Table

EVPN ID	DESTINATION FEC	POLICY-ID/TYPE/NHLFE-ID	OUT IFNAME	NEXTHOP	EVPN SEGMENT	CACHE STATUS	FEC_ID
12	3001::1	0 /PRI /3	xe5	fe80::eac5:7aff:fe79:5723	3001::2:0:0:0	Active	0x2000ccd5

PE2#show evpn srv6 xconnect

EVPN Xconnect Info

=====

AC-AC: Local-Cross-connect

AC-NW: Cross-connect to Network

AC-UP: Access-port is up

AC-DN: Access-port is down

NW-UP: Network is up

NW-DN: Network is down

NW-SET: Network and AC both are up

Local Remote Connection-Details

=====

VPN-ID	EVI-Name	MTU	VPN-ID	Source	Destination	PE-IP	MTU	Type	NW-Status
--------	----------	-----	--------	--------	-------------	-------	-----	------	-----------

```
=====
=====
12      ----      1500 42      po100.3      --- Single Homed Port ---      3001::1      1500 AC-NW  NW-SET
```

Total number of entries are 1
PE2#show evpn srv6 xconnect tunnel summary

Total number of entries: 1 [Installed: 1, Resolved: 0, Unresolved: 0]

PE2#show evpn srv6 xconnect tunnel sid
EVPN-SRV6 Network tunnel SID's

```
Evpn service type: ELINE
EVI-NAME: NA
PE IP: 3001::1
Status: Installed
Xconnect information
Local Ethernet Tag Id: 12
Local UC-SID: 2001::2:0:0:0
Remote Ethernet Tag Id: 42
Remote UC-SID: 3001::2:0:0:0
Tunnel policy mapped: --
```

Total number of entries are 1

PE2#show etherchannel summary
Aggregator po100 100100
Aggregator Type: Layer2
Admin Key: 0100 - Oper Key 0100
Link: xe11 (5012) sync: 1
Link: xe13 (5014) sync: 1

PE2#
PE3#show segment-routing srv6 services
Status codes: > - installed, * - selected, T - Uses service-mapped tunnel
L3VPN:

EVPN:

Service	Flags	vrf	local-evpn-id	remote-evpn-id	SID	Nexthop	SRv6-Policy-Name
ELINE	>	ELINE_MH	42	12	1001::2:0:0:0	1001::1	None
ELINE	>	ELINE_MH	42	12	2001::2:0:0:0	2001::1	None

PE3#show segment-routing srv6 services evpn
Status codes: > - installed, * - selected, T - Uses service-mapped tunnel

Service	Flags	vrf	local-evpn-id	remote-evpn-id	SID	Nexthop	SRv6-Policy-Name
ELINE	>	ELINE_MH	42	12	1001::2:0:0:0	1001::1	None
ELINE	>	ELINE_MH	42	12	2001::2:0:0:0	2001::1	None

PE3#show segment-routing srv6 sid

SRv6 Segment ID table:

SID	Operation	Nexthop	Originator
3001::2:0:0:0	END.DX2	::	evpn:42
3001::801:0:0:0	END[usd]	::	nsm
3001::1001:0:0:0	END[usp]	::	nsm
3001::2001:0:0:0	END[psp]	::	nsm
3001::6001:0:0:0	END.X[psp]	fe80::eac5:7aff:fe79:572f	fisis

PE3#show hsl srv6 evpn

TABLE: SRV6 EVPN Table

EVPN ID	DESTINATION FEC	POLICY-ID / TYPE/NHLFE-ID	OUT IFNAME	NEXTHOP	EVPN SEGMENT	CACHE STATUS	FEC_ID
42	1001::1	0 /PRI /6	ce3/4	fe80::eac5:7aff:fe79:572f	1001::2:0:0:0	Active	0x2000cce0
42	2001::1	0 /PRI /5	ce3/4	fe80::eac5:7aff:fe79:572f	2001::2:0:0:0	Active	0x2000ccdd

PE3#show evpn srv6 xconnect

EVPN Xconnect Info
=====

```
AC-AC: Local-Cross-connect
AC-NW: Cross-connect to Network
AC-UP: Access-port is up
AC-DN: Access-port is down
NW-UP: Network is up
NW-DN: Network is down
NW-SET: Network and AC both are up
```

Local Remote Connection-Details

```

=====
=====
=====
VPN-ID      EVI-Name      MTU  VPN-ID      Source      Destination      PE-IP      MTU  Type  NW-Status
=====
42          ----          1500 12          ce2.3       00:00:00:11:11:11:11:00:00:00 2001::1    1500 AC-NW  NW-SET
                                     1001::1      1500 ----  ----
=====

```

Total number of entries are 1
PE3#show evpn srv6 xconnect tunnel summary

Total number of entries: 2 [Installed: 2, Resolved: 0, Unresolved: 0]

PE3#show evpn srv6 xconnect tunnel sid

EVPN-SRV6 Network tunnel SID's

Evpn service type: ELINE

EVI-NAME: NA

PE IP: 1001::1

Status: Installed

Xconnect information

Local Ethernet Tag Id: 42

Local UC-SID: 3001::2:0:0:0

Remote Ethernet Tag Id: 12

Remote UC-SID: 1001::2:0:0:0

Tunnel policy mapped: --

Evpn service type: ELINE

EVI-NAME: NA

PE IP: 2001::1

Status: Installed

Xconnect information

Local Ethernet Tag Id: 42

Local UC-SID: 3001::2:0:0:0

Remote Ethernet Tag Id: 12

Remote UC-SID: 2001::2:0:0:0

Tunnel policy mapped: --

Total number of entries are 2

PE3#

PE3#show hsl srv6 evpn-ecmp

TABLE: SRV6 EVPN-ECMP Table

EVPN ID	DESTINATION FEC	ESI	ECMP Detail			L3-FEC		VSI
			Group-ID	GPORT	fec-cnt	ORIGINAL	DUPLICATE	
42	1001::1	00:00:00:11:11:11:11:00:00:00	0x20000001	0x98000001	2	0x2000ccde	0x2000cce0	0
42	2001::1	00:00:00:11:11:11:11:00:00:00	0x20000001	0x98000001	2	0x2000ccd9	0x2000cce1	0

PE3#

CHAPTER 16 Configure SRv6 with EVPN ELAN

Overview

The Ethernet Virtual Private Network - Ethernet LAN (EVPN ELAN) SRv6 feature integrates Segment Routing over IPv6 (SRv6) technology with EVPN signaling mechanisms to deliver multipoint-to-multipoint VPN services efficiently. To overcome the limitations of traditional L2VPN technologies such as Virtual Private LAN Services (VPLS), SRv6 EVPN ELAN utilizes BGP extensions and integrates the control planes for multiple VPN services. This approach separates forwarding and control planes, enabling a more efficient and effective network architecture.

Feature Characteristics

- Utilizes BGP extensions for MAC address learning and advertisement, enhancing control-plane based MAC learning.
- Supports local MAC address learning using ARP and remote MAC/IP address learning through MAC/IP advertisement routes.
- Advertises MAC/IP routes to reduce broadcast traffic volume and save bandwidth resources.
- Supports Inclusive Multicast Ethernet Tag Route (IMET) routes for efficient delivery of Broadcast, unknown Unicast, and Multicast (BUM) traffic.

Benefits

- Enhances network scalability and efficiency by moving MAC address learning to the control plane.
- Reduces network complexity and signaling messages by leveraging BGP for PE communication.
- Optimizes resource consumption by locally storing MAC and IP address information.
- Enables fast convergence and traffic balancing, improving overall network performance.

Prerequisites

Compatible network devices supporting SRv6 and EVPN technologies.

Configuration

Configure EVPN ELAN services with the SRv6 transport option, enabling enhanced scalability, flexibility, and operational efficiency.

The following configuration enables EVPN ELAN service specific to SRv6 transport.

Topology

The topology includes with edge and intermediate nodes, utilizing SRv6 functionality, and various routing protocols to ensure efficient communication and service delivery within the provider network.

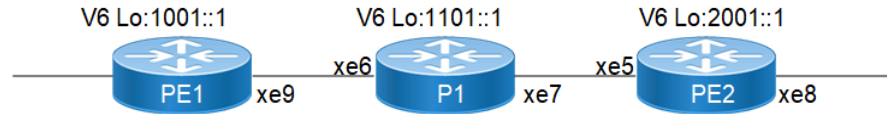


Figure 16-17: SRv6 EVPN ELAN Topology

Provider Edge Nodes (PE1 and PE2):

These intermediate nodes within the provider network may or may not be SRv6-capable routers.

Perform the following steps to configure SRv6 EVPN functionality on PE nodes with ISIS as IGP, appropriate MAC-VRF, BGP and EVPN EVI settings:

1. Configure Loopback Interfaces:

- Access interface configuration mode for the loopback interface(`interface lo`).
- Assign an IPv6 address to the loopback interface using the `ipv6 address` command followed by the desired IPv6 address and subnet mask (`ipv6 address 1001::1/128`).
- Configure OSPF for IPv6 on the loopback interface using the `ipv6 router ospf` command, specifying the OSPF area, tag, and instance ID (`ipv6 router ospf area 0.0.0.0 tag 1 instance-id 0`).
- Configure IS-IS for IPv6 on the loopback interface using the `ipv6 router isis` command, specifying the IS-IS process ID (`ipv6 router isis 1`).

```
PE1(config)#interface lo
PE1(config-if)#ipv6 address 1001::1/128
PE1(config-if)#ipv6 router ospf area 0.0.0.0 tag 1 instance-id 0
PE1(config-if)#ipv6 router isis 1
PE1(config-if)#exit
```

2. Configure Network interfaces:

- Access interface configuration mode for the desired network interface (`interface xe9`).
- Assign an IPv6 address to the interface using the `ipv6 address` command followed by the desired IPv6 address and subnet mask (`ipv6 address cafe:1:1::1/64`).
- Configure the MTU for the interface (`mtu 9216`).
- Configure OSPF for IPv6 on the interface using the `ipv6 router ospf` command, specifying the OSPF area, tag, and instance ID (`ipv6 router ospf area 0.0.0.0 tag 1 instance-id 0`).
- Configure IS-IS for IPv6 on the interface using the `ipv6 router isis` command, specifying the IS-IS process ID(`ipv6 router isis 1`).

```
PE1(config)#interface xe9
PE1(config-if)#ipv6 address cafe:1:1::1/64
PE1(config-if)#mtu 9216
PE1(config-if)#ipv6 router ospf area 0.0.0.0 tag 1 instance-id 0
PE1(config-if)#ipv6 router isis 1
```

3. In Global configuration mode, perform the following:

- Enable EVPN SRv6 for EVPN on the router, allowing for flexible and scalable IPv6-based service delivery.

```
PE1(config)# evpn srv6 enable
```

- Configure global IPv6 address for SRv6 functionality in the EVPN on the router:

```
PE1(config)# evpn srv6 ip-global 1001::1
```

- Configure QOS.

```
PE1(config)#qos enable
```

- Define SRv6 locators to be used in the EVPN configuration.

```
PE1(config)# segment-routing srv6
PE1(config-srv6)# locators
PE1(config-locator)# locator PE1_locator
PE1(config-locator)# prefix 1001::/64
PE1(config-locator)# exit-locators
PE1(config-srv6)# exit-srv6
```

4. Configure ISIS Settings:

- Access ISIS configuration mode and provide the ISIS process ID (`router isis 1`).
- Specify the ISIS routing level using the `is-type` (`is-type level-2-only`).
- Configure the metric-style wide (`metric-style wide`).
- Enable dynamic hostname assignment.
- Configure the NET address (`net 49.0001.0000.0000.0001.00`).
- Enter address-family configuration mode for IPv6 (`address-family ipv6`).
- Configure segment routing with SRv6 (`segment-routing srv6`)

```
PE1(config)#router isis 1
PE1(config-router)#is-type level-2-only
PE1(config-router)#metric-style wide
PE1(config-router)#dynamic-hostname
PE1(config-router)#net 49.0001.0000.0000.0001.00
PE1(config-router)#address-family ipv6
PE1(config-router-af)#segment-routing srv6
PE1(config-router-af-srv6)#srv6-locator PE1_locator
PE1(config-router-af-srv6)#exit-srv6
PE1(config-router-af)# exit-address-family
```

5. Perform the BGP Configuration:

```
PE1(config)#router bgp 65010
PE1(config-router)#bgp router-id 1.1.1.1
PE1(config-router)#neighbor 2001::1 remote-as 65010
PE1(config-router)#neighbor 2001::1 update-source lo
PE1(config-router)#address-family l2vpn evpn
PE1(config-router-af)#neighbor 2001::1 activate
PE1(config-router-af)#exit-address-family
PE1(config-router)#exit
```

6. Create MAC VRF:

```
PE1(config)#mac vrf PE1_PE2_ELAN
PE1(config-vrf)#rd 1.1.1.1:2000
PE1(config-vrf)#route-target both 2000:2000
```

7. Define the EVI instance and SRv6 for the EVI with the MAC VRF Mapping specified locator:

```
PE1(config)#evpn srv6 id 2000
PE1(config)#host-reachability-protocol evpn-bgp PE1_PE2_ELAN
PE1(config)# locator PE1_locator
PE1(config)# exit
PE1(config)#interface xe6.2000 switchport
```

```
PE1(config-if)#encapsulation dot1q 2000
PE1(config-if)#mtu 9216
PE1(config-if)#access-if-evpn
PE1(config-access-if)#map vpn-id 2000
```

Configuration Snapshot: SRv6 EVPN Single-Homing on PE1

```
evpn srv6 enable
!
mac vrf PE1_PE2_ELAN
 rd 1.1.1.1:2000
 route-target both 2000:2000
!
qos enable
!
evpn srv6 ip-global 1001::1
!
evpn srv6 id 2000
 host-reachability-protocol evpn-bgp PE1_PE2_ELAN
 locator PE1_locator
!
hostname PE1
!
router-id 1.1.1.1
!
segment-routing
 srv6
  locators
   locator PE1_locator
   prefix 1001::/64
   exit-locator
  !
  exit-locators
 !
 exit-srv6
 !
!
interface lo
 ip address 127.0.0.1/8
 ipv6 address ::1/128
 ipv6 address 1001::1/128
 ipv6 router ospf area 0.0.0.0 tag 1 instance-id 0
 ipv6 router isis 1
!
interface xe6
 mtu 9216
!
interface xe6.2000 switchport
 encapsulation dot1q 2000
 mtu 9216
 access-if-evpn
  map vpn-id 2000
!
interface xe9
 ipv6 address cafe:1:1::1/64
```

```

mtu 9216
ipv6 router ospf area 0.0.0.0 tag 1 instance-id 0
ipv6 router isis 1
!
router isis 1
is-type level-2-only
metric-style wide
dynamic-hostname
net 49.0001.0000.0000.0001.00
!
address-family ipv6
segment-routing srv6
  srv6-locator PE1_locator
exit-srv6
!
exit-address-family
!
router bgp 65010
bgp router-id 1.1.1.1
neighbor 2001::1 remote-as 65010
neighbor 2001::1 update-source lo
!
address-family l2vpn evpn
neighbor 2001::1 activate
exit-address-family
!
exit
!

```

Configuration Snapshot: SRv6 EVPN ELAN Single-Homing on P1

```

hostname P1
!
qos enable
!
router-id 1.1.1.11
!
interface lo
ip address 127.0.0.1/8
ipv6 address ::1/128
ipv6 address 1101::1/128
ipv6 router ospf area 0.0.0.0 tag 1 instance-id 0
ipv6 router isis 1
!
interface xe6
ipv6 address cafe:1:11::2/64
mtu 9216
ipv6 router ospf area 0.0.0.0 tag 1 instance-id 0
ipv6 router isis 1
!
interface xe7
ipv6 address cafe:11:21::1/64
mtu 9216
ipv6 router ospf area 0.0.0.0 tag 1 instance-id 0
ipv6 router isis 1
!

```

```
router isis 1
  is-type level-2-only
  metric-style wide
  dynamic-hostname
  net 49.0001.0000.0000.0011.00
  !
  address-family ipv6
  exit-address-family
  !
```

Configuration Snapshot: SRv6 EVPN ELAN Single-Homing on PE2

```
evpn srv6 enable
!
mac vrf PE1_PE2_ELAN
  rd 1.1.1.2:2000
  route-target both 2000:2000
  !
qos enable
!
evpn srv6 ip-global 2001::1
!
evpn srv6 id 2000
  host-reachability-protocol evpn-bgp PE1_PE2_ELAN
  locator PE2_locator
  !
hostname PE2
!
router-id 1.1.1.2
!
segment-routing
  srv6
  locators
    locator PE2_locator
    prefix 2001::/64
    exit-locator
    !
  exit-locators
  !
exit-srv6
!
!
interface lo
  ip address 127.0.0.1/8
  ipv6 address ::1/128
  ipv6 address 2001::1/128
  ipv6 router ospf area 0.0.0.0 tag 1 instance-id 0
  ipv6 router isis 1
  !
interface xe5
  ipv6 address cafe:11:21::2/64
  mtu 9216
  ipv6 router ospf area 0.0.0.0 tag 1 instance-id 0
  ipv6 router isis 1
  !
```

```

interface xe8
  mtu 9216
  !
interface xe8.2000 switchport
  encapsulation dot1q 2000
  access-if-evpn
  map vpn-id 2000
  !
router isis 1
  is-type level-2-only
  metric-style wide
  dynamic-hostname
  net 49.0001.0000.0000.0002.00
  !
  address-family ipv6
  segment-routing srv6
  srv6-locator PE2_locator
  exit-srv6
  !
  exit-address-family
  !
router bgp 65010
  bgp router-id 1.1.1.2
  neighbor 1001::1 remote-as 65010
  neighbor 1001::1 update-source lo
  !
  address-family l2vpn evpn
  neighbor 1001::1 activate
  exit-address-family
  !
  exit
  !

```

Validation

PE1

- The following show outputs displays the ISISv6 neighbour and routing information of the PE1.

```
PE1#sh clns neighbors
```

```

Total number of L1 adjacencies: 0
Total number of L2 adjacencies: 1
Total number of adjacencies: 1
Tag 1: VRF : default
System Id      Interface      SNPA              State  Holdtime  Type Protocol
P1             xe9            80a2.355b.7008   Up     24         L2    IS-IS
PE1#

```

```
PE1#sh clns neighbors detail
```

```

Total number of L1 adjacencies: 0
Total number of L2 adjacencies: 1
Total number of adjacencies: 1

```

```

Tag 1: VRF : default
System Id      Interface  SNPA          State  Holdtime  Type Protocol
P1             xe9         80a2.355b.7008 Up      21        L2   IS-IS
  L1 Adjacency ID: 1
  L2 Adjacency ID: 2
  Uptime: 00:53:18
  Area Address(es): 49.0001
  IPv6 Address(es): fe80::82a2:35ff:fe5b:7008
  Level-2 Protocols Supported: IPv6
  Adjacency advertisement: Advertise

```

```

PE1#sh ipv6 route
IPv6 Routing Table
Codes: K - kernel route, C - connected, S - static, D- DHCP, R - RIP,
       O - OSPF, IA - OSPF inter area, E1 - OSPF external type 1,
       E2 - OSPF external type 2, E - EVPN  N1 - OSPF NSSA external type 1,
       N2 - OSPF NSSA external type 2, i - IS-IS, B - BGP,
       P - SRV6-POLICY,
       v - vrf leaked
Timers: Uptime

```

```

IP Route Table for VRF "default"
C      ::1/128 via ::, lo, 00:56:00
C      1001::1/128 via ::, lo, 00:55:11
C      1001::6001:0:0:0/128, SRV6 END.X SID
      via fe80::82a2:35ff:fe5b:7008, xe9, 00:53:22
i L2   1101::1/128 [115/20] via fe80::82a2:35ff:fe5b:7008, xe9, 00:53:07
i L2   2001::/64 [115/21] via fe80::82a2:35ff:fe5b:7008, xe9, 00:37:00
i L2   2001::1/128 [115/30] via fe80::82a2:35ff:fe5b:7008, xe9, 00:37:00
C      cafe:1:1::/64 via ::, xe9, 00:53:23
i L2   cafe:1:11::/64 [115/20] via fe80::82a2:35ff:fe5b:7008, xe9, 00:53:07
i L2   cafe:2:3::/64 [115/30] via fe80::82a2:35ff:fe5b:7008, xe9, 00:37:00
i L2   cafe:11:3::/64 [115/20] via fe80::82a2:35ff:fe5b:7008, xe9, 00:53:07
i L2   cafe:11:21::/64 [115/20] via fe80::82a2:35ff:fe5b:7008, xe9, 00:38:40
C      fe80::/64 via ::, xe9, 00:53:23
PE1#

```

```

                2001::1                None

```

- The following show outputs displays the BGP validation for EVPN ELAN.

```

PE1#sh bgp l2vpn evpn summary
BGP router identifier 1.1.1.1, local AS number 65010
BGP table version is 27
1 BGP AS-PATH entries
0 BGP community entries

Neighbor      V   AS      MsgRcv  MsgSen  TblVer  InQ  OutQ  Up/Down
State/PfxRcd  AD  MACIP  MCAST  ESI    PREFIX-ROUTE
2001::1      0   4 65010  151    185    27    0    0 00:24:07
1            0   1      0      0      0

```

Total number of neighbors 1

```
Total number of Established sessions 1
PE1#sh ip bgp neighbors
BGP neighbor is 2001::1, remote AS 65010, local AS 65010, internal link, peer index: 7
  BGP version 4, local router ID 1.1.1.1, remote router ID 1.1.1.2
  BGP state = Established, up for 00:24:12
  Last read 00:00:05, hold time is 90, keepalive interval is 30 seconds
  Neighbor capabilities:
    Route refresh: advertised and received (old and new)
    Address family L2VPN EVPN: advertised and received
  Received 148 messages, 4 notifications, 0 in queue
  Sent 179 messages, 6 notifications, 0 in queue
  Route refresh request: received 0, sent 0
  Minimum time between advertisement runs is 5 seconds
  Update source is lo
```

```
For address family: L2VPN EVPN  BGP table version 27, neighbor version 27
  Index 1, Offset 0, Mask 0x2
  Community attribute sent to this neighbor (both)
  Large Community attribute sent to this neighbor
  1 accepted prefixes
  Accepted AD:0 MACIP:0 MCAST:1 ESI:0 PREFIX:0
  3 announced prefixes
```

```
Connections established 9; dropped 8
Local host: 1001::1, Local port: 179
Foreign host: 2001::1, Foreign port: 45691
TCP MSS: (0), Advertise TCP MSS: (9156), Send TCP MSS: (9156), Receive TCP MSS: (536)
Sock FD : (28)
NextHop: 1.1.1.1
NextHop global: 1001::1
NextHop local: ::
BGP connection: non shared network
Last Reset: 00:24:12, due to BGP Notification received
Notification Error Message: (Cease/Other Configuration Change.)
```

- The following show outputs displays the SRv6 EVPN ELAN validation.

```
PE1#show segment-routing srv6 services
Status codes: > - installed, * - selected, T - Uses service-mapped tunnel
L3VPN:
```

```
EVPN:
Service Flags vrf          local-evpn-id  remote-evpn-id  SID
NextHop                   SRv6-Policy-Name
ELAN > PE1_PE2_ELAN 2000          NA              2001::4:0:0:0
2001::1                   None
```

```
PE1#show segment-routing srv6 services evpn
Status codes: > - installed, * - selected, T - Uses service-mapped tunnel
Service Flags vrf          local-evpn-id  remote-evpn-id  SID
NextHop                   SRv6-Policy-Name
ELAN > PE1_PE2_ELAN 2000          NA              2001::4:0:0:0
2001::1                   None
```


PE1#show segment-routing srv6 sid

SRv6 Segment ID table:

SID	Operation	Nexthop	Originator
1001::3:0:0:0	END.DT2U	::	evpn:2000
1001::4:0:0:0	END.DT2M	::	evpn:2000
1001::801:0:0:0	END[usd]	::	nsm
1001::1001:0:0:0	END[usp]	::	nsm
1001::2001:0:0:0	END[psp]	::	nsm
1001::6001:0:0:0	END.X[psp]	fe80::82a2:35ff:fe5b:7008isis	

PE1#

PE1#show hsl srv6 evpn

TABLE: SRV6 EVPN Table

EVPN UC SID	DESTINATION CACHE	POLICY-ID/ UC	OUT EVPN MC SID	NEXTHOP VSI
ID	FEC	TYPE/NHLFE-ID	IFNAME	
STATUS	FEC_ID			
2000	2001::1	0 /PRI/4	xe9	fe80::82a2:35ff:fe5b:7008 ::
	2001::4:0:0:0	4154		

PE1#

PE1#show evpn srv6 id 2000

EVPN-SRv6 Information

=====

Codes: NW - Network Port
 AC - Access Port
 (u) - Untagged

VPN-ID	EVI-Name	EVI-Type	Type	Interface	ESI	VLAN	DF-
Status	Src-Addr	Dst-Addr					
2000	----	L2	NW	----	----	----	-
---	1001::1	2001::1					
2000	----	--	AC	xe6.2000	---	Single Homed Port	---
---	----	----					

Total number of entries are 2

Note: Refer sub-interface config for VLAN information.

PE1#show evpn srv6 tunnel summary

Total number of entries: 1 [Installed: 1, Resolved: 0, Unresolved: 0]

PE1#show evpn srv6 tunnel sid

EVPN-SRV6 Network tunnel SID's

Evpn service type: ELAN, evi: 2000, evi-name: , status: Installed

PE IP: 2001::1

Tunnel information

local UC-SID: 1001::3:0:0:0, local MC-SID: 1001::4:0:0:0

```
remote UC-SID: ::, remote MC-SID: 2001::4:0:0:0  
Tunnel policy mapped: --
```

```
Total number of entries are 1  
PE1#
```

Implementation Examples

The SRv6 technology can be used to implement different use cases, such as MAC/IP Advertisement Route and IMET Route over SRv6 Core Propagation. In both cases, the SRv6-enabled routers learn MAC address information from the packets they receive and cache it in the forwarding tables, which helps optimize resource consumption and improve overall network performance. The SRv6 technology also helps reduce network complexity by leveraging BGP for PE communication and enables fast convergence and traffic balancing.

CLI Commands

The `EVPN ELAN SRv6` introduces the following configuration commands:

- `evi-name`
- `evpn srv6 mac-ageing-time`
- `arp-nd refresh timer`
- `mac-holdtime`
- `show evpn srv6`
- `show evpn srv6 arp-cache`
- `show evpn srv6 mac-table`
- `show evpn srv6 nd-cache`
- `show evpn srv6 route-count`
- `show evpn srv6 static host state`

evi-name

Use this command to name the EVPN MPLS ID.

Use `no` parameter of this command to remove the name of the EVPN SRv6 ID.

Command Syntax

```
evi-name <WORD>  
no evi-name
```

Parameters

`WORD` EVI name of max size 10 characters and should not be only numeric.

Default

None

Command Mode

EVPN SRv6 mode

Applicability

Introduced in OcnOS version 6.5.1.

Example

The following example illustrates to enable srv6 for EVPN.

```
#configure terminal
(config)#evpn srv6 id 3
(config-evpn-srv6)#evi-name ELAN
(config-evpn-srv6)#exit
```

evpn srv6 mac-ageing-time

Use this command to set the dynamically learned MAC aging time.

Use `no` parameter of this command to set the age out the MACs in hardware to its default.

Command Syntax

```
evpn srv6 mac-ageing-time <10-572>
no evpn srv6 mac-ageing-time
```

Parameters

mac-ageing-time<10-572>	EVI name of max size 10 characters and should not be only numeric.
-------------------------	--

Default

Age out time to 300 seconds

Command Mode

Config mode

Applicability

Introduced in OcnOS version 6.5.1.

Example

The following example illustrates to configure `evpn srv6 mac-ageing-time`:

```
#configure terminal
(config)#evpn srv6 mac-ageing-time 10
```

arp-nd refresh timer

Use this command to configure aging out the arp-cache and nd-cache entries for given time multiplied by 3 in seconds.

Use `no` parameter of this command to remove the configuration.

Note:

- Not applicable for the AC port which is mapped with ELINE/Xconnect Service.
- After this timer interval, it sends out ARP to revalidate and 3 times of this would lead to removal of the dynamic entry.

Command Syntax

```
evpn srv6 arp-nd refresh-timer <3-190>
no evpn srv6 arp-nd refresh-timer
```

Parameters

arp-nd	Sets the refresh timer value for ARP and ND cache entries on a networking device.
refresh-	
timer<3-190>	

Default

Disabled

Command Mode

Evpn mode

Applicability

Introduced in OcNOS version 6.5.1.

Example

The following example illustrates to configure `evpn srv6 arp-nd refresh-timer`:

```
(config)#evpn srv6 arp-nd refresh-timer 100
(config)#no evpn srv6 arp-nd refresh-timer
```

mac-holdtime

Use this command to set the MAC hold time for a MAC/IP or MAC.

The feature holds the MAC in hardware until BGP has withdrawn from the neighbours. This helps to reduce the flooding to other access ports. This setting applies when the L2 Subifp is shut down, the physical port on which the access port is down, or the access port is removed from the VNID using the no form of the map vnid command. When the MAC hold time is configured as -1, then the MAC is not removed from the hardware and is also not withdrawn from EVPN BGP.

Use the `no` form of this command to remove the MAC hold time for the MAC/IP or MAC

Note: When a MAC address enters the discard state, traffic associated with it is dropped. This rule applies exclusively to MAC addresses or MAC-IP pairs configured manually.

Command Syntax

```
mac-holdtime <-1-300>
no mac-holdtime
```

Parameters

`<-1-300>` MAC hold time in seconds. Specify -1 to never expire state.

Default

Zero second

Command Mode

EVPN SRv6 mode and ACC_IF mode.

Note: When set in both modes, the preference is given to the ACC_IF mode value for the corresponding access port.

Applicability

Introduced in OcNOS version 6.5.1.

Example

The following example illustrates to configure `mac-holdtime` for `evpn srv6`:

```
#configure terminal
(config)#evpn srv6 id 3
(config-evpn-srv6) #mac-holdtime -1
(config-evpn-srv6) #exit
```

show evpn srv6

Use this command to display the EVPN Information.

Command Syntax

```
show evpn srv6 ((tunnel (| sid | summary) | id <1-16777215>)|)
```

Parameters

<code>tunnel sid</code>	Displays Segment Identifier (SID) used in Segment Routing (SR) networks to identify a tunnel.
<code>tunnel summary</code>	Provides a summarized view of SRv6 configurations and statuses.
<code>tunnel id <1-16777215></code>	Displays information related to the specified SRv6 tunnel or SID identified by its numerical ID. The ID range is from 1 to 16777215.

Default

None

Command Mode

Exec mode

Applicability

Introduced in OcNOS version 6.5.1.

Example

The following example illustrates to display the show output of `evpn srv6 tunnel`.

```

PE1# show evpn srv6 tunnel sid
EVPN-SRV6 Network tunnel SID's
  Evpn service type: ELAN, evi: 10, evi-name: , status: Installed
    PE IP: 2001::3
      Tunnel information
        local UC-SID: cafe:aaaa:1:0:2::, local MC-SID: cafe:aaaa:1:0:3::
        remote UC-SID: cafe:aaaa:3:0:2::, remote MC-SID: cafe:aaaa:3:0:3::
      Tunnel policy mapped: --
  Evpn service type: ELAN, evi: 10, evi-name: , status: Installed
    PE IP: 2001::2
      Tunnel information
        local UC-SID: cafe:aaaa:1:0:2::, local MC-SID: cafe:aaaa:1:0:3::
        remote UC-SID: cafe:aaaa:2:0:2::, remote MC-SID: cafe:aaaa:2:0:3::
      Tunnel policy mapped: --

Total number of entries are 2

```

show evpn srv6 arp-cache

Use this command to display the ARP cache information.

Command Syntax

```
show evpn srv6 arp-cache (evid <1-16777215>|) (summary |)
```

Parameters

<code>arp-cache</code>	Displays ARP cache information for all EVPN instances.
<code>evid <1-16777215></code>	Displays ARP cache information specific to the EVPN instance identified by its Ethernet Segment Identifier (EVID). The EVID range is from 1 to 16777215.
<code>summary</code>	Provides a summarized view of the ARP cache information.

Default

None

Command Mode

Exec mode

Applicability

Introduced in OcNOS version 6.5.1.

Example

The following example illustrates to display the show output of `evpn srv6 arp-cache`

```

PE1#show evpn srv6 arp-cache
SRV6-EVPN ARP-CACHE Information
=====
EVPN-ID    Ip-Addr          Mac-Addr          Type              Age-Out    Retries-Left
-----
10         7.7.7.7          0020.9400.0004   Static Local     ----
10         192.85.1.3       0010.9400.0003   Dynamic Remote   ----
10         192.85.1.4       0010.9400.0004   Dynamic Local    ----
Total number of entries are 3

```

show evpn srv6 mac-table

Use this command to display the host MAC address table.

Command Syntax

```
show evpn srv6 mac-table (hardware |) (evid <1-16777215>|) (summary |)
```

Parameters

mac-table	Displays the EVPN SRv6 MAC address table.
evid <1-16777215>	Specifies the EVPN Instance Identifier (EVI) for which you want to display the SRv6 MAC table information. The range for the EVI ID is from 1 to 16777215.
hardware	Displays Host mac addresses table from hardware.
summary	Provides a summarized view of Host mac addresses table from hardware.

Default

None

Command Mode

Exec mode

Applicability

Introduced in OcNOS version 6.5.1.

Example

The following example illustrates to display the show output of `evpn srv6 mac-table`

```

PE1#show evpn srv6 mac-table
=====
EVPN SRV6 MAC Entries
=====
VNID      Interface VlanId  In-VlanId Mac-Addr      VTEP-Ip/ESI
Type      Status    MAC move  AccessPortDesc
-----
10        ----    ----    ----    0001.9400.0003 2001::3
Static Remote ----- 0

```

```

10      ----      ----      ----      0011.9400.0003 2001::3
Static Remote      -----      0
10      ----      ----      ----      0011.9401.0003 2001::3
Static Remote      -----      0
10      xe29.100  ----      ----      0020.9400.0003 2001::1
Static Local      -----      0
10      xe29.100  ----      ----      0030.9400.0003 2001::1
Static Local      -----      0

```

Total number of entries are : 5

show evpn srv6 nd-cache

Use this command to display the Neighbor Discovery (ND) cache information.

Command Syntax

```
show evpn srv6 nd-cache (evid <1-16777215>|) (summary |)
```

Parameters

nd-cache	Displays the EVPN SRv6 ND table.
evid<1-16777215>	Displays ND cache information specific to the EVPN instance identified by its Ethernet Segment Identifier (EVID). The EVID range is from 1 to 16777215.
Summary	Provides a summarized view of the ND cache information.

Default

None

Command Mode

Exec mode

Applicability

Introduced in OcNOS version 6.5.1.

Example

The following example illustrates to display the show output of `evpn srv6 nd-cache`:

```

PE1#show evpn srv6 nd-cache
SRV6-EVPN ND-CACHE Information
=====
EVPN-ID  Ip-Addr                               Mac-Addr           Type           Age-Out
Retries-Left
-----
10       1111::33                                   0011.9401.0003     Static Remote   ----
10       2222::22                                   0011.9401.0002     Static Remote   ----
Total number of entries are 2

```

show evpn srv6 route-count

Use this command to display the EVPN active route (MAC-IP,MAC-IPv6 and MAC-only) count information.

Command Syntax

```
show evpn srv6 route-count [|evid <1-16777215>]
```

Parameters

evid <1-16777215>	Displays the count of SRv6 routes specific to the EVPN instance identified by its EVID. The EVID range is from 1 to 16777215.
-------------------	---

Default

None

Command Mode

Exec mode

Applicability

Introduced in OcnOS version 6.5.1.

Example

The following example illustrates to display the show output of `evpn srv6 route-count`

```
PE1#show evpn srv6 route-count
EVPN-SRv6 Active route count information
=====
Max supported route count   : 131072
Active route count: 8
```

```
-----
VNID      Total      MACONLY  MACIPv4  MACIPv6
-----
10         8          4         2         2
```

```
Total number of entries are 1
PE1#
PE1#show evpn srv6 route-count evid 10
EVPN-SRv6 Active route count information
=====
Max supported route count   : 131072
Active route count: 8
```

```
-----
VNID      Total      MACONLY  MACIPv4  MACIPv6
-----
10         8          4         2         2
```

```
Total number of entries are 1
```

show evpn srv6 static host state

Use this command to display the state of the host which is configured statically.

Command Syntax

```
show evpn srv6 static host state
```

Parameters

None

Default

None

Command Mode

Exec mode

Applicability

Introduced in OcNOS version 6.5.1.

Example

The following example illustrates to display the show output of `evpn srv6 static host status`

```
PPE1#show evpn srv6 static host status
SRv6 Static Host Information
=====
Codes: NW - Network Port
       AC - Access Port
       (u) - Untagged

VNID      Ifname      Outer-Vlan Inner-vlan Ip-Addr
Mac-Addr      Status
-----
10        xe29.100    ---      ---      0.0.0.0
0020.9400.0003 Active
10        xe29.100    ---      ---      2001::9
0030.9400.0003 Inactive

Total number of entries are 2
```

Glossary

The following provides definitions for key terms or abbreviations and their meanings used throughout this document:

Key Terms/Acronym	Description
Ethernet VPN (EVPN)	A solution that provides Ethernet multipoint services over MPLS networks, enabling control-plane-based MAC learning in the core.

Virtual Private LAN Service (VPLS)	An early MPLS VPN technology that provides multipoint-to-multipoint wide-area Ethernet services for enterprise users.
MP-BGP Protocol	Multi-Protocol Border Gateway Protocol, used for control-plane MAC learning in EVPN instances.
Control Plane	The part of a network responsible for routing protocols, forwarding tables, and other control functions.
Data Plane	The part of a network responsible for forwarding user data based on the information in the control plane.
Route Reflector (RR)	A device in a network that helps to reduce the number of IBGP connections required in a full-mesh topology by reflecting routes from one IBGP speaker to another.
Media Access Control (MAC) Address	A unique identifier assigned to network interfaces for communication at the data link layer of a network segment.
BGP Extensions	Additional functionality added to the Border Gateway Protocol (BGP) to support specific requirements or features.
IMET Route	A route type in EVPN used for Broadcast, Unknown Unicast, and Multicast (BUM) traffic delivery across EVPN networks.
Ethernet Segment Route	A route type in EVPN used in multi-homing scenarios and for Designated Forwarder Election.
Ingress Replication (IR)	A technique used in multicast routing to replicate multicast traffic at the ingress router and forward it to multiple egress routers.
Designated Forwarder (DF)	In EVPN, the PE responsible for sending broadcast, unknown multicast, and multicast (BUM) traffic to the CE on a particular Ethernet Segment.

CHAPTER 17 BGP Link State OSPFv3 with SRv6

This chapter contains configurations of BGP-LS OSPFv3 with SRv6.

BGP Link-State (BGP-LS) is used to the topology of the domain using nodes, links, prefixes NLRI and SRv6 SID NLRI. This feature adds the capability to report SRv6 Segment Identifier and Network Layer Reachability Information (NLRI).

The following NLRI has been to the BGP-LS protocol to support SRv6:

- Node NLRI: SRv6 Capabilities, SRv6 MSD types
- Link NLRI: End.X, LAN End.X, and SRv6 MSD types
- Prefix NLRI: SRv6 Locator
- SRv6 SID NLRI: SRv6 Endpoint behaviour TLV

Topology

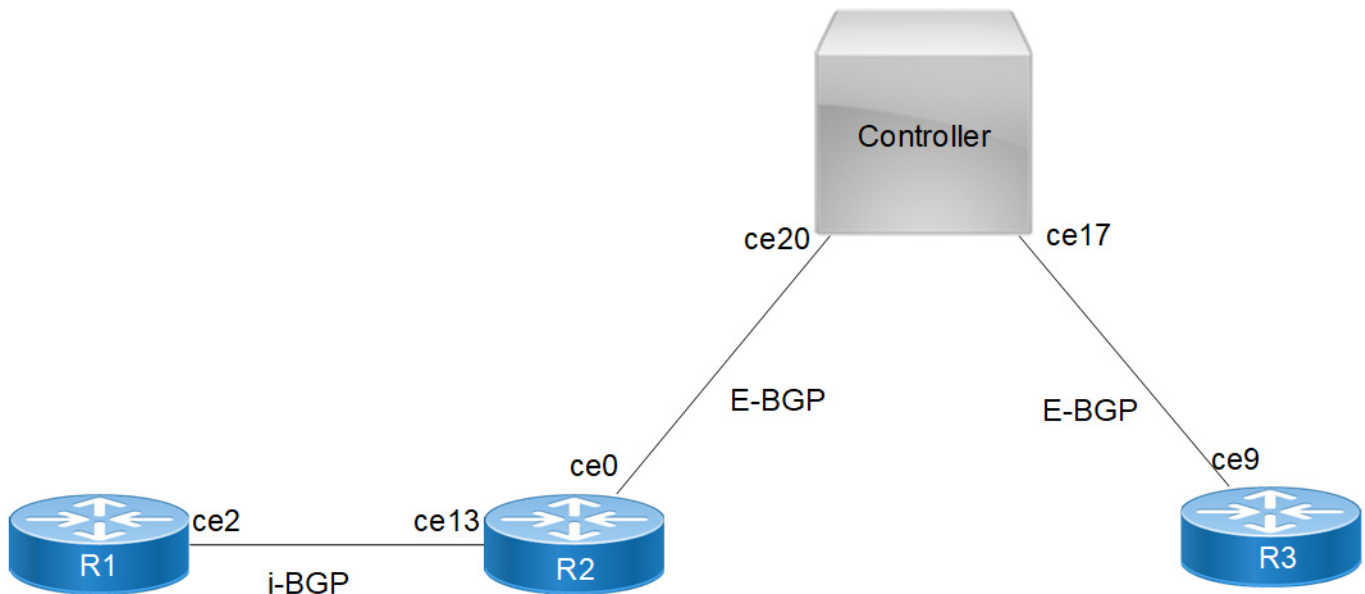


Figure 17-18: BGP-LS with SRv6 ospfv3

Note: You must ensure that prefix SIDs are unique globally.

Configurations

R1

R1#configure terminal	Enter configure mode.
R1 (config)#segment-routing	Enable Segment Routing
R1 (config-sr)#srv6	Segment Routing over IPv6 data-plane
R1 (config-srv6)#locators	Configure SRv6 locators
R1 (config-srv6-loc)#locator IPI	Configure SRv6 locator and name of the Locator
R1 (config-srv6-loc-conf)# prefix 1100::/96	prefix for locator ipv6 address
R1 (config-srv6-loc-conf)#exit-locator	Exit from srv6 locator mode
R1 (config-srv6-loc)#exit-locators	Exit from srv6 locators configuration mode
R1 (config-srv6)#exit-srv6	Exit from srv6 configuration mode
R1 (config-sr)# commit	Commit the candidate configuration to the running configuration
R1 (config-sr)#exit	Exit from segment routing
R1 (config)#interface lo	Enter interface mode.
R1 (config-if)# ip address 11.11.11.11/32 secondary	Configure the IP address of the interface.
R1 (config-if)# ipv6 address 1111::1/128	Configure the IPv6 address of the interface
R1 (config-if)#prefix-sid index 1111 no-php	Configure prefix sid index value with no-php.
R1 (config-if)#ipv6 router ospf area 0.0.0.0 tag 1 instance-id 0	Configure ospf area id process the tag instance id as 0.
R1 (config-if)#exit	Exit interface mode.
R1 (config)#commit	Commit the candidate configuration to the running configuration
R1 (config)#interface ce2	Enter interface mode.
R1 (config-if)#ipv6 address 1000::1/64	Configure the IPv6 address of the interface.
R1 (config-if)#ipv6 ospf network point-to-point instance-id 0	Configure ospfv3 network as point to point instance id as 0.
R1 (config-if)#ipv6 router ospf area 0.0.0.0 tag 1 instance-id 0	Configure ospf area id process the tag instance id as 0.
R1 (config-if)#exit	Exit interface mode.
R1 (config)#commit	Commit the candidate configuration to the running configuration
R1 (config)#router ipv6 ospf 1	Configure ospf instance process
R1 (config-router)#router-id 11.11.11.11	Configure ospf router id
R1 (config-router)#segment-routing srv6	Configure segment-routing srv6
R1 (config-router-srv6)#srv6-locator IPI	Configure srv6 locator name
R1 (config-router-srv6)#exit-srv6	Exit from segment routing srv6
R1 (config-router)#commit	Commit the candidate configuration to the running configuration
R1 (config-router)#exit	Exit from router mode

R2

R2#configure terminal	Enter configure mode.
R2 (config)#segment-routing	Enable Segment Routing
R2 (config-srv)#srv6	Segment Routing over IPv6 data-plane
R2 (config-srv6)#locators	Configure SRv6 locators
R2 (config-srv6-loc)#locator IPI	Configure SRv6 locator and name of the Locator
R2 (config-srv6-loc-conf)# prefix 2200::/96	prefix for locator ipv6 address
R2 (config-srv6-loc-conf)#exit-locator	Exit from srv6 locator mode
R2 (config-srv6-loc)#exit-locators	Exit from srv6 locators configuration mode
R2 (config-srv6)#exit	Exit from srv6 configuration mode
R2 (config)# commit	Commit the candidate configuration to the running configuration
R2 (config)#interface lo	Enter interface mode.
R2 (config-if)# ip address 22.22.22.22/32 secondary	Configure the IP address of the interface.
R2 (config-if)# ipv6 address 2222::1/128	Configure the IPv6 address of the interface
R2 (config-if)#prefix-sid index 2222 no-php	Configure prefix sid index value with no-php.
R2 (config-if)#ipv6 router ospf area 0.0.0.0 tag 1 instance-id 0	Configure ospf area id process the tag instance id as 0.
R2 (config-if)#exit	Exit interface mode.
R2 (config)#commit	Commit the candidate configuration to the running configuration
R2 (config)#interface ce0	Enter interface mode.
R2 (config-if)# ipv6 address 2000::2/64	Configure the IPv6 address of the interface.
R2 (config-if)#ipv6 ospf network point-to-point instance-id 0	Configure ospfv3 network as point to point instance id as 0.
R2 (config-if)#ipv6 router ospf area 0.0.0.0 tag 1 instance-id 0	Configure ospf area id process the tag instance id as 0.
R2 (config-if)#exit	Exit interface mode.
R2 (config)#commit	Commit the candidate configuration to the running configuration
R2 (config)#interface ce13	Enter interface mode.
R2 (config-if)# ipv6 address 1000::2/64	Configure the IPv6 address of the interface.
R2 (config-if)#ipv6 ospf network point-to-point instance-id 0	Configure ospfv3 network as point to point instance id as 0.
R2 (config-if)#ipv6 router ospf area 0.0.0.0 tag 1 instance-id 0	Configure ospf area id process the tag instance id as 0.
R2 (config-if)#exit	Exit interface mode.
R2 (config)#commit	Commit the candidate configuration to the running configuration
R2 (config)#router ipv6 ospf 1	Configure ospf instance process
R2 (config-router)# router-id 22.22.22.22	Configure ospf router id
R2 (config-router)#distribute bgp-ls	Configure Link State distribution to BGP
R2 (config-router)# segment-routing srv6	Configure segment routing srv6

R2 (config-router-srv6)# srv6-locator IPI	Configure srv6 locator name
R2 (config-router-srv6)# exit-srv6	Exit from srv6
R2 (config-router)#commit	Commit the candidate configuration to the running configuration
R2 (config-router)#exit	Exit from router mode
R2 (config)#router bgp 200	Configure bgp AS number
R2 (config-router)#neighbor 2000::1 remote-as 300	Configure neighbour AS number of BGP neighbor
R2 (config-router)#address-family link-state link-state	Configure address family link state link state
R2 (config-router)#neighbor 2000::1 activate	Activated bgp neighbor
R2 (config-router-af)#exit-address-family	Exit from Address Family configuration mode
R2 (config)#commit	Commit the candidate configuration to the running configuration
R2 (config)#end	End from EXEC mode

R3

R3#configure terminal	Enter configure mode.
R3 (config)#segment-routing	Enable Segment Routing
R3 (config-sr)#srv6	Segment Routing over IPv6 data-plane
R3 (config-srv6)#locators	Configure SRv6 locators
R3 (config-srv6-loc)#locator OcNOS	Configure SRv6 locator and name of the Locator
R3 (config-srv6-loc-conf)# prefix cafe:1:2:all::/64	prefix for locator ipv6 address
R3 (config-srv6-loc-conf)#exit-locator	Exit from srv6 locator mode
R3 (config-srv6-loc)#exit-locators	Exit from srv6 locators configuration mode
R3 (config-srv6)#exit-srv6	Exit from srv6 configuration mode
R3 (config-sr)# commit	Commit the candidate configuration to the running configuration
R3 (config-sr)#exit	Exit from segment routing
R3 (config)#interface lo	Enter interface mode.
R3 (config-if)#ip address 44.44.44.44/32 secondary	Configure the IP address of the interface.
R3 (config-if)#ipv6 address 4444::1/128	Configure the IPv6 address of the interface.
R3 (config-if)#prefix-sid index 4444 no-php	Configure prefix sid index value with no php.
R3 (config-if)#ipv6 router ospf area 0.0.0.0 tag 1 instance-id 0	Configure ospf area id process the tag instance id as 0.
R3 (config-if)#exit	Exit interface mode.
R3 (config)#commit	Commit the candidate configuration to the running configuration

R3(config)#interface ce9	Enter interface mode.
R3(config-if)# ipv6 address 3000::1/64	Configure the IPv6 address of the interface.
R3(config-if)#ipv6 ospf network point-to-point instance-id 0	Configure ospfv3 network as point to point instance id as 0.
R3(config-if)#ipv6 router ospf area 0.0.0.0 tag 1 instance-id 0	Configure ospf area id process the tag instance id as 0.
R3(config-if)#exit	Exit interface mode.
R3(config)#commit	Commit the candidate configuration to the running configuration
R3(config)#router ipv6 ospf 1	Configure ospf instance process
R3(config-router)#router-id 44.44.44.44	Configure ospf router id
R3(config-router)#distribute bgp-ls	Configure Link State distribution to BGP
R3(config-router)# segment-routing srv6	Configure segment routing srv6
R3(config-router-srv6)#srv6-locator OcNOS	Configure srv6 locator name
R3(config-router-srv6)#exit-srv6	Exit from srv6
R3(config-router)#commit	Commit the candidate configuration to the running configuration
R3(config-router)#exit	Exit from router mode
R3(config)#router bgp 100	Configure bgp AS number
R3(config-router)# neighbor 3000::2 remote-as 300	Configure neighbour AS number of BGP neighbor
R3(config-router)#address-family link-state link-state	Configure address family link state link state
R3(config-router)# neighbor 3000::2 activate	Activated bgp neighbor
R3(config-router-af)#exit-address-family	Exit from Address Family configuration mode
R3(config-router)#commit	Commit the candidate configuration to the running configuration
R3(config-router)#end	End from EXEC mode

Controller

Controller#configure terminal	Enter configure mode.
Controller(config)#interface lo	Enter interface mode.
Controller(config-if)#ip address 33.33.33.33/32 secondary	Configure the IP address of the interface.
Controller(config-if)#ipv6 address 3333::1/128	Configure the IPv6 address of the interface.
Controller(config-if)#ipv6 router ospf area 0.0.0.0 tag 1 instance-id 0	Configure ospf area id process the tag instance id as 0.
Controller(config-if)#exit	Exit from interface mode.

Controller(config)#commit	Commit the candidate configuration to the running configuration
Controller(config)#interface ce17	Enter interface mode.
Controller(config-if)# ipv6 address 3000::2/64	Configure the IPv6 address of the interface.
Controller(config-if)# ipv6 ospf network point-to-point instance-id 0	Configure ospfv3 network as point to point instance id as 0.
Controller(config-if)# ipv6 router ospf area 0.0.0.0 tag 1 instance-id 0	Configure ospf area id process the tag instance id as 0.
Controller(config-if)#exit	Exit from interface mode.
Controller(config)#commit	Commit the candidate configuration to the running configuration
Controller(config)#interface ce20	Enter interface mode.
Controller(config-if)# ipv6 address 2000::1/64	Configure the IPv6 address of the interface.
Controller(config-if)# ipv6 ospf network point-to-point instance-id 0	Configure ospfv3 network as point to point instance id as 0.
Controller(config-if)# ipv6 router ospf area 0.0.0.0 tag 1 instance-id 0	Configure ospf area id process the tag instance id as 0.
Controller(config-if)#exit	Exit from interface mode.
Controller(config)#commit	Commit the candidate configuration to the running configuration
Controller(config)#router ipv6 ospf 1	Configure ospf instance process
Controller(config-router)# router-id 33.33.33.33	Configure ospf router id
Controller(config-router)# distribute bgp-ls	Configure Link State distribution to BGP
Controller(config-router)#exit	Exit from interface mode.
Controller(config)#commit	Commit the candidate configuration to the running configuration
Controller(config)#router bgp 300	Configure bgp AS number
Controller(config-router)# bgp router-id 33.33.33.33	Configure bgp router id
Controller(config-router)# neighbor 2000::2 remote-as 200	Configure neighbour AS number of BGP neighbour
Controller(config-router)# neighbor 3000::1 remote-as 100	Configure neighbour AS number of BGP neighbour
Controller(config-router)# address-family link-state link-state	Configure address family link state link state
Controller(config-router-af)# neighbor 2000::2 activate	Activated bgp neighbour
Controller(config-router-af)# neighbor 3000::1 activate	Activated bgp neighbour
Controller(config-router-af)# exit-address-family	Exit from Address Family configuration mode
Controller(config-router)#commit	Commit the candidate configuration to the running configuration
Controller(config-router)#end	End from EXEC mode

Validation**PE1**

```
R2#sh ipv6 ospf neighbor
```

```
Total number of full neighbors: 2
```

```
OSPFv3 Process (1)
```

Neighbor ID	Pri	State	Dead Time	Interface	Instance ID
33.33.33.33	1	Full/ -	00:00:37	ce0	0
11.11.11.11	1	Full/ -	00:00:38	ce13	0

```
R2#
```

```
R2#sh ipv6 ospf database
```

```
OSPFv3 Router with ID (22.22.22.22) (Process 1)
```

```
Link-LSA (Interface lo)
```

Link State ID	ADV Router	Age	Seq#	CkSum	Prefix
0.0.0.1	22.22.22.22	1043	0x80000001	0xe95f	2

```
Link-LSA (Interface ce0)
```

Link State ID	ADV Router	Age	Seq#	CkSum	Prefix
0.0.39.17	22.22.22.22	966	0x80000002	0x5835	1
0.0.39.37	33.33.33.33	967	0x80000002	0xde23	1

```
Link-LSA (Interface ce13)
```

Link State ID	ADV Router	Age	Seq#	CkSum	Prefix
0.0.39.25	11.11.11.11	1038	0x80000002	0x7cd8	1
0.0.39.69	22.22.22.22	1037	0x80000002	0x7be0	1

```
Router-LSA (Area 0.0.0.0)
```

Link State ID	ADV Router	Age	Seq#	CkSum	Link
0.0.0.0	11.11.11.11	1022	0x80000004	0xbb0f	1
0.0.0.0	22.22.22.22	950	0x80000006	0xd2da	2
0.0.0.0	33.33.33.33	946	0x80000004	0xb19b	2
0.0.0.0	44.44.44.44	951	0x80000003	0xfa42	1

```
Intra-Area-Prefix-LSA (Area 0.0.0.0)
```

Link State ID	ADV Router	Age	Seq#	CkSum	Prefix	Reference
0.0.0.1	11.11.11.11	1022	0x80000004	0xedaf	2	Router-LSA
0.0.0.1	22.22.22.22	949	0x80000006	0xe0d1	3	Router-LSA
0.0.0.1	33.33.33.33	945	0x80000004	0x40d9	3	Router-LSA
0.0.0.1	44.44.44.44	951	0x80000003	0x07a9	3	Router-LSA

```
R2#sh ipv6 ospf database router
```

OSPFv3 Router with ID (22.22.22.22) (Process 1)

Router-LSA (Area 0.0.0.0)

LS age: 170
LS Type: Router-LSA
Link State ID: 0.0.0.0
Advertising Router: 11.11.11.11
LS Seq Number: 0x80000004
Checksum: 0xBB0F
Length: 40
Flags: 0x00 (-|-|-|-|-)
Options: 0x000133 (AF|*|*|DC|R|-|-|E|V6)

Link connected to: another Router (point-to-point)
Metric: 1
Interface ID: 10009
Neighbor Interface ID: 10053
Neighbor Router ID: 22.22.22.22

LS age: 83
LS Type: Router-LSA
Link State ID: 0.0.0.0
Advertising Router: 22.22.22.22
LS Seq Number: 0x80000006
Checksum: 0xD2DA
Length: 56
Flags: 0x00 (-|-|-|-|-)
Options: 0x000133 (AF|*|*|DC|R|-|-|E|V6)

Link connected to: another Router (point-to-point)
Metric: 1
Interface ID: 10053
Neighbor Interface ID: 10009
Neighbor Router ID: 11.11.11.11

Link connected to: another Router (point-to-point)
Metric: 1
Interface ID: 10001
Neighbor Interface ID: 10021
Neighbor Router ID: 33.33.33.33

LS age: 80
LS Type: Router-LSA
Link State ID: 0.0.0.0
Advertising Router: 33.33.33.33
LS Seq Number: 0x80000004

Checksum: 0xB19B
Length: 56
Flags: 0x00 (-|-|-|-|-)
Options: 0x000133 (AF|*|*|DC|R|-|-|E|V6)

Link connected to: another Router (point-to-point)
Metric: 1
Interface ID: 10018
Neighbor Interface ID: 10010
Neighbor Router ID: 44.44.44.44

Link connected to: another Router (point-to-point)
Metric: 1
Interface ID: 10021
Neighbor Interface ID: 10001
Neighbor Router ID: 22.22.22.22

LS age: 85
LS Type: Router-LSA
Link State ID: 0.0.0.0
Advertising Router: 44.44.44.44
LS Seq Number: 0x80000004
Checksum: 0xF843
Length: 40
Flags: 0x00 (-|-|-|-|-)
Options: 0x000133 (AF|*|*|DC|R|-|-|E|V6)

Link connected to: another Router (point-to-point)
Metric: 1
Interface ID: 10010
Neighbor Interface ID: 10018
Neighbor Router ID: 33.33.33.33

R2#

R2#sh ipv6 ospf database router self-originate

OSPFv3 Router with ID (22.22.22.22) (Process 1)

Router-LSA (Area 0.0.0.0)

LS age: 129
LS Type: Router-LSA
Link State ID: 0.0.0.0
Advertising Router: 22.22.22.22
LS Seq Number: 0x80000006
Checksum: 0xD2DA
Length: 56
Flags: 0x00 (-|-|-|-|-)

Options: 0x000133 (AF|*|*|DC|R|-|-|E|V6)

Link connected to: another Router (point-to-point)

Metric: 1
 Interface ID: 10053
 Neighbor Interface ID: 10009
 Neighbor Router ID: 11.11.11.11

Link connected to: another Router (point-to-point)

Metric: 1
 Interface ID: 10001
 Neighbor Interface ID: 10021
 Neighbor Router ID: 33.33.33.33

R2#

R2#sh bgp neighbors

BGP neighbor is 2000::1, remote AS 300, local AS 200, external link
 BGP version 4, local router ID 22.22.22.22, remote router ID 33.33.33.33
 BGP state = Established, up for 00:19:06
 Last read 00:00:19, hold time is 90, keepalive interval is 30 seconds
 Neighbor capabilities:
 Route refresh: advertised and received (old and new)
 Address family Link-State Link-State: advertised and received
 Received 66 messages, 0 notifications, 0 in queue
 Sent 58 messages, 0 notifications, 0 in queue
 Route refresh request: received 0, sent 0
 Minimum time between advertisement runs is 30 seconds
 For address family: Link-State Link-State
 BGP table version 4, neighbor version 4
 Index 1, Offset 0, Mask 0x2
 Community attribute sent to this neighbor (both)
 Large Community attribute sent to this neighbor
 42 accepted prefixes
 21 announced prefixes

Connections established 1; dropped 0
 Local host: 2000::2, Local port: 179
 Foreign host: 2000::1, Foreign port: 34370
 Nexthop: 22.22.22.22
 Nexthop global: 2000::2
 Nexthop local: fe80::eac5:7aff:feba:f15
 BGP connection: shared network

R2#show bgp link-state link-state summary
 BGP router identifier 22.22.22.22, local AS number 100
 BGP table version is 5
 2 BGP AS-PATH entries
 0 BGP community entries

Neighbor	V	AS	MsgRcv	MsgSen	TblVer	InQ	OutQ	Up/Down	State/
PfxRcd									

```
2000::1          4   300   41          34          5          0          0 00:03:32
64
```

Total number of neighbors 1

Total number of Established sessions 1

R2#Validation of BGP-LS NLRIs

```
R2#show bgp link-state link-state
```

```
BGP router identifier 22.22.22.22, local AS number 100
```

```
Origin codes: i - IGP, e - EGP
```

```
Prefix codes: E link, V node, T IP reachable route, S SRv6 SID
```

```
    I Identifier N local node, R remote node, L link P prefix, S SID
```

```
    N local node, R remote node, L link, P prefix
```

```
    L1/L2 ISIS level-1/level-2, O OSPF, O6 OSPFv3, a area-ID,
```

```
    c confed-ID/ASN, b bgp-identifier, r router-ID, s SID,
```

```
    i if-address, n nbr-address, o OSPF Route-type,
```

```
    p IP-prefix, d designated router address, s ISO-ID
```

```
e [V] [O6] [IOx1] [N[c300] [b33.33.33.33] [a0.0.0.0] [r11.11.11.11]]/216
```

```
e [V] [O6] [IOx1] [N[c300] [b33.33.33.33] [a0.0.0.0] [r22.22.22.22]]/216
```

```
e [V] [O6] [IOx1] [N[c300] [b33.33.33.33] [a0.0.0.0] [r33.33.33.33]]/216
```

```
e [V] [O6] [IOx1] [N[c300] [b33.33.33.33] [a0.0.0.0] [r44.44.44.44]]/216
```

```
[V] [O6] [IOx1] [N[c100] [b22.22.22.22] [a0.0.0.0] [r11.11.11.11]]/216
```

```
[V] [O6] [IOx1] [N[c100] [b22.22.22.22] [a0.0.0.0] [r22.22.22.22]]/216
```

```
[V] [O6] [IOx1] [N[c100] [b22.22.22.22] [a0.0.0.0] [r33.33.33.33]]/216
```

```
[V] [O6] [IOx1] [N[c100] [b22.22.22.22] [a0.0.0.0] [r44.44.44.44]]/216
```

```
e [V] [O6] [IOx1] [N[c200] [b44.44.44.44] [a0.0.0.0] [r11.11.11.11]]/216
```

```
e [V] [O6] [IOx1] [N[c200] [b44.44.44.44] [a0.0.0.0] [r22.22.22.22]]/216
```

```
e [V] [O6] [IOx1] [N[c200] [b44.44.44.44] [a0.0.0.0] [r33.33.33.33]]/216
```

```
e [V] [O6] [IOx1] [N[c200] [b44.44.44.44] [a0.0.0.0] [r44.44.44.44]]/216
```

```
e
[E] [O6] [IOx1] [N[c300] [b33.33.33.33] [a0.0.0.0] [r11.11.11.11] [R[c300] [b33.33.33.33] [a0.0.0.0] [r22.22.22.22]]/280
```

```
e
[E] [O6] [IOx1] [N[c300] [b33.33.33.33] [a0.0.0.0] [r22.22.22.22] [R[c300] [b33.33.33.33] [a0.0.0.0] [r11.11.11.11]]/280
```

```
e
[E] [O6] [IOx1] [N[c300] [b33.33.33.33] [a0.0.0.0] [r22.22.22.22] [R[c300] [b33.33.33.33] [a0.0.0.0] [r33.33.33.33]] [L[ife80::eac5:7aff:feba:f15] [nfe80::e201:a6ff:fea5:f16]]/536
```

```
e
[E] [O6] [IOx1] [N[c300] [b33.33.33.33] [a0.0.0.0] [r33.33.33.33] [R[c300] [b33.33.33.33] [a0.0.0.0] [r22.22.22.22]] [L[ife80::e201:a6ff:fea5:f16] [nfe80::eac5:7aff:feba:f15]]/536
```

```
e
[E] [O6] [IOx1] [N[c300] [b33.33.33.33] [a0.0.0.0] [r33.33.33.33] [R[c300] [b33.33.33.33] [a0.0.0.0] [r44.44.44.44]] [L[ife80::e201:a6ff:fea5:f13] [nfe80::e201:a6ff:febb:110b]]/536
```

```
e
[E] [O6] [IOx1] [N[c300] [b33.33.33.33] [a0.0.0.0] [r44.44.44.44] [R[c300] [b33.33.33.33] [a0.0.0.0] [r33.33.33.33]] [L[ife80::e201:a6ff:febb:110b] [nfe80::e201:a6ff:fea5:f13]]/536
```

```
[E] [O6] [IOx1] [N[c100] [b22.22.22.22] [a0.0.0.0] [r11.11.11.11] [R[c100] [b22.22.22.22] [a0.0.0.0] [r22.22.22.22]] [L[ife80::eac5:7aff:fe78:c909] [nfe80::eac5:7aff:feba:f22]]/536
```

```
[E] [O6] [IOx1] [N[c100] [b22.22.22.22] [a0.0.0.0] [r22.22.22.22] [R[c100] [b22.22.22.22] [a0.0.0.0] [r11.11.11.11]] [L[ife80::eac5:7aff:feba:f22] [nfe80::eac5:7aff:fe78:c909]]/536
```

```
[E] [O6] [I0x1] [N[c100] [b22.22.22.22] [a0.0.0.0] [r22.22.22.22] [R[c100] [b22.22.22.22] [a0.0.0.0] [r33.33.33.33]] [L[ife80::eac5:7aff:feba:f15] [nfe80::e201:a6ff:fea5:f16]]/536
[E] [O6] [I0x1] [N[c100] [b22.22.22.22] [a0.0.0.0] [r33.33.33.33] [R[c100] [b22.22.22.22] [a0.0.0.0] [r22.22.22.22]] [L[ife80::e201:a6ff:fea5:f16] [nfe80::eac5:7aff:feba:f15]]/536
[E] [O6] [I0x1] [N[c100] [b22.22.22.22] [a0.0.0.0] [r33.33.33.33] [R[c100] [b22.22.22.22] [a0.0.0.0] [r44.44.44.44]]/280
[E] [O6] [I0x1] [N[c100] [b22.22.22.22] [a0.0.0.0] [r44.44.44.44] [R[c100] [b22.22.22.22] [a0.0.0.0] [r33.33.33.33]]/280
e
[E] [O6] [I0x1] [N[c200] [b44.44.44.44] [a0.0.0.0] [r11.11.11.11] [R[c200] [b44.44.44.44] [a0.0.0.0] [r22.22.22.22]]/280
e
[E] [O6] [I0x1] [N[c200] [b44.44.44.44] [a0.0.0.0] [r22.22.22.22] [R[c200] [b44.44.44.44] [a0.0.0.0] [r11.11.11.11]]/280
e
[E] [O6] [I0x1] [N[c200] [b44.44.44.44] [a0.0.0.0] [r22.22.22.22] [R[c200] [b44.44.44.44] [a0.0.0.0] [r33.33.33.33]]/280
e
[E] [O6] [I0x1] [N[c200] [b44.44.44.44] [a0.0.0.0] [r33.33.33.33] [R[c200] [b44.44.44.44] [a0.0.0.0] [r22.22.22.22]]/280
e
[E] [O6] [I0x1] [N[c200] [b44.44.44.44] [a0.0.0.0] [r33.33.33.33] [R[c200] [b44.44.44.44] [a0.0.0.0] [r44.44.44.44]] [L[ife80::e201:a6ff:fea5:f13] [nfe80::e201:a6ff:febb:110b]]/536
e
[E] [O6] [I0x1] [N[c200] [b44.44.44.44] [a0.0.0.0] [r44.44.44.44] [R[c200] [b44.44.44.44] [a0.0.0.0] [r33.33.33.33]] [L[ife80::e201:a6ff:febb:110b] [nfe80::e201:a6ff:fea5:f13]]/536
e [T] [O6] [I0x1] [N[c300] [b33.33.33.33] [a0.0.0.0] [r11.11.11.11]] [P[t0x0002] [0x1] [p1000::/64]]/296
e [T] [O6] [I0x1] [N[c300] [b33.33.33.33] [a0.0.0.0] [r11.11.11.11]] [P[t0x0002] [0x1] [p1100::/96]]/328
e
[T] [O6] [I0x1] [N[c300] [b33.33.33.33] [a0.0.0.0] [r11.11.11.11]] [P[t0x0002] [0x1] [p1111::1/128]]/360
e [T] [O6] [I0x1] [N[c300] [b33.33.33.33] [a0.0.0.0] [r22.22.22.22]] [P[t0x0002] [0x1] [p1000::/64]]/296
e [T] [O6] [I0x1] [N[c300] [b33.33.33.33] [a0.0.0.0] [r22.22.22.22]] [P[t0x0002] [0x1] [p2000::/64]]/296
e [T] [O6] [I0x1] [N[c300] [b33.33.33.33] [a0.0.0.0] [r22.22.22.22]] [P[t0x0002] [0x1] [p2200::/96]]/328
e
[T] [O6] [I0x1] [N[c300] [b33.33.33.33] [a0.0.0.0] [r22.22.22.22]] [P[t0x0002] [0x1] [p2222::1/128]]/360
e [T] [O6] [I0x1] [N[c300] [b33.33.33.33] [a0.0.0.0] [r33.33.33.33]] [P[t0x0002] [0x1] [p2000::/64]]/296
e [T] [O6] [I0x1] [N[c300] [b33.33.33.33] [a0.0.0.0] [r33.33.33.33]] [P[t0x0002] [0x1] [p3000::/64]]/296
e
[T] [O6] [I0x1] [N[c300] [b33.33.33.33] [a0.0.0.0] [r33.33.33.33]] [P[t0x0002] [0x1] [p3333::1/128]]/360
e [T] [O6] [I0x1] [N[c300] [b33.33.33.33] [a0.0.0.0] [r44.44.44.44]] [P[t0x0002] [0x1] [p3000::/64]]/296
e
[T] [O6] [I0x1] [N[c300] [b33.33.33.33] [a0.0.0.0] [r44.44.44.44]] [P[t0x0002] [0x1] [pcafe:1:2:a11::/64]]/296
e
[T] [O6] [I0x1] [N[c300] [b33.33.33.33] [a0.0.0.0] [r44.44.44.44]] [P[t0x0002] [0x1] [p4444::1/128]]/360
```

```
[T] [O6] [I0x1] [N[c100] [b22.22.22.22] [a0.0.0.0] [r11.11.11.11]] [P[t0x0002] [0x1] [p1000::/64]]/296
[T] [O6] [I0x1] [N[c100] [b22.22.22.22] [a0.0.0.0] [r11.11.11.11]] [P[t0x0002] [0x1] [p1100::/96]]/328
[T] [O6] [I0x1] [N[c100] [b22.22.22.22] [a0.0.0.0] [r11.11.11.11]] [P[t0x0002] [0x1] [p1111::1/128]]/360
[T] [O6] [I0x1] [N[c100] [b22.22.22.22] [a0.0.0.0] [r22.22.22.22]] [P[t0x0002] [0x1] [p1000::/64]]/296
[T] [O6] [I0x1] [N[c100] [b22.22.22.22] [a0.0.0.0] [r22.22.22.22]] [P[t0x0002] [0x1] [p2000::/64]]/296
[T] [O6] [I0x1] [N[c100] [b22.22.22.22] [a0.0.0.0] [r22.22.22.22]] [P[t0x0002] [0x1] [p2200::/96]]/328
[T] [O6] [I0x1] [N[c100] [b22.22.22.22] [a0.0.0.0] [r22.22.22.22]] [P[t0x0002] [0x1] [p2222::1/128]]/360
[T] [O6] [I0x1] [N[c100] [b22.22.22.22] [a0.0.0.0] [r33.33.33.33]] [P[t0x0002] [0x1] [p2000::/64]]/296
[T] [O6] [I0x1] [N[c100] [b22.22.22.22] [a0.0.0.0] [r33.33.33.33]] [P[t0x0002] [0x1] [p3000::/64]]/296
[T] [O6] [I0x1] [N[c100] [b22.22.22.22] [a0.0.0.0] [r33.33.33.33]] [P[t0x0002] [0x1] [p3333::1/128]]/360
[T] [O6] [I0x1] [N[c100] [b22.22.22.22] [a0.0.0.0] [r44.44.44.44]] [P[t0x0002] [0x1] [p3000::/64]]/296
[T] [O6] [I0x1] [N[c100] [b22.22.22.22] [a0.0.0.0] [r44.44.44.44]] [P[t0x0002] [0x1] [pcafe:1:2:a11::/64]]/296
[T] [O6] [I0x1] [N[c100] [b22.22.22.22] [a0.0.0.0] [r44.44.44.44]] [P[t0x0002] [0x1] [p4444::1/128]]/360
e [T] [O6] [I0x1] [N[c200] [b44.44.44.44] [a0.0.0.0] [r11.11.11.11]] [P[t0x0002] [0x1] [p1000::/64]]/296
e [T] [O6] [I0x1] [N[c200] [b44.44.44.44] [a0.0.0.0] [r11.11.11.11]] [P[t0x0002] [0x1] [p1100::/96]]/328
e
[T] [O6] [I0x1] [N[c200] [b44.44.44.44] [a0.0.0.0] [r11.11.11.11]] [P[t0x0002] [0x1] [p1111::1/128]]/360
e [T] [O6] [I0x1] [N[c200] [b44.44.44.44] [a0.0.0.0] [r22.22.22.22]] [P[t0x0002] [0x1] [p1000::/64]]/296
e [T] [O6] [I0x1] [N[c200] [b44.44.44.44] [a0.0.0.0] [r22.22.22.22]] [P[t0x0002] [0x1] [p2000::/64]]/296
e [T] [O6] [I0x1] [N[c200] [b44.44.44.44] [a0.0.0.0] [r22.22.22.22]] [P[t0x0002] [0x1] [p2200::/96]]/328
e
[T] [O6] [I0x1] [N[c200] [b44.44.44.44] [a0.0.0.0] [r22.22.22.22]] [P[t0x0002] [0x1] [p2222::1/128]]/360
e [T] [O6] [I0x1] [N[c200] [b44.44.44.44] [a0.0.0.0] [r33.33.33.33]] [P[t0x0002] [0x1] [p2000::/64]]/296
e [T] [O6] [I0x1] [N[c200] [b44.44.44.44] [a0.0.0.0] [r33.33.33.33]] [P[t0x0002] [0x1] [p3000::/64]]/296
e
[T] [O6] [I0x1] [N[c200] [b44.44.44.44] [a0.0.0.0] [r33.33.33.33]] [P[t0x0002] [0x1] [p3333::1/128]]/360
e [T] [O6] [I0x1] [N[c200] [b44.44.44.44] [a0.0.0.0] [r44.44.44.44]] [P[t0x0002] [0x1] [p3000::/64]]/296
e
[T] [O6] [I0x1] [N[c200] [b44.44.44.44] [a0.0.0.0] [r44.44.44.44]] [P[t0x0002] [0x1] [pcafe:1:2:a11::/64]]/296
e
[T] [O6] [I0x1] [N[c200] [b44.44.44.44] [a0.0.0.0] [r44.44.44.44]] [P[t0x0002] [0x1] [p4444::1/128]]/360
```

```
e [S][O6][I0x1][N[c300][b33.33.33.33][a0.0.0.0][r11.11.11.11]][S[t0x0002][s1100::801:0/128]]/352
e
[S][O6][I0x1][N[c300][b33.33.33.33][a0.0.0.0][r11.11.11.11]][S[t0x0002][s1100::1001:0/128]]/352
e
[S][O6][I0x1][N[c300][b33.33.33.33][a0.0.0.0][r11.11.11.11]][S[t0x0002][s1100::2001:0/128]]/352
e [S][O6][I0x1][N[c300][b33.33.33.33][a0.0.0.0][r22.22.22.22]][S[t0x0002][s2200::801:0/128]]/352
e
[S][O6][I0x1][N[c300][b33.33.33.33][a0.0.0.0][r22.22.22.22]][S[t0x0002][s2200::1001:0/128]]/352
e
[S][O6][I0x1][N[c300][b33.33.33.33][a0.0.0.0][r22.22.22.22]][S[t0x0002][s2200::2001:0/128]]/352
e
[S][O6][I0x1][N[c300][b33.33.33.33][a0.0.0.0][r44.44.44.44]][S[t0x0002][scafe:1:2:a11:801::/128]]/352
e
[S][O6][I0x1][N[c300][b33.33.33.33][a0.0.0.0][r44.44.44.44]][S[t0x0002][scafe:1:2:a11:1001::/128]]/352
e
[S][O6][I0x1][N[c300][b33.33.33.33][a0.0.0.0][r44.44.44.44]][S[t0x0002][scafe:1:2:a11:2001::/128]]/352
[S][O6][I0x1][N[c100][b22.22.22.22][a0.0.0.0][r11.11.11.11]][S[t0x0002][s1100::801:0/128]]/352
[S][O6][I0x1][N[c100][b22.22.22.22][a0.0.0.0][r11.11.11.11]][S[t0x0002][s1100::1001:0/128]]/352
[S][O6][I0x1][N[c100][b22.22.22.22][a0.0.0.0][r11.11.11.11]][S[t0x0002][s1100::2001:0/128]]/352
[S][O6][I0x1][N[c100][b22.22.22.22][a0.0.0.0][r22.22.22.22]][S[t0x0002][s2200::801:0/128]]/352
[S][O6][I0x1][N[c100][b22.22.22.22][a0.0.0.0][r22.22.22.22]][S[t0x0002][s2200::1001:0/128]]/352
[S][O6][I0x1][N[c100][b22.22.22.22][a0.0.0.0][r22.22.22.22]][S[t0x0002][s2200::2001:0/128]]/352
[S][O6][I0x1][N[c100][b22.22.22.22][a0.0.0.0][r44.44.44.44]][S[t0x0002][scafe:1:2:a11:801::/128]]/352
[S][O6][I0x1][N[c100][b22.22.22.22][a0.0.0.0][r44.44.44.44]][S[t0x0002][scafe:1:2:a11:1001::/128]]/352
[S][O6][I0x1][N[c100][b22.22.22.22][a0.0.0.0][r44.44.44.44]][S[t0x0002][scafe:1:2:a11:2001::/128]]/352
e [S][O6][I0x1][N[c200][b44.44.44.44][a0.0.0.0][r11.11.11.11]][S[t0x0002][s1100::801:0/128]]/352
e
[S][O6][I0x1][N[c200][b44.44.44.44][a0.0.0.0][r11.11.11.11]][S[t0x0002][s1100::1001:0/128]]/352
e
[S][O6][I0x1][N[c200][b44.44.44.44][a0.0.0.0][r11.11.11.11]][S[t0x0002][s1100::2001:0/128]]/352
e [S][O6][I0x1][N[c200][b44.44.44.44][a0.0.0.0][r22.22.22.22]][S[t0x0002][s2200::801:0/128]]/352
e
[S][O6][I0x1][N[c200][b44.44.44.44][a0.0.0.0][r22.22.22.22]][S[t0x0002][s2200::1001:0/128]]/352
```

```

e
[S][O6][I0x1][N[c200][b44.44.44.44][a0.0.0.0][r22.22.22.22]][S[t0x0002][s2200::2001:0/128]]/352
e
[S][O6][I0x1][N[c200][b44.44.44.44][a0.0.0.0][r44.44.44.44]][S[t0x0002][scafe:1:2:a11:801::/128]]/352
e
[S][O6][I0x1][N[c200][b44.44.44.44][a0.0.0.0][r44.44.44.44]][S[t0x0002][scafe:1:2:a11:1001::/128]]/352
e
[S][O6][I0x1][N[c200][b44.44.44.44][a0.0.0.0][r44.44.44.44]][S[t0x0002][scafe:1:2:a11:2001::/128]]/352
NLRIs, Total: 96, Node: 12, Link: 18, Prefix: 39, SRv6-SID: 27
R2#
R2#show bgp link-state link-state count
-----
Total  NLRIs    : 96
Node   NLRIs    : 12
Link   NLRIs    : 18
Prefix NLRIs    : 39
SRV6  SID NLRIs : 27
-----
R2#show bgp link-state link-state self-originate
BGP router identifier 22.22.22.22, local AS number 100
Origin codes: i - IGP, e - EGP
Prefix codes: E link, V node, T IP reachable route, S SRv6 SID
               I Identifier N local node, R remote node, L link P prefix, S SID
               N local node, R remote node, L link, P prefix
               L1/L2 ISIS level-1/level-2, O OSPF, O6 OSPFv3, a area-ID,
               c confed-ID/ASN, b bgp-identifier, r router-ID, s SID,
               i if-address, n nbr-address, o OSPF Route-type,
               p IP-prefix, d designated router address, s ISO-ID
[V][O6][I0x1][N[c100][b22.22.22.22][a0.0.0.0][r11.11.11.11]]/216
[V][O6][I0x1][N[c100][b22.22.22.22][a0.0.0.0][r22.22.22.22]]/216
[V][O6][I0x1][N[c100][b22.22.22.22][a0.0.0.0][r33.33.33.33]]/216
[V][O6][I0x1][N[c100][b22.22.22.22][a0.0.0.0][r44.44.44.44]]/216
[E][O6][I0x1][N[c100][b22.22.22.22][a0.0.0.0][r11.11.11.11][R[c100][b22.22.22.22][a0.0.0.0][r22.22.22.22]][L[ife80::eac5:7aff:fe78:c909][nfe80::eac5:7aff:feba:f22]]/536
[E][O6][I0x1][N[c100][b22.22.22.22][a0.0.0.0][r22.22.22.22][R[c100][b22.22.22.22][a0.0.0.0][r11.11.11.11]][L[ife80::eac5:7aff:feba:f22][nfe80::eac5:7aff:fe78:c909]]/536
[E][O6][I0x1][N[c100][b22.22.22.22][a0.0.0.0][r22.22.22.22][R[c100][b22.22.22.22][a0.0.0.0][r33.33.33.33]][L[ife80::eac5:7aff:feba:f15][nfe80::e201:a6ff:fea5:f16]]/536
[E][O6][I0x1][N[c100][b22.22.22.22][a0.0.0.0][r33.33.33.33][R[c100][b22.22.22.22][a0.0.0.0][r22.22.22.22]][L[ife80::e201:a6ff:fea5:f16][nfe80::eac5:7aff:feba:f15]]/536
[E][O6][I0x1][N[c100][b22.22.22.22][a0.0.0.0][r33.33.33.33][R[c100][b22.22.22.22][a0.0.0.0][r44.44.44.44]]/280
[E][O6][I0x1][N[c100][b22.22.22.22][a0.0.0.0][r44.44.44.44][R[c100][b22.22.22.22][a0.0.0.0][r33.33.33.33]]/280
[T][O6][I0x1][N[c100][b22.22.22.22][a0.0.0.0][r11.11.11.11]][P[t0x0002][0x1][p1000::/64]]/296
[T][O6][I0x1][N[c100][b22.22.22.22][a0.0.0.0][r11.11.11.11]][P[t0x0002][0x1][p1100::/96]]/328
[T][O6][I0x1][N[c100][b22.22.22.22][a0.0.0.0][r11.11.11.11]][P[t0x0002][0x1][p1111::/128]]/360

```

```

[T] [O6] [I0x1] [N[c100] [b22.22.22.22] [a0.0.0.0] [r22.22.22.22]] [P[t0x0002] [0x1] [p1000::/64]]/296
[T] [O6] [I0x1] [N[c100] [b22.22.22.22] [a0.0.0.0] [r22.22.22.22]] [P[t0x0002] [0x1] [p2000::/64]]/296
[T] [O6] [I0x1] [N[c100] [b22.22.22.22] [a0.0.0.0] [r22.22.22.22]] [P[t0x0002] [0x1] [p2200::/96]]/328
[T] [O6] [I0x1] [N[c100] [b22.22.22.22] [a0.0.0.0] [r22.22.22.22]] [P[t0x0002] [0x1] [p2222:::1/128]]/360
[T] [O6] [I0x1] [N[c100] [b22.22.22.22] [a0.0.0.0] [r33.33.33.33]] [P[t0x0002] [0x1] [p2000::/64]]/296
[T] [O6] [I0x1] [N[c100] [b22.22.22.22] [a0.0.0.0] [r33.33.33.33]] [P[t0x0002] [0x1] [p3000::/64]]/296
[T] [O6] [I0x1] [N[c100] [b22.22.22.22] [a0.0.0.0] [r33.33.33.33]] [P[t0x0002] [0x1] [p3333:::1/128]]/360
[T] [O6] [I0x1] [N[c100] [b22.22.22.22] [a0.0.0.0] [r44.44.44.44]] [P[t0x0002] [0x1] [p3000::/64]]/296
[T] [O6] [I0x1] [N[c100] [b22.22.22.22] [a0.0.0.0] [r44.44.44.44]] [P[t0x0002] [0x1] [pcafe:1:2:a11::/64]]/296
[T] [O6] [I0x1] [N[c100] [b22.22.22.22] [a0.0.0.0] [r44.44.44.44]] [P[t0x0002] [0x1] [p4444:::1/128]]/360
[S] [O6] [I0x1] [N[c100] [b22.22.22.22] [a0.0.0.0] [r11.11.11.11]] [S[t0x0002] [s1100::801:0/128]]/352
[S] [O6] [I0x1] [N[c100] [b22.22.22.22] [a0.0.0.0] [r11.11.11.11]] [S[t0x0002] [s1100::1001:0/128]]/352
[S] [O6] [I0x1] [N[c100] [b22.22.22.22] [a0.0.0.0] [r11.11.11.11]] [S[t0x0002] [s1100::2001:0/128]]/352
[S] [O6] [I0x1] [N[c100] [b22.22.22.22] [a0.0.0.0] [r22.22.22.22]] [S[t0x0002] [s2200::801:0/128]]/352
[S] [O6] [I0x1] [N[c100] [b22.22.22.22] [a0.0.0.0] [r22.22.22.22]] [S[t0x0002] [s2200::1001:0/128]]/352
[S] [O6] [I0x1] [N[c100] [b22.22.22.22] [a0.0.0.0] [r22.22.22.22]] [S[t0x0002] [s2200::2001:0/128]]/352
[S] [O6] [I0x1] [N[c100] [b22.22.22.22] [a0.0.0.0] [r44.44.44.44]] [S[t0x0002] [scafe:1:2:a11:801::/128]]/352
[S] [O6] [I0x1] [N[c100] [b22.22.22.22] [a0.0.0.0] [r44.44.44.44]] [S[t0x0002] [scafe:1:2:a11:1001::/128]]/352
[S] [O6] [I0x1] [N[c100] [b22.22.22.22] [a0.0.0.0] [r44.44.44.44]] [S[t0x0002] [scafe:1:2:a11:2001::/128]]/352
NLRIs, Total: 32, Node: 4, Link: 6, Prefix: 13, SRv6-SID: 9
R2#

```

Validation for Node-NLRI

```

R2#sh bgp link-state link-state
[V] [O6] [I0x1] [N[c300] [b33.33.33.33] [a0.0.0.0] [r11.11.11.11]]/216
BGP routing table entry for
[V] [O6] [I0x1] [N[c300] [b33.33.33.33] [a0.0.0.0] [r11.11.11.11]]/216
Local
  Received from 2000::1
  Link State:
  SR Algorithm: 0
  SRv6 Capability is enabled - flags 0
  Maximum SID Depth :
    SRH maximum segments left (41) : 4
    SRH maximum end pop (42) : 4

```

```

SRH maximum H.encaps (44) : 4
SRH maximum decapsulation sids (45) : 4
Node flag bits: O:0 T:0 B:0 E:0
Local TE Router-ID:11.11.11.11
R2#

```

Validation for Link-NLRI

```

R2#show bgp link-state link-state
[E][O6][I0x1][N[c300][b33.33.33.33][a0.0.0.0][r11.11.11.11][R[c300][b33.33.33.33][a0.0.0.0][r22.22.22.22]]/280
BGP routing table entry for
[E][O6][I0x1][N[c300][b33.33.33.33][a0.0.0.0][r11.11.11.11][R[c300][b33.33.33.33][a0.0.0.0][r22.22.22.22]]/280
Local
  Received from 2000::1
  Link State:
  Local Router ID: 11.11.11.11, Remote Router ID: 22.22.22.22
  IGP metric 1   SRv6 End.X
    SRv6 End.X Endpoint behavior value: 6 - End.X with PSP
    SRv6 End.X Endpoint Flags: 0
    SRv6 End.X Endpoint Algorithm: 0
    SRv6 End.X Endpoint Weight: 0
    SRv6 End.X SRv6 SID: 1100::2002:0

```

R2#

Validation for Prefix-NLRI

```

R2#sh bgp link-state link-state
[T][O6][I0x1][N[c300][b33.33.33.33][a0.0.0.0][r11.11.11.11]][P[t0x0002][0x1][p1100::/96]]/328
BGP routing table entry for
[T][O6][I0x1][N[c300][b33.33.33.33][a0.0.0.0][r11.11.11.11]][P[t0x0002][0x1][p1100::/96]]/328
Local
  Received from 3000::2
  Link State:
  Metric: 1   SRv6 Locator Flags: 0   SRv6 Locator Algorithm: 0   SRv6 Locator
Metric: 0

```

R3#

Validation for SRv6

```

R2#sh bgp link-state link-state
[S][O6][I0x1][N[c100][b22.22.22.22][a0.0.0.0][r11.11.11.11]][S[t0x0002][s1100::2001:0/128]]/352
BGP routing table entry for
[S][O6][I0x1][N[c100][b22.22.22.22][a0.0.0.0][r11.11.11.11]][S[t0x0002][s1100::2001:0/128]]/352
Local
  Received from IGP
  Link State:
  SRv6 Endpoint behavior:
  SRv6 Locator Endpoint :2 - End with PSP   SRv6 flags :0   SRv6 Algorithm :0

```

R2#

Validation on R3

R3#show ipv6 ospf neighbor

Total number of full neighbors: 1

OSPFv3 Process (1)

Neighbor ID	Pri	State	Dead Time	Interface	Instance ID
33.33.33.33	1	Full/ -	00:00:37	ce9	0

R3#show ipv6 ospf database

OSPFv3 Router with ID (44.44.44.44) (Process 1)

Link-LSA (Interface lo)

Link State ID	ADV Router	Age	Seq#	CkSum	Prefix
0.0.0.1	44.44.44.44	266	0x80000002	0x0d9e	2

Link-LSA (Interface ce5)

Link State ID	ADV Router	Age	Seq#	CkSum	Prefix
0.0.39.22	44.44.44.44	261	0x80000003	0xce1c	1

Link-LSA (Interface ce9)

Link State ID	ADV Router	Age	Seq#	CkSum	Prefix
0.0.39.34	33.33.33.33	255	0x80000003	0xaa4c	1
0.0.39.26	44.44.44.44	254	0x80000003	0xe2df	1

Router-LSA (Area 0.0.0.0)

Link State ID	ADV Router	Age	Seq#	CkSum	Link
0.0.0.0	11.11.11.11	316	0x80000005	0xb910	1
0.0.0.0	22.22.22.22	242	0x80000007	0xd0db	2
0.0.0.0	33.33.33.33	235	0x80000005	0xaf9c	2
0.0.0.0	44.44.44.44	241	0x80000004	0xf843	1

Intra-Area-Prefix-LSA (Area 0.0.0.0)

Link State ID	ADV Router	Age	Seq#	CkSum	Prefix	Reference
0.0.0.1	11.11.11.11	311	0x80000006	0xe9b1	2	Router-LSA
0.0.0.1	22.22.22.22	237	0x80000008	0xdc3	3	Router-LSA
0.0.0.1	33.33.33.33	230	0x80000006	0x3cdb	3	Router-LSA
0.0.0.1	44.44.44.44	236	0x80000005	0x03ab	3	Router-LSA

R3#sh ipv6 ospf database router

OSPFv3 Router with ID (44.44.44.44) (Process 1)

Router-LSA (Area 0.0.0.0)

LS age: 326
LS Type: Router-LSA
Link State ID: 0.0.0.0
Advertising Router: 11.11.11.11
LS Seq Number: 0x80000005
Checksum: 0xB910
Length: 40
Flags: 0x00 (-|-|-|-|-)
Options: 0x000133 (AF|*|*|DC|R|-|-|E|V6)

Link connected to: another Router (point-to-point)
Metric: 1
Interface ID: 10009
Neighbor Interface ID: 10053
Neighbor Router ID: 22.22.22.22

LS age: 252
LS Type: Router-LSA
Link State ID: 0.0.0.0
Advertising Router: 22.22.22.22
LS Seq Number: 0x80000007
Checksum: 0xD0DB
Length: 56
Flags: 0x00 (-|-|-|-|-)
Options: 0x000133 (AF|*|*|DC|R|-|-|E|V6)

Link connected to: another Router (point-to-point)
Metric: 1
Interface ID: 10053
Neighbor Interface ID: 10009
Neighbor Router ID: 11.11.11.11

Link connected to: another Router (point-to-point)
Metric: 1
Interface ID: 10001
Neighbor Interface ID: 10021
Neighbor Router ID: 33.33.33.33

LS age: 244
LS Type: Router-LSA
Link State ID: 0.0.0.0
Advertising Router: 33.33.33.33
LS Seq Number: 0x80000005
Checksum: 0xAF9C

```
Length: 56
Flags: 0x00 (-|-|-|-|-)
Options: 0x000133 (AF|*|*|DC|R|-|-|E|V6)

Link connected to: another Router (point-to-point)
Metric: 1
Interface ID: 10018
Neighbor Interface ID: 10010
Neighbor Router ID: 44.44.44.44
```

```
Link connected to: another Router (point-to-point)
Metric: 1
Interface ID: 10021
Neighbor Interface ID: 10001
Neighbor Router ID: 22.22.22.22
```

```
LS age: 250
LS Type: Router-LSA
Link State ID: 0.0.0.0
Advertising Router: 44.44.44.44
LS Seq Number: 0x80000004
Checksum: 0xF843
Length: 40
Flags: 0x00 (-|-|-|-|-)
Options: 0x000133 (AF|*|*|DC|R|-|-|E|V6)
```

```
Link connected to: another Router (point-to-point)
Metric: 1
Interface ID: 10010
Neighbor Interface ID: 10018
Neighbor Router ID: 33.33.33.33
```

```
R3#sh ipv6 ospf database router self-originate
```

```
OSPFv3 Router with ID (44.44.44.44) (Process 1)
```

```
Router-LSA (Area 0.0.0.0)
```

```
LS age: 256
LS Type: Router-LSA
Link State ID: 0.0.0.0
Advertising Router: 44.44.44.44
LS Seq Number: 0x80000004
Checksum: 0xF843
Length: 40
Flags: 0x00 (-|-|-|-|-)
Options: 0x000133 (AF|*|*|DC|R|-|-|E|V6)
```

```
Link connected to: another Router (point-to-point)
```

```

Metric: 1
Interface ID: 10010
Neighbor Interface ID: 10018
Neighbor Router ID: 33.33.33.33

```

BGP Neighborhood

R3#show bgp neighbors

```

BGP neighbor is 3000::2, remote AS 300, local AS 100, external link
  BGP version 4, local router ID 44.44.44.44, remote router ID 33.33.33.33
  BGP state = Established, up for 00:35:11
  Last read 00:00:23, hold time is 90, keepalive interval is 30 seconds
  Neighbor capabilities:
    Route refresh: advertised and received (old and new)
    Address family Link-State Link-State: advertised and received
  Received 105 messages, 0 notifications, 0 in queue
  Sent 95 messages, 0 notifications, 0 in queue
  Route refresh request: received 0, sent 0
  Minimum time between advertisement runs is 30 seconds
For address family: Link-State Link-State
  BGP table version 6, neighbor version 6
  Index 1, Offset 0, Mask 0x2
  Community attribute sent to this neighbor (both)
  Large Community attribute sent to this neighbor
  42 accepted prefixes
  21 announced prefixes

```

```

Connections established 1; dropped 0
Local host: 3000::1, Local port: 179
Foreign host: 3000::2, Foreign port: 37124
Next hop: 44.44.44.44
Next hop global: 3000::1
Next hop local: fe80::e201:a6ff:febb:110b
BGP connection: shared network

```

R3#show bgp link-state link-state summary

```

BGP router identifier 44.44.44.44, local AS number 200
BGP table version is 7
2 BGP AS-PATH entries
0 BGP community entries

```

Neighbor PfxRcd	V	AS	MsgRcv	MsgSen	TblVer	InQ	OutQ	Up/Down	State/
3000::2 64	4	300	58	38	7	0	0	00:08:32	

Total number of neighbors 1

Total number of Established sessions 1

R3#

Validation NLRI

```

R3#show bgp link-state link-state
BGP router identifier 44.44.44.44, local AS number 200
Origin codes: i - IGP, e - EGP
Prefix codes: E link, V node, T IP reachable route, S SRv6 SID
               I Identifier N local node, R remote node, L link P prefix, S SID
               N local node, R remote node, L link, P prefix
               L1/L2 ISIS level-1/level-2, O OSPF, O6 OSPFv3, a area-ID,
               c confed-ID/ASN, b bgp-identifier, r router-ID, s SID,
               i if-address, n nbr-address, o OSPF Route-type,
               p IP-prefix, d designated router address, s ISO-ID
e [V] [O6] [I0x1] [N[c300] [b33.33.33.33] [a0.0.0.0] [r11.11.11.11]]/216
e [V] [O6] [I0x1] [N[c300] [b33.33.33.33] [a0.0.0.0] [r22.22.22.22]]/216
e [V] [O6] [I0x1] [N[c300] [b33.33.33.33] [a0.0.0.0] [r33.33.33.33]]/216
e [V] [O6] [I0x1] [N[c300] [b33.33.33.33] [a0.0.0.0] [r44.44.44.44]]/216
e [V] [O6] [I0x1] [N[c100] [b22.22.22.22] [a0.0.0.0] [r11.11.11.11]]/216
e [V] [O6] [I0x1] [N[c100] [b22.22.22.22] [a0.0.0.0] [r22.22.22.22]]/216
e [V] [O6] [I0x1] [N[c100] [b22.22.22.22] [a0.0.0.0] [r33.33.33.33]]/216
e [V] [O6] [I0x1] [N[c100] [b22.22.22.22] [a0.0.0.0] [r44.44.44.44]]/216
[V] [O6] [I0x1] [N[c200] [b44.44.44.44] [a0.0.0.0] [r11.11.11.11]]/216
[V] [O6] [I0x1] [N[c200] [b44.44.44.44] [a0.0.0.0] [r22.22.22.22]]/216
[V] [O6] [I0x1] [N[c200] [b44.44.44.44] [a0.0.0.0] [r33.33.33.33]]/216
[V] [O6] [I0x1] [N[c200] [b44.44.44.44] [a0.0.0.0] [r44.44.44.44]]/216
e
[E] [O6] [I0x1] [N[c300] [b33.33.33.33] [a0.0.0.0] [r11.11.11.11] [R[c300] [b33.33.33.33] [a0.0.0.0] [r22.22.22.22]]]/280
e
[E] [O6] [I0x1] [N[c300] [b33.33.33.33] [a0.0.0.0] [r22.22.22.22] [R[c300] [b33.33.33.33] [a0.0.0.0] [r11.11.11.11]]]/280
e
[E] [O6] [I0x1] [N[c300] [b33.33.33.33] [a0.0.0.0] [r22.22.22.22] [R[c300] [b33.33.33.33] [a0.0.0.0] [r33.33.33.33]] [L[ife80::eac5:7aff:feba:f15] [nfe80::e201:a6ff:fea5:f16]]]/536
e
[E] [O6] [I0x1] [N[c300] [b33.33.33.33] [a0.0.0.0] [r33.33.33.33] [R[c300] [b33.33.33.33] [a0.0.0.0] [r22.22.22.22]] [L[ife80::e201:a6ff:fea5:f16] [nfe80::eac5:7aff:feba:f15]]]/536
e
[E] [O6] [I0x1] [N[c300] [b33.33.33.33] [a0.0.0.0] [r33.33.33.33] [R[c300] [b33.33.33.33] [a0.0.0.0] [r44.44.44.44]] [L[ife80::e201:a6ff:fea5:f13] [nfe80::e201:a6ff:febb:110b]]]/536
e
[E] [O6] [I0x1] [N[c300] [b33.33.33.33] [a0.0.0.0] [r44.44.44.44] [R[c300] [b33.33.33.33] [a0.0.0.0] [r33.33.33.33]] [L[ife80::e201:a6ff:febb:110b] [nfe80::e201:a6ff:fea5:f13]]]/536
e
[E] [O6] [I0x1] [N[c100] [b22.22.22.22] [a0.0.0.0] [r11.11.11.11] [R[c100] [b22.22.22.22] [a0.0.0.0] [r22.22.22.22]] [L[ife80::eac5:7aff:fe78:c909] [nfe80::eac5:7aff:feba:f22]]]/536
e
[E] [O6] [I0x1] [N[c100] [b22.22.22.22] [a0.0.0.0] [r22.22.22.22] [R[c100] [b22.22.22.22] [a0.0.0.0] [r11.11.11.11]] [L[ife80::eac5:7aff:feba:f22] [nfe80::eac5:7aff:fe78:c909]]]/536
e
[E] [O6] [I0x1] [N[c100] [b22.22.22.22] [a0.0.0.0] [r22.22.22.22] [R[c100] [b22.22.22.22] [a0.0.0.0] [r33.33.33.33]] [L[ife80::eac5:7aff:feba:f15] [nfe80::e201:a6ff:fea5:f16]]]/536
e
[E] [O6] [I0x1] [N[c100] [b22.22.22.22] [a0.0.0.0] [r33.33.33.33] [R[c100] [b22.22.22.22] [a0.0.0.0] [r22.22.22.22]] [L[ife80::e201:a6ff:fea5:f16] [nfe80::eac5:7aff:feba:f15]]]/536

```

e
[E][O6][I0x1][N[c100][b22.22.22.22][a0.0.0.0][r33.33.33.33][R[c100][b22.22.22.22][a0.0.0.0][r44.44.44.44]]/280

e
[E][O6][I0x1][N[c100][b22.22.22.22][a0.0.0.0][r44.44.44.44][R[c100][b22.22.22.22][a0.0.0.0][r33.33.33.33]]/280
[E][O6][I0x1][N[c200][b44.44.44.44][a0.0.0.0][r11.11.11.11][R[c200][b44.44.44.44][a0.0.0.0][r22.22.22.22]]/280
[E][O6][I0x1][N[c200][b44.44.44.44][a0.0.0.0][r22.22.22.22][R[c200][b44.44.44.44][a0.0.0.0][r11.11.11.11]]/280
[E][O6][I0x1][N[c200][b44.44.44.44][a0.0.0.0][r22.22.22.22][R[c200][b44.44.44.44][a0.0.0.0][r33.33.33.33]]/280
[E][O6][I0x1][N[c200][b44.44.44.44][a0.0.0.0][r33.33.33.33][R[c200][b44.44.44.44][a0.0.0.0][r22.22.22.22]]/280
[E][O6][I0x1][N[c200][b44.44.44.44][a0.0.0.0][r33.33.33.33][R[c200][b44.44.44.44][a0.0.0.0][r44.44.44.44]][L[ife80::e201:a6ff:fea5:f13][nfe80::e201:a6ff:febb:110b]]/536
[E][O6][I0x1][N[c200][b44.44.44.44][a0.0.0.0][r44.44.44.44][R[c200][b44.44.44.44][a0.0.0.0][r33.33.33.33]][L[ife80::e201:a6ff:febb:110b][nfe80::e201:a6ff:fea5:f13]]/536

e [T][O6][I0x1][N[c300][b33.33.33.33][a0.0.0.0][r11.11.11.11]][P[t0x0002][0x1][p1000::/64]]/296

e [T][O6][I0x1][N[c300][b33.33.33.33][a0.0.0.0][r11.11.11.11]][P[t0x0002][0x1][p1100::/96]]/328

e
[T][O6][I0x1][N[c300][b33.33.33.33][a0.0.0.0][r11.11.11.11]][P[t0x0002][0x1][p1111::1/128]]/360

e [T][O6][I0x1][N[c300][b33.33.33.33][a0.0.0.0][r22.22.22.22]][P[t0x0002][0x1][p1000::/64]]/296

e [T][O6][I0x1][N[c300][b33.33.33.33][a0.0.0.0][r22.22.22.22]][P[t0x0002][0x1][p2000::/64]]/296

e [T][O6][I0x1][N[c300][b33.33.33.33][a0.0.0.0][r22.22.22.22]][P[t0x0002][0x1][p2200::/96]]/328

e
[T][O6][I0x1][N[c300][b33.33.33.33][a0.0.0.0][r22.22.22.22]][P[t0x0002][0x1][p2222::1/128]]/360

e [T][O6][I0x1][N[c300][b33.33.33.33][a0.0.0.0][r33.33.33.33]][P[t0x0002][0x1][p2000::/64]]/296

e [T][O6][I0x1][N[c300][b33.33.33.33][a0.0.0.0][r33.33.33.33]][P[t0x0002][0x1][p3000::/64]]/296

e
[T][O6][I0x1][N[c300][b33.33.33.33][a0.0.0.0][r33.33.33.33]][P[t0x0002][0x1][p3333::1/128]]/360

e [T][O6][I0x1][N[c300][b33.33.33.33][a0.0.0.0][r44.44.44.44]][P[t0x0002][0x1][p3000::/64]]/296

e
[T][O6][I0x1][N[c300][b33.33.33.33][a0.0.0.0][r44.44.44.44]][P[t0x0002][0x1][pcafe:1:2:a11::/64]]/296

e
[T][O6][I0x1][N[c300][b33.33.33.33][a0.0.0.0][r44.44.44.44]][P[t0x0002][0x1][p4444::1/128]]/360

e [T][O6][I0x1][N[c100][b22.22.22.22][a0.0.0.0][r11.11.11.11]][P[t0x0002][0x1][p1000::/64]]/296

e [T][O6][I0x1][N[c100][b22.22.22.22][a0.0.0.0][r11.11.11.11]][P[t0x0002][0x1][p1100::/96]]/328

e
[T][O6][I0x1][N[c100][b22.22.22.22][a0.0.0.0][r11.11.11.11]][P[t0x0002][0x1][p1111::1/128]]/360

e [T][O6][I0x1][N[c100][b22.22.22.22][a0.0.0.0][r22.22.22.22]][P[t0x0002][0x1][p1000::/64]]/296

```
e [T] [O6] [I0x1] [N[c100] [b22.22.22.22] [a0.0.0.0] [r22.22.22.22]] [P[t0x0002] [0x1] [p2000::/64]]/296
e [T] [O6] [I0x1] [N[c100] [b22.22.22.22] [a0.0.0.0] [r22.22.22.22]] [P[t0x0002] [0x1] [p2200::/96]]/328
e
[T] [O6] [I0x1] [N[c100] [b22.22.22.22] [a0.0.0.0] [r22.22.22.22]] [P[t0x0002] [0x1] [p2222:::1/128]]/360
e [T] [O6] [I0x1] [N[c100] [b22.22.22.22] [a0.0.0.0] [r33.33.33.33]] [P[t0x0002] [0x1] [p2000::/64]]/296
e [T] [O6] [I0x1] [N[c100] [b22.22.22.22] [a0.0.0.0] [r33.33.33.33]] [P[t0x0002] [0x1] [p3000::/64]]/296
e
[T] [O6] [I0x1] [N[c100] [b22.22.22.22] [a0.0.0.0] [r33.33.33.33]] [P[t0x0002] [0x1] [p3333:::1/128]]/360
e [T] [O6] [I0x1] [N[c100] [b22.22.22.22] [a0.0.0.0] [r44.44.44.44]] [P[t0x0002] [0x1] [p3000::/64]]/296
e
[T] [O6] [I0x1] [N[c100] [b22.22.22.22] [a0.0.0.0] [r44.44.44.44]] [P[t0x0002] [0x1] [pcafe:1:2:a11::/64]]/296
e
[T] [O6] [I0x1] [N[c100] [b22.22.22.22] [a0.0.0.0] [r44.44.44.44]] [P[t0x0002] [0x1] [p4444:::1/128]]/360
[T] [O6] [I0x1] [N[c200] [b44.44.44.44] [a0.0.0.0] [r11.11.11.11]] [P[t0x0002] [0x1] [p1000::/64]]/296
[T] [O6] [I0x1] [N[c200] [b44.44.44.44] [a0.0.0.0] [r11.11.11.11]] [P[t0x0002] [0x1] [p1100::/96]]/328
[T] [O6] [I0x1] [N[c200] [b44.44.44.44] [a0.0.0.0] [r11.11.11.11]] [P[t0x0002] [0x1] [p1111:::1/128]]/360
[T] [O6] [I0x1] [N[c200] [b44.44.44.44] [a0.0.0.0] [r22.22.22.22]] [P[t0x0002] [0x1] [p1000::/64]]/296
[T] [O6] [I0x1] [N[c200] [b44.44.44.44] [a0.0.0.0] [r22.22.22.22]] [P[t0x0002] [0x1] [p2000::/64]]/296
[T] [O6] [I0x1] [N[c200] [b44.44.44.44] [a0.0.0.0] [r22.22.22.22]] [P[t0x0002] [0x1] [p2200::/96]]/328
[T] [O6] [I0x1] [N[c200] [b44.44.44.44] [a0.0.0.0] [r22.22.22.22]] [P[t0x0002] [0x1] [p2222:::1/128]]/360
[T] [O6] [I0x1] [N[c200] [b44.44.44.44] [a0.0.0.0] [r33.33.33.33]] [P[t0x0002] [0x1] [p2000::/64]]/296
[T] [O6] [I0x1] [N[c200] [b44.44.44.44] [a0.0.0.0] [r33.33.33.33]] [P[t0x0002] [0x1] [p3000::/64]]/296
[T] [O6] [I0x1] [N[c200] [b44.44.44.44] [a0.0.0.0] [r33.33.33.33]] [P[t0x0002] [0x1] [p3333:::1/128]]/360
[T] [O6] [I0x1] [N[c200] [b44.44.44.44] [a0.0.0.0] [r44.44.44.44]] [P[t0x0002] [0x1] [p3000::/64]]/296
[T] [O6] [I0x1] [N[c200] [b44.44.44.44] [a0.0.0.0] [r44.44.44.44]] [P[t0x0002] [0x1] [pcafe:1:2:a11::/64]]/296
[T] [O6] [I0x1] [N[c200] [b44.44.44.44] [a0.0.0.0] [r44.44.44.44]] [P[t0x0002] [0x1] [p4444:::1/128]]/360
e [S] [O6] [I0x1] [N[c300] [b33.33.33.33] [a0.0.0.0] [r11.11.11.11]] [S[t0x0002] [s1100::801:0/128]]/352
e
[S] [O6] [I0x1] [N[c300] [b33.33.33.33] [a0.0.0.0] [r11.11.11.11]] [S[t0x0002] [s1100::1001:0/128]]/352
e
[S] [O6] [I0x1] [N[c300] [b33.33.33.33] [a0.0.0.0] [r11.11.11.11]] [S[t0x0002] [s1100::2001:0/128]]/352
e [S] [O6] [I0x1] [N[c300] [b33.33.33.33] [a0.0.0.0] [r22.22.22.22]] [S[t0x0002] [s2200::801:0/128]]/352
```

e
[S][O6][I0x1][N[c300][b33.33.33.33][a0.0.0.0][r22.22.22.22]][S[t0x0002][s2200::1001:0/128]]/352

e
[S][O6][I0x1][N[c300][b33.33.33.33][a0.0.0.0][r22.22.22.22]][S[t0x0002][s2200::2001:0/128]]/352

e
[S][O6][I0x1][N[c300][b33.33.33.33][a0.0.0.0][r44.44.44.44]][S[t0x0002][scafe:1:2:a11:801::/128]]/352

e
[S][O6][I0x1][N[c300][b33.33.33.33][a0.0.0.0][r44.44.44.44]][S[t0x0002][scafe:1:2:a11:1001::/128]]/352

e
[S][O6][I0x1][N[c300][b33.33.33.33][a0.0.0.0][r44.44.44.44]][S[t0x0002][scafe:1:2:a11:2001::/128]]/352

e [S][O6][I0x1][N[c100][b22.22.22.22][a0.0.0.0][r11.11.11.11]][S[t0x0002][s1100::801:0/128]]/352

e
[S][O6][I0x1][N[c100][b22.22.22.22][a0.0.0.0][r11.11.11.11]][S[t0x0002][s1100::1001:0/128]]/352

e
[S][O6][I0x1][N[c100][b22.22.22.22][a0.0.0.0][r11.11.11.11]][S[t0x0002][s1100::2001:0/128]]/352

e [S][O6][I0x1][N[c100][b22.22.22.22][a0.0.0.0][r22.22.22.22]][S[t0x0002][s2200::801:0/128]]/352

e
[S][O6][I0x1][N[c100][b22.22.22.22][a0.0.0.0][r22.22.22.22]][S[t0x0002][s2200::1001:0/128]]/352

e
[S][O6][I0x1][N[c100][b22.22.22.22][a0.0.0.0][r22.22.22.22]][S[t0x0002][s2200::2001:0/128]]/352

e
[S][O6][I0x1][N[c100][b22.22.22.22][a0.0.0.0][r44.44.44.44]][S[t0x0002][scafe:1:2:a11:801::/128]]/352

e
[S][O6][I0x1][N[c100][b22.22.22.22][a0.0.0.0][r44.44.44.44]][S[t0x0002][scafe:1:2:a11:1001::/128]]/352

e
[S][O6][I0x1][N[c100][b22.22.22.22][a0.0.0.0][r44.44.44.44]][S[t0x0002][scafe:1:2:a11:2001::/128]]/352

[S][O6][I0x1][N[c200][b44.44.44.44][a0.0.0.0][r11.11.11.11]][S[t0x0002][s1100::801:0/128]]/352

[S][O6][I0x1][N[c200][b44.44.44.44][a0.0.0.0][r11.11.11.11]][S[t0x0002][s1100::1001:0/128]]/352

[S][O6][I0x1][N[c200][b44.44.44.44][a0.0.0.0][r11.11.11.11]][S[t0x0002][s1100::2001:0/128]]/352

[S][O6][I0x1][N[c200][b44.44.44.44][a0.0.0.0][r22.22.22.22]][S[t0x0002][s2200::801:0/128]]/352

[S][O6][I0x1][N[c200][b44.44.44.44][a0.0.0.0][r22.22.22.22]][S[t0x0002][s2200::1001:0/128]]/352

[S][O6][I0x1][N[c200][b44.44.44.44][a0.0.0.0][r22.22.22.22]][S[t0x0002][s2200::2001:0/128]]/352

[S][O6][I0x1][N[c200][b44.44.44.44][a0.0.0.0][r44.44.44.44]][S[t0x0002][scafe:1:2:a11:801::/128]]/352

[S][O6][I0x1][N[c200][b44.44.44.44][a0.0.0.0][r44.44.44.44]][S[t0x0002][scafe:1:2:a11:1001::/128]]/352

[S][O6][I0x1][N[c200][b44.44.44.44][a0.0.0.0][r44.44.44.44]][S[t0x0002][scafe:1:2:a11:2001::/128]]/352

NLRIs, Total: 96, Node: 12, Link: 18, Prefix: 39, SRv6-SID: 27

R3#

R3#show bgp link-state link-state count

```
-----
Total  NLRIs    : 96
Node   NLRIs    : 12
Link   NLRIs    : 18
Prefix NLRIs    : 39
SRV6  SID NLRIs : 27
-----
```

R3#

R3#show bgp link-state link-state self-originate

BGP router identifier 44.44.44.44, local AS number 200

Origin codes: i - IGP, e - EGP

Prefix codes: E link, V node, T IP reachable route, S SRv6 SID

I Identifier N local node, R remote node, L link P prefix, S SID

N local node, R remote node, L link, P prefix

L1/L2 ISIS level-1/level-2, O OSPF, O6 OSPFv3, a area-ID,

c confed-ID/ASN, b bgp-identifier, r router-ID, s SID,

i if-address, n nbr-address, o OSPF Route-type,

p IP-prefix, d designated router address, s ISO-ID

[V] [O6] [I0x1] [N[c200] [b44.44.44.44] [a0.0.0.0] [r11.11.11.11]]/216

[V] [O6] [I0x1] [N[c200] [b44.44.44.44] [a0.0.0.0] [r22.22.22.22]]/216

[V] [O6] [I0x1] [N[c200] [b44.44.44.44] [a0.0.0.0] [r33.33.33.33]]/216

[V] [O6] [I0x1] [N[c200] [b44.44.44.44] [a0.0.0.0] [r44.44.44.44]]/216

[E] [O6] [I0x1] [N[c200] [b44.44.44.44] [a0.0.0.0] [r11.11.11.11] [R[c200] [b44.44.44.44] [a0.0.0.0] [r22.22.22.22]]/280

[E] [O6] [I0x1] [N[c200] [b44.44.44.44] [a0.0.0.0] [r22.22.22.22] [R[c200] [b44.44.44.44] [a0.0.0.0] [r11.11.11.11]]/280

[E] [O6] [I0x1] [N[c200] [b44.44.44.44] [a0.0.0.0] [r22.22.22.22] [R[c200] [b44.44.44.44] [a0.0.0.0] [r33.33.33.33]]/280

[E] [O6] [I0x1] [N[c200] [b44.44.44.44] [a0.0.0.0] [r33.33.33.33] [R[c200] [b44.44.44.44] [a0.0.0.0] [r22.22.22.22]]/280

[E] [O6] [I0x1] [N[c200] [b44.44.44.44] [a0.0.0.0] [r33.33.33.33] [R[c200] [b44.44.44.44] [a0.0.0.0] [r44.44.44.44]] [L[ife80::e201:a6ff:fea5:f13] [nfe80::e201:a6ff:febb:110b]]/536

[E] [O6] [I0x1] [N[c200] [b44.44.44.44] [a0.0.0.0] [r44.44.44.44] [R[c200] [b44.44.44.44] [a0.0.0.0] [r33.33.33.33]] [L[ife80::e201:a6ff:febb:110b] [nfe80::e201:a6ff:fea5:f13]]/536

[T] [O6] [I0x1] [N[c200] [b44.44.44.44] [a0.0.0.0] [r11.11.11.11]] [P[t0x0002] [0x1] [p1000::/64]]/296

[T] [O6] [I0x1] [N[c200] [b44.44.44.44] [a0.0.0.0] [r11.11.11.11]] [P[t0x0002] [0x1] [p1100::/96]]/328

[T] [O6] [I0x1] [N[c200] [b44.44.44.44] [a0.0.0.0] [r11.11.11.11]] [P[t0x0002] [0x1] [p1111::1/128]]/360

[T] [O6] [I0x1] [N[c200] [b44.44.44.44] [a0.0.0.0] [r22.22.22.22]] [P[t0x0002] [0x1] [p1000::/64]]/296

[T] [O6] [I0x1] [N[c200] [b44.44.44.44] [a0.0.0.0] [r22.22.22.22]] [P[t0x0002] [0x1] [p2000::/64]]/296

[T] [O6] [I0x1] [N[c200] [b44.44.44.44] [a0.0.0.0] [r22.22.22.22]] [P[t0x0002] [0x1] [p2200::/96]]/328

[T] [O6] [I0x1] [N[c200] [b44.44.44.44] [a0.0.0.0] [r22.22.22.22]] [P[t0x0002] [0x1] [p2222::1/128]]/360

[T] [O6] [I0x1] [N[c200] [b44.44.44.44] [a0.0.0.0] [r33.33.33.33]] [P[t0x0002] [0x1] [p2000::/64]]/296

```

[T][O6][I0x1][N[c200][b44.44.44.44][a0.0.0.0][r33.33.33.33]][P[t0x0002][0x1][p3000::/64]]/296
[T][O6][I0x1][N[c200][b44.44.44.44][a0.0.0.0][r33.33.33.33]][P[t0x0002][0x1][p3333::1/128]]/360
[T][O6][I0x1][N[c200][b44.44.44.44][a0.0.0.0][r44.44.44.44]][P[t0x0002][0x1][p3000::/64]]/296
[T][O6][I0x1][N[c200][b44.44.44.44][a0.0.0.0][r44.44.44.44]][P[t0x0002][0x1][pcafe:1:2:a11::/64]]/296
[T][O6][I0x1][N[c200][b44.44.44.44][a0.0.0.0][r44.44.44.44]][P[t0x0002][0x1][p4444::1/128]]/360
[S][O6][I0x1][N[c200][b44.44.44.44][a0.0.0.0][r11.11.11.11]][S[t0x0002][s1100::801:0/128]]/352
[S][O6][I0x1][N[c200][b44.44.44.44][a0.0.0.0][r11.11.11.11]][S[t0x0002][s1100::1001:0/128]]/352
[S][O6][I0x1][N[c200][b44.44.44.44][a0.0.0.0][r11.11.11.11]][S[t0x0002][s1100::2001:0/128]]/352
[S][O6][I0x1][N[c200][b44.44.44.44][a0.0.0.0][r22.22.22.22]][S[t0x0002][s2200::801:0/128]]/352
[S][O6][I0x1][N[c200][b44.44.44.44][a0.0.0.0][r22.22.22.22]][S[t0x0002][s2200::1001:0/128]]/352
[S][O6][I0x1][N[c200][b44.44.44.44][a0.0.0.0][r22.22.22.22]][S[t0x0002][s2200::2001:0/128]]/352
[S][O6][I0x1][N[c200][b44.44.44.44][a0.0.0.0][r44.44.44.44]][S[t0x0002][scafe:1:2:a11:801::/128]]/352
[S][O6][I0x1][N[c200][b44.44.44.44][a0.0.0.0][r44.44.44.44]][S[t0x0002][scafe:1:2:a11:1001::/128]]/352
[S][O6][I0x1][N[c200][b44.44.44.44][a0.0.0.0][r44.44.44.44]][S[t0x0002][scafe:1:2:a11:2001::/128]]/352
NLRIs, Total: 32, Node: 4, Link: 6, Prefix: 13, SRv6-SID: 9
R3#
NODE NLRI

```

```

R3#sh bgp link-state link-state
[V][O6][I0x1][N[c300][b33.33.33.33][a0.0.0.0][r22.22.22.22]]/216
BGP routing table entry for
[V][O6][I0x1][N[c300][b33.33.33.33][a0.0.0.0][r22.22.22.22]]/216
Local
  Received from 3000::2
  Link State:
  SR Algorithm: 0
  SRv6 Capability is enabled - flags 0
  Maximum SID Depth :
    SRH maximum segments left (41) : 4
    SRH maximum end pop (42) : 4
    SRH maximum H.encaps (44) : 4
    SRH maximum decapsulation sids (45) : 4
  Node flag bits: O:0 T:0 B:0 E:0
  Local TE Router-ID:22.22.22.22
R3#
LINK NLRI

```

```

R3#sh bgp link-state link-state
[E][O6][I0x1][N[c300][b33.33.33.33][a0.0.0.0][r22.22.22.22][R[c300][b33.33.33.33][a0.0.0.0][r11.11.11.11]]/280

```

```
BGP routing table entry for
[E][O6][I0x1][N[c300][b33.33.33.33][a0.0.0.0][r22.22.22.22][R[c300][b33.33.33.33][a0.0.0.0][r11.11.11.11]]/280
```

```
Local
```

```
Received from 3000::2
```

```
Link State:
```

```
Local Router ID: 22.22.22.22, Remote Router ID: 11.11.11.11
```

```
IGP metric 1 SRv6 End.X
```

```
SRv6 End.X Endpoint behavior value: 6 - End.X with PSP
```

```
SRv6 End.X Endpoint Flags: 0
```

```
SRv6 End.X Endpoint Algorithm: 0
```

```
SRv6 End.X Endpoint Weight: 0
```

```
SRv6 End.X SRv6 SID: 2200::2002:0
```

```
R3#
```

```
Prefix NLRI
```

```
R3#sh bgp link-state link-state
```

```
[T][O6][I0x1][N[c300][b33.33.33.33][a0.0.0.0][r11.11.11.11]][P[t0x0002][0x1][p1100::/96]]/328
```

```
BGP routing table entry for
```

```
[T][O6][I0x1][N[c300][b33.33.33.33][a0.0.0.0][r11.11.11.11]][P[t0x0002][0x1][p1100::/96]]/328
```

```
Local
```

```
Received from 3000::2
```

```
Link State:
```

```
Metric: 1 SRv6 Locator Flags: 0 SRv6 Locator Algorithm: 0 SRv6 Locator
```

```
Metric: 0
```

```
R3#
```

```
SRv6 NLRI
```

```
R3#show bgp link-state link-state
```

```
[S][O6][I0x1][N[c200][b44.44.44.44][a0.0.0.0][r11.11.11.11]][S[t0x0002][s1100::801:0/128]]/352
```

```
BGP routing table entry for
```

```
[S][O6][I0x1][N[c200][b44.44.44.44][a0.0.0.0][r11.11.11.11]][S[t0x0002][s1100::801:0/128]]/352
```

```
Local
```

```
Received from IGP
```

```
Link State:
```

```
SRv6 Endpoint behavior:
```

```
SRv6 Locator Endpoint :28 - End with USD SRv6 flags :0 SRv6 Algorithm :0
```

```
R3#
```

Validation on Controller

```
Controller#show bgp neighbors
```

```
BGP neighbor is 2000::2, remote AS 200, local AS 300, external link
```

```
BGP version 4, local router ID 33.33.33.33, remote router ID 22.22.22.22
```

```
BGP state = Established, up for 00:03:32
```

```
Last read 00:00:06, hold time is 90, keepalive interval is 30 seconds
```

```
Neighbor capabilities:
```

```
Route refresh: advertised and received (old and new)
```

```
Address family Link-State Link-State: advertised and received
Received 18 messages, 0 notifications, 0 in queue
Sent 30 messages, 0 notifications, 0 in queue
Route refresh request: received 0, sent 0
Minimum time between advertisement runs is 30 seconds
For address family: Link-State Link-State
BGP table version 6, neighbor version 6
Index 1, Offset 0, Mask 0x2
Community attribute sent to this neighbor (both)
Large Community attribute sent to this neighbor
21 accepted prefixes
42 announced prefixes

Connections established 1; dropped 0
Local host: 2000::1, Local port: 179
Foreign host: 2000::2, Foreign port: 56356
Next hop: 33.33.33.33
Next hop global: 2000::1
Next hop local: fe80::e201:a6ff:fea5:f16
BGP connection: shared network

BGP neighbor is 3000::1, remote AS 100, local AS 300, external link
BGP version 4, local router ID 33.33.33.33, remote router ID 44.44.44.44
BGP state = Established, up for 00:03:32
Last read 00:00:09, hold time is 90, keepalive interval is 30 seconds
Neighbor capabilities:
Route refresh: advertised and received (old and new)
Address family Link-State Link-State: advertised and received
Received 18 messages, 0 notifications, 0 in queue
Sent 29 messages, 0 notifications, 0 in queue
Route refresh request: received 0, sent 0
Minimum time between advertisement runs is 30 seconds
For address family: Link-State Link-State
BGP table version 6, neighbor version 6
Index 2, Offset 0, Mask 0x4
Community attribute sent to this neighbor (both)
Large Community attribute sent to this neighbor
21 accepted prefixes
42 announced prefixes

Connections established 1; dropped 0
Local host: 3000::2, Local port: 33796
Foreign host: 3000::1, Foreign port: 179
Next hop: 33.33.33.33
Next hop global: 3000::2
Next hop local: fe80::e201:a6ff:fea5:f13
BGP connection: shared network
```


Validation of BGP-LS NLRIs

```

Controller#show bgp link-state link-state summary
BGP router identifier 33.33.33.33, local AS number 300
BGP table version is 6
2 BGP AS-PATH entries
0 BGP community entries

```

Neighbor PfxRcd	V	AS	MsgRcv	MsgSen	TblVer	InQ	OutQ	Up/Down	State/
2000::2 32	4	100	53	61	6	0	0	00:11:56	
3000::1 32	4	200	46	66	6	0	0	00:11:56	

Total number of neighbors 2

Total number of Established sessions 2

```

Controller#
Controller#show bgp link-state link-state
BGP router identifier 33.33.33.33, local AS number 300
Origin codes: i - IGP, e - EGP
Prefix codes: E link, V node, T IP reachable route, S SRv6 SID
               I Identifier N local node, R remote node, L link P prefix, S SID
               N local node, R remote node, L link, P prefix
               L1/L2 ISIS level-1/level-2, O OSPF, O6 OSPFv3, a area-ID,
               c confed-ID/ASN, b bgp-identifier, r router-ID, s SID,
               i if-address, n nbr-address, o OSPF Route-type,
               p IP-prefix, d designated router address, s ISO-ID
[V] [O6] [I0x1] [N[c300] [b33.33.33.33] [a0.0.0.0] [r11.11.11.11]]/216
[V] [O6] [I0x1] [N[c300] [b33.33.33.33] [a0.0.0.0] [r22.22.22.22]]/216
[V] [O6] [I0x1] [N[c300] [b33.33.33.33] [a0.0.0.0] [r33.33.33.33]]/216
[V] [O6] [I0x1] [N[c300] [b33.33.33.33] [a0.0.0.0] [r44.44.44.44]]/216
e [V] [O6] [I0x1] [N[c100] [b22.22.22.22] [a0.0.0.0] [r11.11.11.11]]/216
e [V] [O6] [I0x1] [N[c100] [b22.22.22.22] [a0.0.0.0] [r22.22.22.22]]/216
e [V] [O6] [I0x1] [N[c100] [b22.22.22.22] [a0.0.0.0] [r33.33.33.33]]/216
e [V] [O6] [I0x1] [N[c100] [b22.22.22.22] [a0.0.0.0] [r44.44.44.44]]/216
e [V] [O6] [I0x1] [N[c200] [b44.44.44.44] [a0.0.0.0] [r11.11.11.11]]/216
e [V] [O6] [I0x1] [N[c200] [b44.44.44.44] [a0.0.0.0] [r22.22.22.22]]/216
e [V] [O6] [I0x1] [N[c200] [b44.44.44.44] [a0.0.0.0] [r33.33.33.33]]/216
e [V] [O6] [I0x1] [N[c200] [b44.44.44.44] [a0.0.0.0] [r44.44.44.44]]/216
[E] [O6] [I0x1] [N[c300] [b33.33.33.33] [a0.0.0.0] [r11.11.11.11] [R[c300] [b33.33.33.33] [a0.0.0.0] [r22.22.22.22]]/280
[E] [O6] [I0x1] [N[c300] [b33.33.33.33] [a0.0.0.0] [r22.22.22.22] [R[c300] [b33.33.33.33] [a0.0.0.0] [r11.11.11.11]]/280
[E] [O6] [I0x1] [N[c300] [b33.33.33.33] [a0.0.0.0] [r22.22.22.22] [R[c300] [b33.33.33.33] [a0.0.0.0] [r33.33.33.33]] [L[ife80::eac5:7aff:feba:f15] [nfe80::e201:a6ff:fea5:f16]]/536
[E] [O6] [I0x1] [N[c300] [b33.33.33.33] [a0.0.0.0] [r33.33.33.33] [R[c300] [b33.33.33.33] [a0.0.0.0] [r22.22.22.22]] [L[ife80::e201:a6ff:fea5:f16] [nfe80::eac5:7aff:feba:f15]]/536
[E] [O6] [I0x1] [N[c300] [b33.33.33.33] [a0.0.0.0] [r33.33.33.33] [R[c300] [b33.33.33.33] [a0.0.0.0] [r44.44.44.44]] [L[ife80::e201:a6ff:fea5:f13] [nfe80::e201:a6ff:febb:110b]]/536

```

[E] [O6] [I0x1] [N[c300] [b33.33.33.33] [a0.0.0.0] [r44.44.44.44] [R[c300] [b33.33.33.33] [a0.0.0.0] [r33.33.33.33]] [L[ife80::e201:a6ff:febb:110b] [nfe80::e201:a6ff:fea5:f13]]/536

e

[E] [O6] [I0x1] [N[c100] [b22.22.22.22] [a0.0.0.0] [r11.11.11.11] [R[c100] [b22.22.22.22] [a0.0.0.0] [r22.22.22.22]] [L[ife80::eac5:7aff:fe78:c909] [nfe80::eac5:7aff:feba:f22]]/536

e

[E] [O6] [I0x1] [N[c100] [b22.22.22.22] [a0.0.0.0] [r22.22.22.22] [R[c100] [b22.22.22.22] [a0.0.0.0] [r11.11.11.11]] [L[ife80::eac5:7aff:feba:f22] [nfe80::eac5:7aff:fe78:c909]]/536

e

[E] [O6] [I0x1] [N[c100] [b22.22.22.22] [a0.0.0.0] [r22.22.22.22] [R[c100] [b22.22.22.22] [a0.0.0.0] [r33.33.33.33]] [L[ife80::eac5:7aff:feba:f15] [nfe80::e201:a6ff:fea5:f16]]/536

e

[E] [O6] [I0x1] [N[c100] [b22.22.22.22] [a0.0.0.0] [r33.33.33.33] [R[c100] [b22.22.22.22] [a0.0.0.0] [r22.22.22.22]] [L[ife80::e201:a6ff:fea5:f16] [nfe80::eac5:7aff:feba:f15]]/536

e

[E] [O6] [I0x1] [N[c100] [b22.22.22.22] [a0.0.0.0] [r33.33.33.33] [R[c100] [b22.22.22.22] [a0.0.0.0] [r44.44.44.44]]/280

e

[E] [O6] [I0x1] [N[c100] [b22.22.22.22] [a0.0.0.0] [r44.44.44.44] [R[c100] [b22.22.22.22] [a0.0.0.0] [r33.33.33.33]]/280

e

[E] [O6] [I0x1] [N[c200] [b44.44.44.44] [a0.0.0.0] [r11.11.11.11] [R[c200] [b44.44.44.44] [a0.0.0.0] [r22.22.22.22]]/280

e

[E] [O6] [I0x1] [N[c200] [b44.44.44.44] [a0.0.0.0] [r22.22.22.22] [R[c200] [b44.44.44.44] [a0.0.0.0] [r11.11.11.11]]/280

e

[E] [O6] [I0x1] [N[c200] [b44.44.44.44] [a0.0.0.0] [r22.22.22.22] [R[c200] [b44.44.44.44] [a0.0.0.0] [r33.33.33.33]]/280

e

[E] [O6] [I0x1] [N[c200] [b44.44.44.44] [a0.0.0.0] [r33.33.33.33] [R[c200] [b44.44.44.44] [a0.0.0.0] [r44.44.44.44]] [L[ife80::e201:a6ff:fea5:f13] [nfe80::e201:a6ff:febb:110b]]/536

e

[E] [O6] [I0x1] [N[c200] [b44.44.44.44] [a0.0.0.0] [r44.44.44.44] [R[c200] [b44.44.44.44] [a0.0.0.0] [r33.33.33.33]] [L[ife80::e201:a6ff:febb:110b] [nfe80::e201:a6ff:fea5:f13]]/536

[T] [O6] [I0x1] [N[c300] [b33.33.33.33] [a0.0.0.0] [r11.11.11.11]] [P[t0x0002] [0x1] [p1000::/64]]/296

[T] [O6] [I0x1] [N[c300] [b33.33.33.33] [a0.0.0.0] [r11.11.11.11]] [P[t0x0002] [0x1] [p1100::/96]]/328

[T] [O6] [I0x1] [N[c300] [b33.33.33.33] [a0.0.0.0] [r11.11.11.11]] [P[t0x0002] [0x1] [p1111::1/128]]/360

[T] [O6] [I0x1] [N[c300] [b33.33.33.33] [a0.0.0.0] [r22.22.22.22]] [P[t0x0002] [0x1] [p1000::/64]]/296

[T] [O6] [I0x1] [N[c300] [b33.33.33.33] [a0.0.0.0] [r22.22.22.22]] [P[t0x0002] [0x1] [p2000::/64]]/296

[T] [O6] [I0x1] [N[c300] [b33.33.33.33] [a0.0.0.0] [r22.22.22.22]] [P[t0x0002] [0x1] [p2200::/96]]/328

[T] [O6] [I0x1] [N[c300] [b33.33.33.33] [a0.0.0.0] [r22.22.22.22]] [P[t0x0002] [0x1] [p2222::1/128]]/360

[T] [O6] [I0x1] [N[c300] [b33.33.33.33] [a0.0.0.0] [r33.33.33.33]] [P[t0x0002] [0x1] [p2000::/64]]/296

[T] [O6] [I0x1] [N[c300] [b33.33.33.33] [a0.0.0.0] [r33.33.33.33]] [P[t0x0002] [0x1] [p3000::/64]]/296

[T] [O6] [I0x1] [N[c300] [b33.33.33.33] [a0.0.0.0] [r33.33.33.33]] [P[t0x0002] [0x1] [p3333::1/128]]/360

```
[T] [O6] [I0x1] [N[c300] [b33.33.33.33] [a0.0.0.0] [r44.44.44.44]] [P[t0x0002] [0x1] [p3000::/64]]/296
[T] [O6] [I0x1] [N[c300] [b33.33.33.33] [a0.0.0.0] [r44.44.44.44]] [P[t0x0002] [0x1] [pcafe:1:2:a11::/64]]/296
[T] [O6] [I0x1] [N[c300] [b33.33.33.33] [a0.0.0.0] [r44.44.44.44]] [P[t0x0002] [0x1] [p4444::1/128]]/360
e [T] [O6] [I0x1] [N[c100] [b22.22.22.22] [a0.0.0.0] [r11.11.11.11]] [P[t0x0002] [0x1] [p1000::/64]]/296
e [T] [O6] [I0x1] [N[c100] [b22.22.22.22] [a0.0.0.0] [r11.11.11.11]] [P[t0x0002] [0x1] [p1100::/96]]/328
e
[T] [O6] [I0x1] [N[c100] [b22.22.22.22] [a0.0.0.0] [r11.11.11.11]] [P[t0x0002] [0x1] [p1111::1/128]]/360
e [T] [O6] [I0x1] [N[c100] [b22.22.22.22] [a0.0.0.0] [r22.22.22.22]] [P[t0x0002] [0x1] [p1000::/64]]/296
e [T] [O6] [I0x1] [N[c100] [b22.22.22.22] [a0.0.0.0] [r22.22.22.22]] [P[t0x0002] [0x1] [p2000::/64]]/296
e [T] [O6] [I0x1] [N[c100] [b22.22.22.22] [a0.0.0.0] [r22.22.22.22]] [P[t0x0002] [0x1] [p2200::/96]]/328
e
[T] [O6] [I0x1] [N[c100] [b22.22.22.22] [a0.0.0.0] [r22.22.22.22]] [P[t0x0002] [0x1] [p2222::1/128]]/360
e [T] [O6] [I0x1] [N[c100] [b22.22.22.22] [a0.0.0.0] [r33.33.33.33]] [P[t0x0002] [0x1] [p2000::/64]]/296
e [T] [O6] [I0x1] [N[c100] [b22.22.22.22] [a0.0.0.0] [r33.33.33.33]] [P[t0x0002] [0x1] [p3000::/64]]/296
e
[T] [O6] [I0x1] [N[c100] [b22.22.22.22] [a0.0.0.0] [r33.33.33.33]] [P[t0x0002] [0x1] [p3333::1/128]]/360
e [T] [O6] [I0x1] [N[c100] [b22.22.22.22] [a0.0.0.0] [r44.44.44.44]] [P[t0x0002] [0x1] [p3000::/64]]/296
e
[T] [O6] [I0x1] [N[c100] [b22.22.22.22] [a0.0.0.0] [r44.44.44.44]] [P[t0x0002] [0x1] [pcafe:1:2:a11::/64]]/296
e
[T] [O6] [I0x1] [N[c100] [b22.22.22.22] [a0.0.0.0] [r44.44.44.44]] [P[t0x0002] [0x1] [p4444::1/128]]/360
e [T] [O6] [I0x1] [N[c200] [b44.44.44.44] [a0.0.0.0] [r11.11.11.11]] [P[t0x0002] [0x1] [p1000::/64]]/296
e [T] [O6] [I0x1] [N[c200] [b44.44.44.44] [a0.0.0.0] [r11.11.11.11]] [P[t0x0002] [0x1] [p1100::/96]]/328
e
[T] [O6] [I0x1] [N[c200] [b44.44.44.44] [a0.0.0.0] [r11.11.11.11]] [P[t0x0002] [0x1] [p1111::1/128]]/360
e [T] [O6] [I0x1] [N[c200] [b44.44.44.44] [a0.0.0.0] [r22.22.22.22]] [P[t0x0002] [0x1] [p1000::/64]]/296
e [T] [O6] [I0x1] [N[c200] [b44.44.44.44] [a0.0.0.0] [r22.22.22.22]] [P[t0x0002] [0x1] [p2000::/64]]/296
e [T] [O6] [I0x1] [N[c200] [b44.44.44.44] [a0.0.0.0] [r22.22.22.22]] [P[t0x0002] [0x1] [p2200::/96]]/328
e
[T] [O6] [I0x1] [N[c200] [b44.44.44.44] [a0.0.0.0] [r22.22.22.22]] [P[t0x0002] [0x1] [p2222::1/128]]/360
e [T] [O6] [I0x1] [N[c200] [b44.44.44.44] [a0.0.0.0] [r33.33.33.33]] [P[t0x0002] [0x1] [p2000::/64]]/296
e [T] [O6] [I0x1] [N[c200] [b44.44.44.44] [a0.0.0.0] [r33.33.33.33]] [P[t0x0002] [0x1] [p3000::/64]]/296
```

```
e
[T] [O6] [I0x1] [N[c200] [b44.44.44.44] [a0.0.0.0] [r33.33.33.33]] [P[t0x0002] [0x1] [p3333::1/
128]]/360
e [T] [O6] [I0x1] [N[c200] [b44.44.44.44] [a0.0.0.0] [r44.44.44.44]] [P[t0x0002] [0x1] [p3000::/
64]]/296
e
[T] [O6] [I0x1] [N[c200] [b44.44.44.44] [a0.0.0.0] [r44.44.44.44]] [P[t0x0002] [0x1] [pcafe:1:2:
a11::/64]]/296
e
[T] [O6] [I0x1] [N[c200] [b44.44.44.44] [a0.0.0.0] [r44.44.44.44]] [P[t0x0002] [0x1] [p4444::1/
128]]/360
[S] [O6] [I0x1] [N[c300] [b33.33.33.33] [a0.0.0.0] [r11.11.11.11]] [S[t0x0002] [s1100::801:0/
128]]/352
[S] [O6] [I0x1] [N[c300] [b33.33.33.33] [a0.0.0.0] [r11.11.11.11]] [S[t0x0002] [s1100::1001:0/
128]]/352
[S] [O6] [I0x1] [N[c300] [b33.33.33.33] [a0.0.0.0] [r11.11.11.11]] [S[t0x0002] [s1100::2001:0/
128]]/352
[S] [O6] [I0x1] [N[c300] [b33.33.33.33] [a0.0.0.0] [r22.22.22.22]] [S[t0x0002] [s2200::801:0/
128]]/352
[S] [O6] [I0x1] [N[c300] [b33.33.33.33] [a0.0.0.0] [r22.22.22.22]] [S[t0x0002] [s2200::1001:0/
128]]/352
[S] [O6] [I0x1] [N[c300] [b33.33.33.33] [a0.0.0.0] [r22.22.22.22]] [S[t0x0002] [s2200::2001:0/
128]]/352
[S] [O6] [I0x1] [N[c300] [b33.33.33.33] [a0.0.0.0] [r44.44.44.44]] [S[t0x0002] [scafe:1:2:a11:8
01::/128]]/352
[S] [O6] [I0x1] [N[c300] [b33.33.33.33] [a0.0.0.0] [r44.44.44.44]] [S[t0x0002] [scafe:1:2:a11:1
001::/128]]/352
[S] [O6] [I0x1] [N[c300] [b33.33.33.33] [a0.0.0.0] [r44.44.44.44]] [S[t0x0002] [scafe:1:2:a11:2
001::/128]]/352
e [S] [O6] [I0x1] [N[c100] [b22.22.22.22] [a0.0.0.0] [r11.11.11.11]] [S[t0x0002] [s1100::801:0/
128]]/352
e
[S] [O6] [I0x1] [N[c100] [b22.22.22.22] [a0.0.0.0] [r11.11.11.11]] [S[t0x0002] [s1100::1001:0/
128]]/352
e
[S] [O6] [I0x1] [N[c100] [b22.22.22.22] [a0.0.0.0] [r11.11.11.11]] [S[t0x0002] [s1100::2001:0/
128]]/352
e [S] [O6] [I0x1] [N[c100] [b22.22.22.22] [a0.0.0.0] [r22.22.22.22]] [S[t0x0002] [s2200::801:0/
128]]/352
e
[S] [O6] [I0x1] [N[c100] [b22.22.22.22] [a0.0.0.0] [r22.22.22.22]] [S[t0x0002] [s2200::1001:0/
128]]/352
e
[S] [O6] [I0x1] [N[c100] [b22.22.22.22] [a0.0.0.0] [r22.22.22.22]] [S[t0x0002] [s2200::2001:0/
128]]/352
e
[S] [O6] [I0x1] [N[c100] [b22.22.22.22] [a0.0.0.0] [r44.44.44.44]] [S[t0x0002] [scafe:1:2:a11:8
01::/128]]/352
e
[S] [O6] [I0x1] [N[c100] [b22.22.22.22] [a0.0.0.0] [r44.44.44.44]] [S[t0x0002] [scafe:1:2:a11:1
001::/128]]/352
e
[S] [O6] [I0x1] [N[c100] [b22.22.22.22] [a0.0.0.0] [r44.44.44.44]] [S[t0x0002] [scafe:1:2:a11:2
001::/128]]/352
e [S] [O6] [I0x1] [N[c200] [b44.44.44.44] [a0.0.0.0] [r11.11.11.11]] [S[t0x0002] [s1100::801:0/
128]]/352
```

```

e
[S][O6][I0x1][N[c200][b44.44.44.44][a0.0.0.0][r11.11.11.11]][S[t0x0002][s1100::1001:0/128]]/352
e
[S][O6][I0x1][N[c200][b44.44.44.44][a0.0.0.0][r11.11.11.11]][S[t0x0002][s1100::2001:0/128]]/352
e [S][O6][I0x1][N[c200][b44.44.44.44][a0.0.0.0][r22.22.22.22]][S[t0x0002][s2200::801:0/128]]/352
e
[S][O6][I0x1][N[c200][b44.44.44.44][a0.0.0.0][r22.22.22.22]][S[t0x0002][s2200::1001:0/128]]/352
e
[S][O6][I0x1][N[c200][b44.44.44.44][a0.0.0.0][r22.22.22.22]][S[t0x0002][s2200::2001:0/128]]/352
e
[S][O6][I0x1][N[c200][b44.44.44.44][a0.0.0.0][r44.44.44.44]][S[t0x0002][scafe:1:2:a11:801::/128]]/352
e
[S][O6][I0x1][N[c200][b44.44.44.44][a0.0.0.0][r44.44.44.44]][S[t0x0002][scafe:1:2:a11:1001::/128]]/352
e
[S][O6][I0x1][N[c200][b44.44.44.44][a0.0.0.0][r44.44.44.44]][S[t0x0002][scafe:1:2:a11:2001::/128]]/352

```

NLRIs, Total: 96, Node: 12, Link: 18, Prefix: 39, SRv6-SID: 27

Controller#

Controller#

Controller#

Controller#

Controller#show bgp link-state link-state count

```

-----
Total  NLRIs    : 96
Node   NLRIs    : 12
Link   NLRIs    : 18
Prefix NLRIs    : 39
SRV6  SID NLRIs : 27
-----

```

Controller#

Validation for Particular NLRI

NODE NLRI

```

Controller#sh bgp link-state link-state
[V][O6][I0x1][N[c300][b33.33.33.33][a0.0.0.0][r44.44.44.44]]/216
BGP routing table entry for
[V][O6][I0x1][N[c300][b33.33.33.33][a0.0.0.0][r44.44.44.44]]/216
Local
  Received from IGP
  Link State:
  SR Algorithm: 0
  SRv6 Capability is enabled - flags 0
  Maximum SID Depth :
    SRH maximum segments left (41) : 4
    SRH maximum end pop (42) : 4

```

```
SRH maximum H.encaps (44) : 4
SRH maximum decapsulation sids (45) : 4
Node flag bits: O:0 T:0 B:0 E:0
Local TE Router-ID:44.44.44.44
Controller#

LINK NLRI
Controller#sh bgp link-state link-state
[E][O6][I0x1][N[c300][b33.33.33.33][a0.0.0.0][r11.11.11.11][R[c300][b33.33.33.33][a0.0.0.0][r22.22.22.22]]/280
BGP routing table entry for
[E][O6][I0x1][N[c300][b33.33.33.33][a0.0.0.0][r11.11.11.11][R[c300][b33.33.33.33][a0.0.0.0][r22.22.22.22]]/280
Local
  Received from IGP
  Link State:
  Local Router ID: 11.11.11.11, Remote Router ID: 22.22.22.22
  IGP metric 1   SRv6 End.X
    SRv6 End.X Endpoint behavior value: 6 - End.X with PSP
    SRv6 End.X Endpoint Flags: 0
    SRv6 End.X Endpoint Algorithm: 0
    SRv6 End.X Endpoint Weight: 0
    SRv6 End.X SRv6 SID: 1100::2002:0
Controller#
Prefix NLRI
Controller#sh bgp link-state link-state
[T][O6][I0x1][N[c300][b33.33.33.33][a0.0.0.0][r11.11.11.11]][P[t0x0002][0x1][p1100::/96]]/328
BGP routing table entry for
[T][O6][I0x1][N[c300][b33.33.33.33][a0.0.0.0][r11.11.11.11]][P[t0x0002][0x1][p1100::/96]]/328
Local
  Received from 3000::2
  Link State:
  Metric: 1   SRv6 Locator Flags: 0   SRv6 Locator Algorithm: 0   SRv6 Locator
Metric: 0
R3#
SRv6 NLRI

Controller#show bgp link-state link-state
[S][O6][I0x1][N[c300][b33.33.33.33][a0.0.0.0][r22.22.22.22]][S[t0x0002][s2200::801:0/128]]/352
BGP routing table entry for
[S][O6][I0x1][N[c300][b33.33.33.33][a0.0.0.0][r22.22.22.22]][S[t0x0002][s2200::801:0/128]]/352
Local
  Received from IGP
  Link State:
  SRv6 Endpoint behavior:
  SRv6 Locator Endpoint :28 - End with USD   SRv6 flags :0   SRv6 Algorithm :0
Controller#
```

CHAPTER 18 SRv6 BGP LS with ISIS Configuration

This chapter contains configurations of SRv6 BGP-LS with ISISv6.

BGP-LS

BGP-LS describes a mechanism by which Link-State (LS) and Traffic Engineering (TE) information from IS-IS can be collected from networks and shared with external components using the BGP. It advertises the SRv6 SID's and other SRv6 information from all the SRv6 capable nodes in the IGP domain when sourced from link-state routing protocols.

Topology

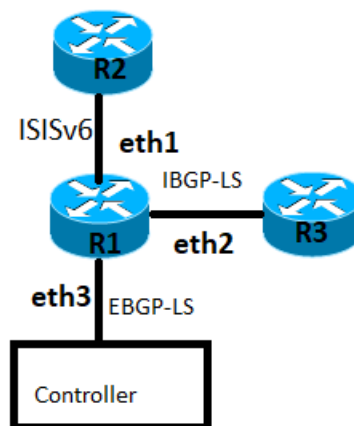


Figure 18-19: BGP-LS with ISISv6 configuration topology

R1

R1#configure terminal	Enter configure mode.
R1(config)#interface lo	Enter interface mode.
R1(config-if)#ipv6 address cafe:1:2::11/128	Configure IPv6 address of the loopback interface.
R1(config-if)#ip address 11.11.11.11/32 secondary	Configure ip address on the loopback interface as secondary
R1(config-if)#ipv6 router isis 1	Make the interface part of the router ISIS 1 instance.
R1(config-if)#exit	Exit interface mode.
R1(config)#interface eth1	Enter interface mode.
R1(config-if)#ipv6 address 2424::1/64	Configure the IPv6 address of the interface.
R1(config-if)#ipv6 router isis 1	Make the interface part of the router ISIS 1 instance.

R1(config)#interface eth2	Enter interface mode.
R1(config-if)#ipv6 router isis 1	Make the interface part of the router ISIS 1 instance.
R1(config-if)#ipv6 address 65::2/64	Configure the IPv6 address of the interface.
R1(config-if)#exit	Exit interface mode
R1(config)#interface eth3	Enter interface mode.
R1(config-if)#ipv6 router isis 1	Make the interface part of the router ISIS 1 instance.
R1(config-if)#ipv6 address 2002::1/64	Configure the IPv6 address of the interface.
R1(config-if)#exit	Exit interface mode
R1(config)#router isis 1	Set the routing process ID as 1
R1(config-router)#is-type level-2	Configure is-type as level-2
R1(config-router)#metric-style wide level-2	Configure wide metric-style
R1(config-router)# net 49.0001.0000.0000.0001.00	Configure Network entity title (NET).
R1(config-router)#mpls traffic-eng ipv6 router-id cafe:1:2::11	Configure Ipv6 router-id
R1(config-router)#mpls traffic-eng level-2	Configure mpls traffic engineering for level-2
R1(config-router)#distribute bgp-ls	Link State distribution to BGP
R1(config-router)# address-family ipv6	Enter Address-family ipv6
R1(config-router-af)# multi-topology level-2	Enable Multi-Topology
R1(config-router-af)#segment-routing srv6	Enable srv6 under ipv6 address-family
R1(config-router-af-srv6)# srv6-locator R1_locator	Name to srv6 locator
R1(config-router-af-srv6)#exit-srv6	Exit srv6 mode
R1(config-router-af)#exit-address-family	Exit address-family ipv6
R1(config-router)#exit	Exit router mode.
R1(config)# router bgp 1000	Configure router BGP in AS 1000
R1(config-router)# neighbor 65::1 remote-as 1000	Configure neighbor in remote-as 1000
R1(config-router)# neighbor 2002::2 remote- as 1	Configure neighbor with remote-as 1
R1(config-router)# address-family link-state link-state	Enter link-state Address family mode
R1(config-router-af)# neighbor 65::1 activate	Activate IBGP-LS neighbor
R1(config-router-af)# neighbor 2002::2 activate	Activate EBGP-LS neighbor
R1(config-router-af)#exit-address-family	Exit from Address Family configuration mode
R1(config)#segment-routing	Configuring segment-routing
R1(config-sr)#srv6	Segment-Routing over IPv6 Data-Plane
R1(config-srv6)#locators	Configure SRv6 locators
R1(config-srv6-loc)#locator R1_locator	Locator name as R1_locator
R1(config-srv6-loc-conf)# prefix cafe:1:2:all::/64	Ipv6 prefix for locator
R1(config-srv6-loc-conf)#exit-locator	Exit from locator mode

R1 (config-srv6-loc) #exit-locators	Exit from srv6 locators configuration mode
R1 (config-srv6) #exit-srv6	Exit from srv6 configuration mode
R1 (config-router) #commit	Commit the transaction

R2

R2#configure terminal	Enter configure mode.
R2 (config) #interface lo	Enter interface mode.
R2 (config-if) # ip address 12.12.12.12/32 secondary	Configure ip address on the loopback interface as secondary
R2 (config) #interface eth1	Enter interface mode.
R2 (config-if) # ipv6 address 2424::2/64	Configure the IPv6 address of the interface.
R2 (config-if) #ipv6 router isis 1	Make the interface part of the router isis 1 instance.
R2 (config-if) #exit	Exit interface mode.
R2 (config) #router isis 1	Set the routing process ID as 1
R2 (config-router) #is-type level-2	Configure is-type as level-2
R2 (config-router) #metric-style wide level-2	Configure wide metric-style
R2 (config-router) # net 49.0001.0000.0000.0002.00	Configure Network entity title (NET).
R2 (config-router) #mpls traffic-eng level-2	Configure mpls traffic engineering for level-2
R2 (config-router) # address-family ipv6	Enter Address-family ipv6
R2 (config-router-af) #exit-address-family	Exit address family ipv6
R2 (config-router) #commit	Commit the transaction
R2 (config-router) #exit	Exit router mode.

R3

R3#configure terminal	Enter configure mode.
R3 (config) #interface lo	Enter interface mode.
R3 (config-if) # ip address 13.13.13.13/32 secondary	Configure ip address on the loopback interface as secondary
R3 (config) #interface eth2	Enter interface mode.
R3 (config-if) # ipv6 address 65::1/64	Configure the IPv6 address of the interface.
R3 (config-router) #exit	Exit router mode.
R3 (config) # router bgp 1000	Configure router BGP in AS 1000
R3 (config-router) # neighbor 65::2 remote-as 1000	Configure neighbor in remote-as 1000
R3 (config-router) # address-family link-state link-state	Enter link-state Address family mode
R3 (config-router-af) # neighbor 65::2 activate	Activate IBGP-LS neighbor
R3 (config-router-af) #exit-address-family	Exit from Address Family configuration mode

Validation

R1

```
R1#show clns neighbors
```

```
Total number of L1 adjacencies: 0
```

```
Total number of L2 adjacencies: 1
```

```
Total number of adjacencies: 1
```

```
Tag 1: VRF : default
```

System Id	Interface	SNPA	State	Holdtime	Type	Protocol
0000.0000.0002	xe24	9819.2ca4.1c15	Up	27	L2	IS-IS

```
R1#
```

```
R1#show isis database verbose
```

```
Tag 1: VRF : default
```

```
IS-IS Level-2 Link State Database:
```

LSPID	LSP Seq Num	LSP Checksum	LSP Holdtime	ATT/P/OL
0000.0000.0001.00-00*	0x0000000B	0xEE51	1150	0/0/0

```
Area Address: 49.0001
```

```
Topology: IPv6 (0x2)
```

```
NLPID: 0x8E
```

```
IPv6 Address: cafe:1:2::11
```

```
Router ID: 11.11.11.11
```

```
IPV6 Router ID: cafe:1:2::11
```

```
Router Cap: 11.11.11.11
```

```
SR-Algorithm:
```

```
Algorithm: 0
```

```
Maximum SID Depth:
```

```
SRH maximum segments left : 4
```

```
SRH maximum end pop : 4
```

```
SRH maximum H.encaps : 4
```

```
SRH maximum decapsulation sids : 4
```

```
SRV6 flags: 0
```

```
Metric: 10 IS (MT-IPv6) 0000.0000.0001.03
```

```
Maximum Link Bandwidth: 10g
```

```
TE-Default Metric: 10
```

```
IPv6 Interface Address: 2424::1
```

```
Link Delay : 0 us Anomalous : 0
```

```
Link Min/Max Delay : 0/0 us, Anomalous : 0
```

```
Link Delay-variation : 0 us
```

```
Link Loss : 0.000000%, Anomalous : 0
```

```
Link Residual Bandwidth: 0k
```

```
Link Available Bandwidth: 0k
```

```
Link Utilized Bandwidth: 0k
```

```
System-ID: 0000.0000.0002 SRV6 LAN END.X SID: cafe:1:2:a11:6001:: End-behaviour:  
End.X with PSP (6)
```

```
Metric: 10 IPv6 (MT-IPv6) cafe:1:2::11/128
```

```
Metric: 10 IPv6 (MT-IPv6) 65::/64
```

```
Metric: 10 IPv6 (MT-IPv6) 2424::/64
```

```
Metric: 1 IPv6 (MT-IPv6) cafe:1:2:a11::/64
```

```

SRV6 Locator:          (MT-IPv6)cafe:1:2:a11::/64
  Algorithm: 0 flags: 0 metric: 0
  END SID: cafe:1:2:a11:2001:: flags:0 End-point behaviour: End with PSP (2)
  END SID: cafe:1:2:a11:1001:: flags:0 End-point behaviour: End with USP (3)
  END SID: cafe:1:2:a11:801:: flags:0 End-point behaviour: End with USD (28)
0000.0000.0001.03-00* 0x00000001 0x8345 1047 0/0/0
  Metric: 0 IS-Extended 0000.0000.0001.00
  Metric: 0 IS-Extended 0000.0000.0002.00
0000.0000.0002.00-00 0x0000000E 0x0371 1050 0/0/0
  Area Address: 49.0001
  NLPID: 0x8E
  IPv6 Address: 2424::2
  Metric: 10 IS-Extended 0000.0000.0001.03
  Maximum Link Bandwidth: 10g
  Reservable Bandwidth: 10g
  Unreserved Bandwidth:
    Unreserved Bandwidth at priority 0: 10g
    Unreserved Bandwidth at priority 1: 10g
    Unreserved Bandwidth at priority 2: 10g
    Unreserved Bandwidth at priority 3: 10g
    Unreserved Bandwidth at priority 4: 10g
    Unreserved Bandwidth at priority 5: 10g
    Unreserved Bandwidth at priority 6: 10g
    Unreserved Bandwidth at priority 7: 10g
  TE-Default Metric: 10
  IPv6 Interface Address: 2424::2
  Metric: 10 IPv6 2424::/64

```

R1# show isis database detail

Tag 1: VRF : default

IS-IS Level-2 Link State Database:

LSPID	LSP Seq Num	LSP Checksum	LSP Holdtime	ATT/P/OL
0000.0000.0001.00-00*	0x0000000B	0xEE51	1146	0/0/0

```

  Area Address: 49.0001
  Topology: IPv6 (0x2)
  NLPID: 0x8E
  IPv6 Address: cafe:1:2::11
  Router ID: 11.11.11.11
  IPV6 Router ID: cafe:1:2::11
  Router Cap: 11.11.11.11
  SR-Algorithm:
    Algorithm: 0
  Maximum SID Depth:
    SRH maximum segments left : 4
    SRH maximum end pop : 4
    SRH maximum H.encaps : 4
    SRH maximum decapsulation sids : 4
  SRV6 flags: 0
  Metric: 10 IS (MT-IPv6) 0000.0000.0001.03
  Metric: 10 IPv6 (MT-IPv6) cafe:1:2::11/128

```

```

Metric: 10 IPv6 (MT-IPv6) 65::/64
Metric: 10 IPv6 (MT-IPv6) 2424::/64
Metric: 1 IPv6 (MT-IPv6) cafe:1:2:a11::/64
SRV6 Locator: (MT-IPv6)cafe:1:2:a11::/64
  Algorithm: 0 flags: 0 metric: 0
  END SID: cafe:1:2:a11:2001:: flags:0 End-point behaviour: End with PSP (2)
  END SID: cafe:1:2:a11:1001:: flags:0 End-point behaviour: End with USP (3)
  END SID: cafe:1:2:a11:801:: flags:0 End-point behaviour: End with USD (28)
0000.0000.0001.03-00* 0x00000001 0x8345 1043 0/0/0
  Metric: 0 IS-Extended 0000.0000.0001.00
  Metric: 0 IS-Extended 0000.0000.0002.00
0000.0000.0002.00-00 0x0000000E 0x0371 1046 0/0/0
  Area Address: 49.0001
  NLPID: 0x8E
  IPv6 Address: 2424::2
  Metric: 10 IS-Extended 0000.0000.0001.03
  Metric: 10 IPv6 2424::/64

```

R1#

```

R1#show bgp link-state link-state summary
BGP router identifier 11.11.11.11, local AS number 1000
BGP table version is 11
1 BGP AS-PATH entries
0 BGP community entries

```

Neighbor PfxRcd	V	AS	MsgRcv	MsgSen	TblVer	InQ	OutQ	Up/Down	State/
65::1 0	4	1000	39	100	11	0	0	00:15:12	
2002::2 0	4	1	33	87	11	0	0	00:15:12	

Total number of neighbors 2

Total number of Established sessions 2

```

R1# show bgp link-state link-state
BGP router identifier 11.11.11.11, local AS number 1000
Origin codes: i - IGP, e - EGP
Prefix codes: E link, V node, T IP reachable route, S SRv6 SID
               I Identifier N local node, R remote node, L link P prefix, S SID
               N local node, R remote node, L link, P prefix
               L1/L2 ISIS level-1/level-2, O OSPF, a area-ID,
               c confed-ID/ASN, b bgp-identifier, r router-ID, s SID,
               i if-address, n nbr-address, o OSPF Route-type,
               p IP-prefix, d designated router address, s ISO-ID
[V] [L2] [I0x1] [N[c1000] [b11.11.11.11] [s0000.0000.0001.00]]/208
[V] [L2] [I0x1] [N[c1000] [b11.11.11.11] [s0000.0000.0001.03]]/208
[V] [L2] [I0x1] [N[c1000] [b11.11.11.11] [s0000.0000.0002.00]]/208
[E] [L2] [I0x1] [N[c1000] [b11.11.11.11] [s0000.0000.0001.00]] [R[c1000] [b11.11.11.11] [s0000.0000.0001.03]]/264

```

```

[E][L2][I0x1][N[c1000][b11.11.11.11][s0000.0000.0001.03]][R[c1000][b11.11.11.11][s0000.0000.0001.00]]/264
[E][L2][I0x1][N[c1000][b11.11.11.11][s0000.0000.0001.03]][R[c1000][b11.11.11.11][s0000.0000.0002.00]]/264
[E][L2][I0x1][N[c1000][b11.11.11.11][s0000.0000.0002.00]][R[c1000][b11.11.11.11][s0000.0000.0001.03]]/264
[T][L2][I0x1][N[c1000][b11.11.11.11][s0000.0000.0001.00]][P[t0x0002][p65::/64]]/280
[T][L2][I0x1][N[c1000][b11.11.11.11][s0000.0000.0001.00]][P[t0x0002][p2424::/64]]/280
[T][L2][I0x1][N[c1000][b11.11.11.11][s0000.0000.0001.00]][P[t0x0002][pcafe:1:2:a11::/64]]/280
[T][L2][I0x1][N[c1000][b11.11.11.11][s0000.0000.0001.00]][P[t0x0002][pcafe:1:2::11/128]]/344
[T][L2][I0x1][N[c1000][b11.11.11.11][s0000.0000.0002.00]][P[t0x0002][p2424::/64]]/280
[S][L2][I0x1][N[c1000][b11.11.11.11][s0000.0000.0001.00]][S[t0x0002][scafe:1:2:a11:801::/128]]/344
[S][L2][I0x1][N[c1000][b11.11.11.11][s0000.0000.0001.00]][S[t0x0002][scafe:1:2:a11:1001::/128]]/344
[S][L2][I0x1][N[c1000][b11.11.11.11][s0000.0000.0001.00]][S[t0x0002][scafe:1:2:a11:2001::/128]]/344
NLRIs, Total: 15, Node: 3, Link: 4, Prefix: 5, SRv6-SID: 3
R1# show bgp link-state link-state
[V][L2][I0x1][N[c1000][b11.11.11.11][s0000.0000.0001.00]]/208
BGP routing table entry for [V][L2][I0x1][N[c1000][b11.11.11.11][s0000.0000.0001.00]]/208
Local
  Received from IGP
  Link State:
  ISIS area address:49.0001
  Aux Router ID: 11.11.11.11
  SR Algorithm: 0
  SR Flags: I:0 V:0
  SRv6 Capability is enabled - flags 0
  Node MSD
    SRH maximum segments left - 4
    SRH maximum end pop - 4
    SRH maximum H.encaps - 4
    SRH maximum decapsulation sids - 4
  Multi-Topology ID is (0) - Standard Topology
  Node flag bits: O:0 T:0 B:0 E:0
R1#
R1#show bgp link-state link-state
[E][L2][I0x1][N[c1000][b11.11.11.11][s0000.0000.0001.00]][R[c1000][b11.11.11.11][s0000.0000.0001.03]]/264
BGP routing table entry for
[E][L2][I0x1][N[c1000][b11.11.11.11][s0000.0000.0001.00]][R[c1000][b11.11.11.11][s0000.0000.0001.03]]/264
Local
  Received from IGP
  Link State:
  Local Router ID: 11.11.11.11,      Local Ipv6 Router ID: cafe:1:2::11,      Max link bw:
1250000000.00 ,
  TE metric 10 ,      IGP metric 10      Link Delay-variation : 0 us
  Link Loss : 0.000000%, Anomalous : 0
  Link Residual Bandwidth: 0k

```

```

Link Available Bandwidth: 0k
Link Utilized Bandwidth: 0k
SRv6 Lan End.X
    SRv6 Lan End.X Endpoint behavior value: 6 - End.X with PSP
    SRv6 Lan End.X Endpoint Flags: 0
    SRv6 Lan End.X Endpoint Algorithm: 0
    SRv6 Lan End.X Endpoint Weight: 0
    SRv6 Lan End.X Endpoint neighbor_id: 0000.0000.0002
    SRv6 Lan End.X SRv6 SID: cafe:1:2:a11:6001::

R1#
R1#show bgp link-state link-state
[T][L2][I0x1][N[c1000][b11.11.11.11][s0000.0000.0001.00]][P[t0x0002][pcafe:1:2:a11::/64]]/280
BGP routing table entry for
[T][L2][I0x1][N[c1000][b11.11.11.11][s0000.0000.0001.00]][P[t0x0002][pcafe:1:2:a11::/64]]/280
Local
    Received from IGP
    Link State:
    Metric: 0    SRv6 Locator Flags :0    SRv6 Locator Algorithm :0    SRv6 Locator Metric :0
R1#show bgp link-state link-state
[S][L2][I0x1][N[c1000][b11.11.11.11][s0000.0000.0001.00]][S[t0x0002][scafe:1:2:a11:801:/128]]/344
BGP routing table entry for
[S][L2][I0x1][N[c1000][b11.11.11.11][s0000.0000.0001.00]][S[t0x0002][scafe:1:2:a11:801:/128]]/344
Local
    Received from IGP
    Link State:
    SRv6 Endpoint behavior:
    SRv6 Locator Endpoint :28 - End with USD    SRv6 flags :0    SRv6 Algorithm :0

R1#show bgp link-state link-state
[S][L2][I0x1][N[c1000][b11.11.11.11][s0000.0000.0001.00]][S[t0x0002][scafe:1:2:a11:1001:/128]]/344
BGP routing table entry for
[S][L2][I0x1][N[c1000][b11.11.11.11][s0000.0000.0001.00]][S[t0x0002][scafe:1:2:a11:1001:/128]]/344
Local
    Received from IGP
    Link State:
    SRv6 Endpoint behavior:
    SRv6 Locator Endpoint :3 - End with USP    SRv6 flags :0    SRv6 Algorithm :0

R1#
R1#show bgp link-state link-state
[S][L2][I0x1][N[c1000][b11.11.11.11][s0000.0000.0001.00]][S[t0x0002][scafe:1:2:a11:2001:/128]]/344
BGP routing table entry for
[S][L2][I0x1][N[c1000][b11.11.11.11][s0000.0000.0001.00]][S[t0x0002][scafe:1:2:a11:2001:/128]]/344
Local
    Received from IGP
    Link State:

```

SRv6 Endpoint behavior:

SRv6 Locator Endpoint :2 - End with PSP SRv6 flags :0 SRv6 Algorithm :0

R1#

R1#show segment-routing srv6 sid

SRv6 Segment ID table:

SID	Operation	Nexthop	Originator
cafe:1:2:a11:801::	END[usd]	::	nsm
cafe:1:2:a11:1001::	END[usp]	::	nsm
cafe:1:2:a11:2001::	END[psp]	::	nsm
cafe:1:2:a11:6001::	END.X[psp]	fe80::9a19:2cff:fea4:1c15isis	

R1#

R2

R2#show clns neighbors

Total number of L1 adjacencies: 0

Total number of L2 adjacencies: 1

Total number of adjacencies: 1

Tag 1: VRF : default

System Id	Interface	SNPA	State	Holdtime	Type	Protocol
0000.0000.0001	xe17	e8c5.7a09.bc87	Up	6	L2	IS-IS

R2#show isis database verbose

Tag 1: VRF : default

IS-IS Level-2 Link State Database:

LSPID	LSP Seq Num	LSP Checksum	LSP Holdtime	ATT/P/OL
0000.0000.0001.00-00	0x0000000B	0xEE51	1027	0/0/0
Area Address: 49.0001				
NLPID: 0x8E				
IPv6 Address: cafe:1:2::11				
Router ID: 11.11.11.11				
IPV6 Router ID: cafe:1:2::11				
Router Cap: 11.11.11.11				
SR-Algorithm:				
Algorithm: 0				
Maximum SID Depth:				
SRH maximum segments left : 4				
SRH maximum end pop : 4				
SRH maximum H.encaps : 4				
SRH maximum decapsulation sids : 4				
Unknown Sub-TLV type 25 length 2				
0000.0000.0001.03-00	0x00000001	0x8345	924	0/0/0
Metric: 0 IS-Extended 0000.0000.0001.00				
Metric: 0 IS-Extended 0000.0000.0002.00				
0000.0000.0002.00-00*	0x0000000E	0x0371	929	0/0/0
Area Address: 49.0001				
NLPID: 0x8E				
IPv6 Address: 2424::2				

```

Metric: 10          IS-Extended 0000.0000.0001.03
Maximum Link Bandwidth: 10g
Reservable Bandwidth: 10g
Unreserved Bandwidth:
  Unreserved Bandwidth at priority 0: 10g
  Unreserved Bandwidth at priority 1: 10g
  Unreserved Bandwidth at priority 2: 10g
  Unreserved Bandwidth at priority 3: 10g
  Unreserved Bandwidth at priority 4: 10g
  Unreserved Bandwidth at priority 5: 10g
  Unreserved Bandwidth at priority 6: 10g
  Unreserved Bandwidth at priority 7: 10g
TE-Default Metric: 10
IPv6 Interface Address: 2424::2
Metric: 10          IPv6 2424::/64

```

R2#

R3

```

R3#show bgp link-state link-state summary
BGP router identifier 123.1.1.2, local AS number 1000
BGP table version is 6
1 BGP AS-PATH entries
0 BGP community entries

```

Neighbor PfxRcd	V	AS	MsgRcv	MsgSen	TblVer	InQ	OutQ	Up/Down	State/
65::2 15	4	1000	103	45	6	0	0	00:17:25	

Total number of neighbors 1

Total number of Established sessions 1

R3#

```

R3#show bgp link-state link-state
BGP router identifier 123.1.1.2, local AS number 1000
Origin codes: i - IGP, e - EGP
Prefix codes: E link, V node, T IP reachable route, S SRv6 SID
               I Identifier N local node, R remote node, L link P prefix, S SID
               N local node, R remote node, L link, P prefix
               L1/L2 ISIS level-1/level-2, O OSPF, a area-ID,
               c confed-ID/ASN, b bgp-identifier, r router-ID, s SID,
               i if-address, n nbr-address, o OSPF Route-type,
               p IP-prefix, d designated router address, s ISO-ID
i [V] [L2] [I0x1] [N[c1000] [b11.11.11.11] [s0000.0000.0001.00]]/208
i [V] [L2] [I0x1] [N[c1000] [b11.11.11.11] [s0000.0000.0001.03]]/208
i [V] [L2] [I0x1] [N[c1000] [b11.11.11.11] [s0000.0000.0002.00]]/208
i
[E] [L2] [I0x1] [N[c1000] [b11.11.11.11] [s0000.0000.0001.00]] [R[c1000] [b11.11.11.11] [s0000.
0000.0001.03]]/264

```



```

i
[E][L2][I0x1][N[c1000][b11.11.11.11][s0000.0000.0001.03]][R[c1000][b11.11.11.11][s0000.0000.0001.00]]/264
i
[E][L2][I0x1][N[c1000][b11.11.11.11][s0000.0000.0001.03]][R[c1000][b11.11.11.11][s0000.0000.0002.00]]/264
i
[E][L2][I0x1][N[c1000][b11.11.11.11][s0000.0000.0002.00]][R[c1000][b11.11.11.11][s0000.0000.0001.03]]/264
i [T][L2][I0x1][N[c1000][b11.11.11.11][s0000.0000.0001.00]][P[t0x0002][p65::/64]]/280
i [T][L2][I0x1][N[c1000][b11.11.11.11][s0000.0000.0001.00]][P[t0x0002][p2424::/64]]/280
i [T][L2][I0x1][N[c1000][b11.11.11.11][s0000.0000.0001.00]][P[t0x0002][pcafe:1:2:a11::/64]]/280
i [T][L2][I0x1][N[c1000][b11.11.11.11][s0000.0000.0001.00]][P[t0x0002][pcafe:1:2::11/128]]/344
i [T][L2][I0x1][N[c1000][b11.11.11.11][s0000.0000.0002.00]][P[t0x0002][p2424::/64]]/280
i
[S][L2][I0x1][N[c1000][b11.11.11.11][s0000.0000.0001.00]][S[t0x0002][scafe:1:2:a11:801::/128]]/344
i
[S][L2][I0x1][N[c1000][b11.11.11.11][s0000.0000.0001.00]][S[t0x0002][scafe:1:2:a11:1001::/128]]/344
i
[S][L2][I0x1][N[c1000][b11.11.11.11][s0000.0000.0001.00]][S[t0x0002][scafe:1:2:a11:2001::/128]]/344
NLRIs, Total: 15, Node: 3, Link: 4, Prefix: 5, SRv6-SID: 3

```

```

R3#show bgp link-state link-state
[V][L2][I0x1][N[c1000][b11.11.11.11][s0000.0000.0001.00]]/208
BGP routing table entry for [V][L2][I0x1][N[c1000][b11.11.11.11][s0000.0000.0001.00]]/208
Local
  Received from 11.11.11.11
  Link State:
  ISIS area address:49.0001
  Aux Router ID: 11.11.11.11
  SR Algorithm: 0
  SR Flags: I:0 V:0
  SRv6 Capability is enabled - flags 0
  Node MSD
    SRH maximum segments left - 4
    SRH maximum end pop - 4
    SRH maximum H.encaps - 4
    SRH maximum decapsulation sids - 4
  Multi-Topology ID is (0) - Standard Topology
  Node flag bits: O:0 T:0 B:0 E:0
R3#

```

```

R3#show bgp link-state link-state
[E][L2][I0x1][N[c1000][b11.11.11.11][s0000.0000.0001.00]][R[c1000][b11.11.11.11][s0000.0000.0001.03]]/264
BGP routing table entry for
[E][L2][I0x1][N[c1000][b11.11.11.11][s0000.0000.0001.00]][R[c1000][b11.11.11.11][s0000.0000.0001.03]]/264
Local

```

```

Received from 11.11.11.11
Link State:
Local Router ID: 11.11.11.11, Local Ipv6 Router ID: cafe:1:2::11, Max link bw:
1250000000.00 ,
TE metric 10 , IGP metric 10 Link Delay-variation : 0 us
Link Loss : 0.000000%, Anomalous : 0
Link Residual Bandwidth: 0k
Link Available Bandwidth: 0k
Link Utilized Bandwidth: 0k
SRv6 Lan End.X
SRv6 Lan End.X Endpoint behavior value: 6 - End.X with PSP
SRv6 Lan End.X Endpoint Flags: 0
SRv6 Lan End.X Endpoint Algorithm: 0
SRv6 Lan End.X Endpoint Weight: 0
SRv6 Lan End.X Endpoint neighbor_id: 0000.0000.0002
SRv6 Lan End.X SRv6 SID: cafe:1:2:a11:6001::

R3#
R3#show bgp link-state link-state
[T][L2][I0x1][N[c1000][b11.11.11.11][s0000.0000.0001.00]][P[t0x0002][p65::/64]]/280
BGP routing table entry for
[T][L2][I0x1][N[c1000][b11.11.11.11][s0000.0000.0001.00]][P[t0x0002][p65::/64]]/280
Local
Received from 11.11.11.11
Link State:
Metric: 10

R3#
R3#show bgp link-state link-state
[S][L2][I0x1][N[c1000][b11.11.11.11][s0000.0000.0001.00]][S[t0x0002][scafe:1:2:a11:801:
:/128]]/344
BGP routing table entry for
[S][L2][I0x1][N[c1000][b11.11.11.11][s0000.0000.0001.00]][S[t0x0002][scafe:1:2:a11:801:
:/128]]/344
Local
Received from 11.11.11.11
Link State:
SRv6 Endpoint behavior:
SRv6 Locator Endpoint :28 - End with USD SRv6 flags :0 SRv6 Algorithm :0

R3#
R3#show bgp link-state link-state sho
R3#show bgp link-state link-state sho bg
R3#show bgp link-state link-state
[S][L2][I0x1][N[c1000][b11.11.11.11][s0000.0000.0001.00]][S[t0x0002][scafe:1:2:a11:1001
:/128]]/344
BGP routing table entry for
[S][L2][I0x1][N[c1000][b11.11.11.11][s0000.0000.0001.00]][S[t0x0002][scafe:1:2:a11:1001
:/128]]/344
Local
Received from 11.11.11.11
Link State:
SRv6 Endpoint behavior:
SRv6 Locator Endpoint :3 - End with USP SRv6 flags :0 SRv6 Algorithm :0

```

```
R3#show bgp link-state link-state
[S][L2][I0x1][N[c1000][b11.11.11.11][s0000.0000.0001.00]][S[t0x0002][scafe:1:2:a11:2001
::/128]]/344
BGP routing table entry for
[S][L2][I0x1][N[c1000][b11.11.11.11][s0000.0000.0001.00]][S[t0x0002][scafe:1:2:a11:2001
::/128]]/344
Local
  Received from 11.11.11.11
  Link State:
  SRv6 Endpoint behavior:
  SRv6 Locator Endpoint :2 - End with PSP      SRv6 flags :0      SRv6 Algorithm :0
R3#
```

CHAPTER 19 BGP On-Demand Next Hop and Auto Steering

This chapter contains configurations of BGP on-demand next hop (ODN) and auto steering with segment routing.

SR Policy is identified by three main components which are: Headend, Endpoint and Color.

When redistributing routing information across domains, provisioning of multi-domain services (Layer 2 VPN and Layer 3 VPN) has its own complexity and scalability issues.

Segment Routing On-Demand Next Hop (ODN) or SR TE auto steering triggers delegation of computation of an end-to-end LSP using dynamic computation (isis/ospf/pcep) including constraints and policies without doing any redistribution. It then installs the reapplied multi-domain LSP for the duration of the service into the local forwarding information base (FIB).

Coloring plays very important role in automated steering solution. Color information is exchanged by BGP extended community attribute (sub tlv) and BGP tunnel encapsulation attribute in the VPN route UPDATE messages. Egress PE node colors the service routes (VPN routes), advertises to ingress PE with colors that signifies SRTE SLA requirement. Ingress node uses this color to match SR policy, once node identifies SR policy by matching color, it automatically steers traffic onto the SR policy. This is called Automated Steering.

Topology

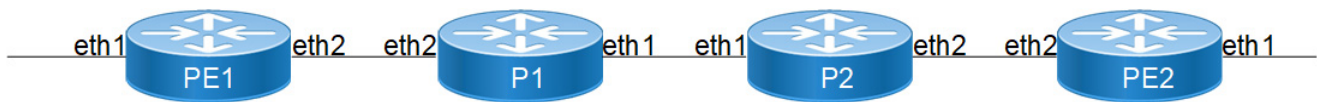


Figure 19-20: BGP On-Demand Next Hop (ODN) and Auto Steering

Configuring

Configuring and bring up BGP On-demand next hop and auto steering with Segment-routing on PE1 (Ingress) and PE2 (Egress) nodes.

Note: Segment routing ODN template must be configured before receiving FTN update in NSM.

Ingress PE1

Create VRF

P1#configure terminal	Enter configure mode
P1(config)#interface ce51	Enter interface mode
P1(config-if)# ipv6 address 5001::2/64	Configure the IPv6 address of the interface
P1(config-if)# ipv6 router isis 1	Make the interface part of the router ISIS 1 instance
P1(config)#interface ce50	Enter interface mode
P1(config-if)# ipv6 address 3001::1/64	Configure the IP address of the interface
P1(config-if)# ipv6 router isis 1	Make the interface part of the router ISIS 1 instance
P1(config-if)#exit	Exit interface mode

Access Interface Configuration

PE1(config)# interface eth1	Enter the interface mode for eth1
PE1(config-if)# ip vrf forwarding vrf1	Bind the VRF instance to the interface
PE1(config-if)# ip address 101.1.1.1/24	Configure IPv4 address
PE1(config-if)# label-switching	Commit interface configurations
PE1(config-if)# exit	Exit interface mode

Configuring Segment-Routing ODN Template

PE1#configure terminal	Enter configure mode
PE1(config)#segment-routing	Enter the Segment Routing mode
PE1(config-sr)#traffic-engineering	Enter traffic-engineering mode
PE1(config-sr-te)#on-demand-nexthop 1001	Configure SRODN template
PE1(config-sr-odn)#candidate-path 1	Enter candidate path mode
PE1(config-sr-odn-cp)#dynamic-path ospf 100	Configure dynamic path OSPF
PE1(config-sr-odn-cp)#exit-odn-cp	Exit candidate-path mode
PE1(config-sr-odn)#exit-sr-odn	Exit ODN template mode
PE1(config-sr-te)#exit-te	Exit from traffic-engineering mode
PE1(config-sr)#commit	Commit SR configuration
PE1(config-sr)#exit	Exit from Segment-routing mode

Configuring BGP and Redistribute Connected VRF

PE1(config)#router bgp 100	Enter Router BGP mode
PE1(config-router)#bgp router-id 1.1.1.1	Configure BGP router-id
PE1(config-router)#neighbor 4.4.4.4 remote-as 100	Configuring PE2 as iBGP neighbor using it's loopback ip
PE1(config-router)# neighbor 4.4.4.4 update-source lo	Source of routing updates as loopback
PE1(config-router)#address-family vpnv4 unicast	Enter VPNv4 Address family mod
PE1(config-router-af)# neighbor 4.4.4.4 activate	Enabling VPNv4 Address family for neighbor
PE1(config-router-af)# exit-address-family	Exit Address-family mode
PE1(config-router)#address-family ipv4 vrf vrf1	Configure VRF address family
PE1(config-router-af)# redistribute connected	Redistribute connected router
PE1(config-router-af)# exit-address-family	Exit VRF address family
PE1(config-router)# commit	Commit BGP configurations
PE1(config-router)# exit	Exit form Router BGP mode and return to config mode

Egress PE2

Configure VRF

PE2#configure terminal	Enter configure mode
PE2(config)#ip vrf vrf1	Create new vrf name vrf1
PE2(config-vrf)#rd 100:100	Assign the route distinguisher (RD) value as 100:100
PE2(config-vrf)#route-target both 101:101	Import routes between route target (RT) ext-communities 101 and 101
PE2(config-vrf)#commit	Commit vrf configuration
PE2(config)#exit	Exit form vrf mode

Access Interface Configuration

PE2(config)# interface eth1	Enter the interface mode for eth1
PE2(config-if)# ip vrf forwarding vrf1	Bind the VRF instance to the interface
PE2(config-if)# ip address 101.1.1.1/24	Configure IPv4 address
PE2(config-if)# label-switching	Commit interface configurations
PE2(config-if)# exit	Exit interface mode

Configuring Set Extcommunity Color Under Route-Map

PE2#configure terminal	Enter configure mode
PE2(config)#route-map pfp1 permit 10	Create route-map
PE2(config-route-map)# set extcommunity color 1001	Configure set extcommunity color to route-map
PE2(config-route-map)# commit	Commit the route-map configurations
PE2(config-route-map)# exit	Exit from route-map and return to configuration mode

Configuring BGP and Redistribute Connected VRF

PE2(config)#router bgp 100	Enter Router BGP mode
PE2(config-router)#bgp router-id 4.4.4.4	Configure BGP router-id
PE2(config-router)#neighbor 1.1.1.1 remote-as 100	Configuring PE2 as iBGP neighbor using it's loopback ip
PE2(config-router)# neighbor 1.1.1.1 update-source lo	Source of routing updates as loopback
PE2(config-router)#address-family vpnv4 unicast	Enter VPNv4 Address family mod
PE2(config-router-af)# neighbor 1.1.1.1 activate	Enabling VPNv4 Address family for neighbor
PE2(config-router-af)# exit-address-family	Exit Address-family mode
PE2(config-router)#address-family ipv4 vrf vrf1	Configure VRF address family
PE2(config-router-af)# redistribute connected route-map pfp1	Redistribute connected router
PE2(config-router-af)# exit-address-family	Exit VRF address family

PE2 (config-router)# commit	Commit BGP configurations
PE2 (config-router)# exit	Exit form Router BGP mode and return to config mode

Validation 1

```

PE1#show segment-routing policy
Policy-Name                               Color      End-point   State      Forwarding-Info
policy_odn_1_1001_1.1.1.1                1001       1.1.1.1     UP         18001/po36
PE1#show segment-routing policy detail
Policy-Name: policy_odn_1_1001_1.1.1.1    Color 1001  End-point 1.1.1.1    Tunnel-ID: 1
Admin-Status: UP      Oper-Status: UP for 00:01:53
State Transition Count: 1
CSPF Retry Limit: 100  CSPF Retry Interval: 10
ODN-Policy: True
Binding SID :
BSID: 0
Alloc mode: Dynamic
Oper State: Programmed

CP ID: 1, Active
Preference: 100   Path Type: Dynamic(ospf)   CP Origin: Local
CP state: Valid
Segment List:
Total no. of segments: 1
Segment0[LABEL]: Label :18001
Out-if: po36      Out-label-stack: 18001
Attributes:
Configured:
Affinity:
Metric-type: TE
IP Constraints:
PE1#show mpls vrf-forwarding-table
Codes: > - installed FTN, * - selected FTN, p - stale FTN, ! - using backup, B - BGP FTN
(m) - Service mapped over multipath transport
(e) - Service mapped over LDP ECMP
Code  FEC          FTN-ID  Nhlfe-ID  Pri  LSP-Type  Out-Label  Out-Intf  Nexthop
B>   101.1.1.0/24  1       111       Yes  LSP_DEFAULT  29504      -         1.1.1.1
PE1#show mpls vrf-table
Output for IPv4 VRF table with id: 2
Primary FTN entry with FEC: 101.1.1.0/24, id: 1, row status: Active, Tunnel-Policy: N/A
Owner: BGP, distance: 0, Action-type: Redirect to Tunnel, Exp-bits: 0x0, Incoming DSCP: none
Transport Tunnel id: 1, Protected LSP id: 0, QoS Resource id: 0, Description: N/A, BGP Color: 1001, Color: 1001
Cross connect ix: 42, in intf: - in label: 0 out-segment ix: 111
Owner: BGP, Persistent: No, Admin Status: Up, Oper Status: Up
Out-segment with ix: 111, owner: BGP, Stale: NO, BGP out intf: po36, transport out intf: po36, out label: 29504
Nexthop addr: 1.1.1.1   cross connect ix: 42, op code: Push and Lookup
PE1#show ip bgp vpnv4 all summary
BGP router identifier 65.1.1.1, local AS number 100
BGP table version is 2
1 BGP AS-PATH entries
0 BGP community entries

Neighbor          V  AS  MsgRcv  MsgSen  TblVer  InQ  OutQ  Up/Down  State/PfxRcd
1.1.1.1           4  100  321    318     2     0     0  00:02:20  1
Total number of neighbors 1
Total number of Established sessions 1
PE1#show ip bgp vpnv4 all
Status codes: s suppressed, d damped, h history, a add-path, * valid, > best, i - internal, l - labeled
S Stale
Origin codes: i - IGP, e - EGP, ? - incomplete
Network          Next Hop          Metric      LocPrf      Weight Path
Route Distinguisher: 101:101 (Default for VRF vrf1)
*>i 101.1.1.0/24  1.1.1.1          0           100         0  ?
*> l 201.1.1.0    0.0.0.0          0           100        32768  ?
Announced routes count = 1
Accepted routes count = 1
Route Distinguisher: 101:101

```

```
*>i 101.1.1.0/24 1.1.1.1 0 100 0 ?
Announced routes count = 0
Accepted routes count = 1
PE1#
```

Validation 2

```
PE2#show mpls vrf-forwarding-table
```

```
Codes: > - installed FTN, * - selected FTN, p - stale FTN, ! - using backup, B - BGP FTN
```

```
(m) - Service mapped over multipath transport
```

```
(e) - Service mapped over LDP ECMP
```

Code	FEC	FTN-ID	Nhlfe-ID	Pri	LSP-Type	Out-Label	Out-Intf	Nexthop
B>	201.1.1.0/24	1	217	Yes	LSP_DEFAULT	29440	-	6.6.6.6

```
PE2#show mpls vrf-table
```

```
Output for IPv4 VRF table with id: 2
```

```
Primary FTN entry with FEC: 201.1.1.0/24, id: 1, row status: Active, Tunnel-Policy: N/A
```

```
Owner: BGP, distance: 0, Action-type: Redirect to Tunnel, Exp-bits: 0x0, Incoming DSCP: none
```

```
Transport Tunnel id: 0, Protected LSP id: 0, QoS Resource id: 0, Description: N/A, BGP Color: 0, Color: 0
```

```
Cross connect ix: 51, in intf: - in label: 0 out-segment ix: 217
```

```
Owner: BGP, Persistent: No, Admin Status: Up, Oper Status: Up
```

```
Out-segment with ix: 217, owner: BGP, Stale: NO, BGP out intf: pol2, transport out intf: pol2, out label: 29440
```

```
Nexthop addr: 6.6.6.6 cross connect ix: 51, op code: Push and Lookup
```

```
PE2#show ip bgp vpv4 all
```

```
Status codes: s suppressed, d damped, h history, a add-path, * valid, > best, i - internal, l - labeled
```

```
S Stale
```

```
Origin codes: i - IGP, e - EGP, ? - incomplete
```

Network	Next Hop	Metric	LocPrf	Weight	Path
---------	----------	--------	--------	--------	------

```
Route Distinguisher: 101:101 (Default for VRF vrf1)
```

```
*> 1 101.1.1.0/24 0.0.0.0 0 100 32768 ?
```

```
*>i 201.1.1.0 6.6.6.6 0 100 0 ?
```

```
Announced routes count = 1
```

```
Accepted routes count = 1
```

```
Route Distinguisher: 101:101
```

```
*>i 201.1.1.0 6.6.6.6 0 100 0 ?
```

```
Announced routes count = 0
```

```
Accepted routes count = 1
```

```
PE2#show ip bgp vpv4 all summary
```

```
BGP router identifier 1.1.1.1, local AS number 100
```

```
BGP table version is 4
```

```
1 BGP AS-PATH entries
```

```
0 BGP community entries
```

Neighbor	V	AS	MsgRcv	MsgSen	TblVer	InQ	OutQ	Up/Down	State/PfxRcd
6.6.6.6	4	100	313	312	4	0	0	00:05:04	1

```
Total number of neighbors 1
```

```
Total number of Established sessions 1
```

```
PE2#
```


CHAPTER 20 Operations, Administration and Maintenance (OAM) over SRv6

This chapter contains configurations of OAM with SRv6.

IPv6 OAM operations can be performed for any SRv6 SID whose behavior allows Upper-Layer header processing for an applicable OAM payload (e.g., ICMPv6, UDP).

Ping

Ping to an SRv6 SID is used to verify that the SID is reachable and is locally programmed at the target node.

Traceroute

Traceroute to a SRv6 SID is used for hop-by-hop fault localization as well as path tracing to a SID.

IPv6 OAM operations can be performed with the target SID in the IPv6 destination address without an SRH or with an SRH where the target SID is the last segment. In general, OAM operations to a target SID may not exercise all of its processing depending on its behavior definition.

This document only illustrates ICMPv6-based ping and UDP-based traceroute to an SRv6 SID.

For example, ping to an End.X SID only validates the SID is locally programmed at the target node and does not validate switching to the correct outgoing interface.

Topology



Figure 20-21: OAM over SRv6 Topology

Configuration

PE1

PE1#configure terminal	Enter configure mode.
PE2(config)#bfd interval 3 minrx 3 multiplier 3	Configure bfd interval 3 min 3 multiplier 3
PE1(config)#bfd multihop-peer cafe:1:2::11 interval 250 minrx 250 multiplier 250	Configure bfd multihop peer interval 250 min 250 multiplier 250
PE1(config)#commit	Commit the candidate configuration to the running configuration
PE1(config)#tunnel-policy policy0	Configure tunnel policy
PE1(config-tnl-policy)# color 1	Configure color code
PE1(config-tnl-policy)# tunnel-type srv6	Configure tunnel type as srv6
PE1(config-tnl-policy)#exit	Exit from tunnel policy
PE1(config)#ip vrf vrf103	Configure ip vrf vrf name
PE1(config-vrf)# tunnel-select-policy policy0	tunnel-policy to be mapped

PE1(config-vrf)# rd 10:103	Configure route distinguisher value
PE1(config-vrf)# route-target both 10:103	Configure route-target import and export
PE1(config-vrf)#exit	Exit from vrf mode
PE1(config)#segment-routing	Enable Segment Routing
PE1(config-sr)#srv6	Segment-Routing over IPv6 Data-Plane
PE1(config-srv6)#locators	Configure SRv6 locators
PE1(config-srv6-loc)#locator SR7029	Configure SRv6 locator name
PE1(config-srv6-loc-conf)#prefix cafe:1:2:a11::/64	Configure prefix for locator
PE1(config-srv6-loc-conf)#exit-locator	Exit from locator
PE1(config-srv6-loc)#exit-locators	Exit from locators
PE1(config-srv6)# exit-srv6	Exit from srv6 mode
PE1(config-sr)#traffic-engineering	Configure Segment Routing traffic engineering
PE1(config-sr-te)#segment-list PE1-PE2	Segment List configuration
PE1(config-sr-sl)#index 1 segment-type-2 cafe:1:2:a22:2001::	Specify the entry index Segment-descriptor type: SRv6 Prefix
PE1(config-sr-sl)#exit-sr-sl	Exit from segment list
PE1(config-sr-te)#policy P1	Configure policy policy name
PE1(config-sr-pol)#color 1 end-point cafe:1:2::22	SR Policy color value policy end point ipv6 address
PE1(config-sr-pol)#candidate-path 1	Configure policy candidate path value
PE1(config-sr-pol-cp)#explicit segment-list PE1-PE2	Configure explicit candidate path segment list with name of the SID list
PE1(config-sr-pol-cp)#exit-pol-cp	Exit from policy
PE1(config-sr-te)#exit-te	Exit from traffic engineer
PE1(config-sr)#exit	Exit from segment routing
PE1(config)#commit	Commit the candidate configuration to the running configuration
PE1(config)#interface lo	Enter the interface mode
PE1(config-if)#ip address 29.29.29.29/32 secondary	Assign the ipv4 address
PE1(config-if)#ipv6 address cafe:1:2::11/128	Assign the ipv6 address
PE1(config-if)# ipv6 router ospf area 0.0.0.0 tag 100 instance-id 0	Configure ospf area as 0 tag is 100 and instance id as 0
PE1(config-if)#exit	Exit from interface mode
PE1(config)#commit	Commit the candidate configuration to the running configuration
PE1(config)#interface ce1.4001	Enter the sub-interface mode
PE1(config-if)# encapsulation dot1q 4001	Enable encapsulate dot1q vlan id
PE1(config-if)# ip vrf forwarding vrf103	Enable vrf forwarding vrf name
PE1(config-if)# ip address 103.21.1.1/24	Assign the ip address
PE1(config-if)#exit	Exit from interface mode
PE1(config)#commit	Commit the candidate configuration to the running configuration

PE1(config)#interface ce15	Enter the interface mode
PE1(config-if)# load-interval 30	Enable load interval
PE1(config-if)# ipv6 address 1000::1/64	Assign the ipv6 address
PE1(config-if)# mtu 9216	Set the mtu size
PE1(config-if)# ipv6 nd suppress-ra	Enable ipv6 suppress ra
PE1(config-if)# ipv6 ospf network point-to-point instance-id 0	Configure ip ospf network as point to point
PE1(config-if)# ipv6 router ospf area 0.0.0.0 tag 100 instance-id 0	Configure ospf area as 0 tag 100 and instance id as 0
PE1(config-if)#exit	Exit from interface mode
PE1(config)#commit	Commit the candidate configuration to the running configuration
PE1(config)#router ipv6 ospf 100	Configure ospf instance
PE1(config-router)# router-id 29.29.29.29	Configure ospf router id
PE1(config-router)# bfd all-interfaces	Enable bfd all interfaces
PE1(config-router)# segment-routing srv6	Enable segment routing srv6
PE1(config-router-srv6)# srv6-locator SR7029	Configure srv6 locator name
PE1(config-router-srv6)# exit-srv6	Exit from srv6
PE1(config-router)#exit	Exit from router ospf mode
PE1(config)#commit	Commit the candidate configuration to the running configuration
PE1(config)#router bgp 65010	Configure bgp instance
PE1(config-router)# bgp router-id 29.29.29.29	Configure bgp router id
PE1(config-router)# neighbor cafe:1:2::22 remote-as 65010	Configure neighbor remote as 65010
PE1(config-router)# neighbor cafe:1:2::22 update-source lo	Configure neighbor update loopback
PE1(config-router)# address-family vpnv4 unicast	Configure address family vpnv4 unicast
PE1(config-router-af)# segment-routing srv6	Enable segment routing srv6
PE1(config-router-vpnv4-srv6)# srv6-locator SR7029	Enable srv6 locator name
PE1(config-router-vpnv4-srv6)# exit-srv6	Exit from srv6
PE1(config-router-af)# neighbor cafe:1:2::22 activate	Activate the ipv6 neighbor
PE1(config-router-af)# neighbor cafe:1:2::22 capability extended-next-hop-encode	Configure neighbor ipv6 address capability extended next hop encode
PE1(config-router-af)# exit-address-family	Exit from address family
PE1(config-router)# address-family ipv4 vrf vrf103	Enter address family ipv4 vrf vrf name
PE1(config-router-af)# redistribute connected	Configure redistribute connected
PE1(config-router-af)# segment-routing srv6	Configure segment routing srv6

PE1(config-router-vrfv4-srv6)# sid-alloc per-vrf	Configure sid per vrf
PE1(config-router-vrfv4-srv6)# exit-srv6	Exit from srv6
PE1(config-router-af)# exit-address-family	Exit from address family
PE1(config-router)#exit	Exit from bgp instance
PE1(config)#commit	Commit the candidate configuration to the running configuration

P

P#configure terminal	Enter configure mode.
P(config)#bfd interval 3 minrx 3 multiplier 3	Configure bfd interval 3 min 3 multiplier 3
P(config)#bfd multihop-peer cafe:1:2::33 interval 250 minrx 250 multiplier 250	Configure bfd multihop peer interval 250 min 250 multiplier 250
P(config)#commit	Commit the candidate configuration to the running configuration
P(config)#segment-routing	Enable Segment Routing
P(config-sr)#srv6	Segment-Routing over IPv6 Data-Plane
P(config-srv6)#locators	Configure SRv6 locators
P(config-srv6-loc)#locator SR7030	Configure SRv6 locator name
P(config-srv6-loc-conf)#prefix cafe:1:2:33::/64	Configure prefix for locator
P(config-srv6-loc-conf)#exit-locator	Exit from locator
P(config-srv6-loc)#exit-locators	Exit from locators
P(config-srv6)#exit-srv6	Exit from srv6 mode
P(config-sr)#exit	Exit from segment routing mode
P(config)#commit	Commit the candidate configuration to the running configuration
P(config)#interface lo	Enter the interface mode
P(config-if)#ip address 30.30.30.30/32 secondary	Assign the ipv4 address
P(config-if)#ipv6 address cafe:1:2::33/128	Assign the ipv6 address
P(config-if)# ipv6 router ospf area 0.0.0.0 tag 100 instance-id 0	Configure ospf area as 0 tag is 100 and instance id as 0
P(config-if)#exit	Exit from interface mode
P(config)#commit	Commit the candidate configuration to the running configuration
P(config)#interface ce4	Enter the interface mode
P(config-if)# load-interval 30	Enable load interval
P(config-if)# ipv6 address 2000::2/64	Assign the ipv6 address
P(config-if)# mtu 9216	Set the mtu size
P(config-if)# ipv6 nd suppress-ra	Enable ipv6 supress ra
P(config-if)# ipv6 ospf network point-to-point instance-id 0	Configure ip ospf network as point to point

P(config-if)# ipv6 router ospf area 0.0.0.0 tag 100 instance-id 0	Configure ospf area as 0 tag 100 and instance id as 0
P(config-if)#exit	Exit from interface mode
P(config)#commit	Commit the candidate configuration to the running configuration
P(config)#interface ce5	Enter the interface mode
P(config-if)# load-interval 30	Enable load interval
P(config-if)# ipv6 address 1000::2/64	Assign the ipv6 address
P(config-if)# mtu 9216	Set the mtu size
P(config-if)# ipv6 nd suppress-ra	Enable ipv6 suppress ra
P(config-if)# ipv6 ospf network point-to-point instance-id 0	Configure ip ospf network as point to point
P(config-if)# ipv6 router ospf area 0.0.0.0 tag 100 instance-id 0	Configure ospf area as 0 tag 100 and instance id as 0
P(config-if)#exit	Exit from interface mode
P(config)#commit	Commit the candidate configuration to the running configuration
P(config)#router ipv6 ospf 100	Configure ospf instance
P(config-router)# router-id 30.30.30.30	Configure ospf router id
P(config-router)# bfd all-interfaces	Enable bfd all interfaces
P(config-router)# segment-routing srv6	Enable segment routing srv6
P(config-router-srv6)# srv6-locator SR7030	Configure srv6 locator name
P(config-router-srv6)# exit-srv6	Exit from srv6

PE2

PE2#configure terminal	Enter configure mode.
PE2(config)#tunnel-policy policy0	Configure tunnel policy
PE2(config-tnl-policy)# color 1	Configure color code
PE2(config-tnl-policy)# tunnel-type srv6	Configure tunnel type as srv6
PE2(config-tnl-policy)#exit	Exit from tunnel policy
PE2(config)#ip vrf vrf103	Configure ip vrf vrf name
PE2(config-vrf)# tunnel-select-policy policy0	tunnel-policy to be mapped
PE2(config-vrf)# rd 10:103	Configure route distinguisher value
PE2(config-vrf)# route-target both 10:103	Configure route-target import and export
PE2(config-vrf)#exit	Exit from vrf mode
PE2(config)#commit	Commit the candidate configuration to the running configuration
PE2(config)#bfd interval 3 minrx 3 multiplier 3	Configure bfd interval 3 min 3 multiplier 3
PE2(config)#bfd multihop-peer cafe:1:2::11 interval 250 minrx 250 multiplier 250	Configure bfd multihop peer interval 250 min 250 multiplier 250
PE2(config)#commit	Commit the candidate configuration to the running configuration

PE2 (config) #segment-routing	Enable Segment Routing
PE2 (config-sr) #srv6	Segment-Routing over IPv6 Data-Plane
PE2 (config-srv6) #locators	Configure SRv6 locators
PE2 (config-srv6-loc) #locator SR7028	Configure SRv6 locator name
PE2 (config-srv6-loc-conf) #prefix cafe:1:2:a22::/64	Configure prefix for locator
PE2 (config-srv6-loc-conf) #exit-locator	Exit from locator
PE2 (config-srv6-loc) #exit-locators	Exit from locators
PE2 (config-srv6) #exit-srv6	Exit from srv6 mode
PE2 (config-sr) #traffic-engineering	Configure Segment Routing traffic engineering
PE2 (config-sr-te) #segment-list PE1-PE2	Segment List configuration
PE2 (config-sr-sl) #index 1 segment-type-2 cafe:1:2:a11:2001::	Specify the entry index Segment-descriptor type SRv6 Prefix
PE2 (config-sr-sl) #exit-sr-sl	Exit from segment list
PE2 (config-sr-te) # policy P1	Configure policy policy name
PE2 (config-sr-pol) #color 1 end-point cafe:1:2::11	SR Policy color value policy end point ipv6 address
PE2 (config-sr-pol) #candidate-path 1	Configure policy candidate path value
PE2 (config-sr-pol-cp) #explicit segment-list PE1-PE2	Configure explicit candidate path segment list with name of the SID list
PE2 (config-sr-pol-cp) #exit-pol-cp	Exit from candidate path
PE2 (config-sr-pol) #exit-sr-pol	Exit from policy
PE2 (config-sr-te) #exit-te	Exit from traffic engineer
PE2 (config-sr) #exit	Exit from segment routing
PE2 (config) #commit	Commit the candidate configuration to the running configuration
PE2 (config) #interface lo	Enter the interface mode
PE2 (config-if) #ip address 28.28.28.28/32 secondary	Assign the ipv4 address
PE2 (config-if) #ipv6 address cafe:1:2::22/128	Assign the ipv6 address
PE2 (config-if) #ipv6 router ospf area 0.0.0.0 tag 100 instance-id 0	Configure ospf area as 0 tag is 100 and instance id as 0
PE2 (config-if) #exit	Exit from interface mode
PE2 (config) #commit	Commit the candidate configuration to the running configuration
PE2 (config) #interface ce4	Enter the interface mode
PE2 (config-if) # load-interval 30	Enable load interval
PE2 (config-if) # ipv6 address 2000::1/64	Assign the ipv6 address
PE2 (config-if) # mtu 9216	Set the mtu size
PE2 (config-if) # ipv6 nd suppress-ra	Enable ipv6 supress ra
PE2 (config-if) # ipv6 ospf network point-to- point instance-id 0	Configure ip ospf network as point to point
PE2 (config-if) # ipv6 router ospf area 0.0.0.0 tag 100 instance-id 0	Configure ospf area as 0 tag 100 and instance id as 0

PE2(config-if)#exit	Exit from interface mode
PE2(config)#commit	Commit the candidate configuration to the running configuration
PE2(config)#interface ce14.4001	Enter the subinterface mode
PE2(config-if)# encapsulation dot1q 4001	Enable the encapsulate dot 1q vlan id
PE2(config-if)# ip vrf forwarding vrf103	Enable vrf forwarding vrf name
PE2(config-if)# ip address 103.22.1.1/24	Assign the ip address
PE2(config-if)#exit	Exit from interface mode
PE2(config)#commit	Commit the candidate configuration to the running configuration
PE2(config)#router ipv6 ospf 100	Configure ospf instance
PE2(config-router)# router-id 28.28.28.28	Configure ospf router id
PE2(config-router)# bfd all-interfaces	Enable bfd all interfaces
PE2(config-router)# segment-routing srv6	Enable segment routing srv6
PE2(config-router-srv6)# srv6-locator SR7028	Configure srv6 locator name
PE2(config-router-srv6)# exit-srv6	Exit from srv6
PE2(config-router)#exit	Exit from router ospf mode
PE2(config)#commit	Commit the candidate configuration to the running configuration
PE2(config)#router bgp 65010	Configure bgp instance
PE2(config-router)# bgp router-id 28.28.28.28	Configure bgp router id
PE2(config-router)# neighbor cafe:1:2::11 remote-as 65010	Configure neighbor remote as 65010
PE2(config-router)# neighbor cafe:1:2::11 update-source lo	Configure neighbor update loopback
PE2(config-router)# address-family vpnv4 unicast	Configure address family vpnv4 unicast
PE2(config-router-af)# segment-routing srv6	Enable segment routing srv6
PE2(config-router-vpnv4-srv6)# srv6-locator SR7028	Enable srv6 locator name
PE2(config-router-vpnv4-srv6)# exit-srv6	Exit from srv6
PE2(config-router-af)# neighbor cafe:1:2::11 activate	Activate the ipv6 neighbor
PE2(config-router-af)# neighbor cafe:1:2::11 capability extended-next-hop encode	Configure neighbor ipv6 address capability extended next hop encode
PE2(config-router-af)# exit-address-family	Exit from address family
PE2(config-router)# address-family ipv4 vrf vrf103	Enter address family ipv4 vrf vrf name
PE2(config-router-af)# redistribute connected	Configure redistribute connected
PE2(config-router-af)# segment-routing srv6	Configure segment routing srv6
PE2(config-router-vrfv4-srv6)# sid-alloc per-vrf	Configure sid per vrf
PE2(config-router-vrfv4-srv6)# exit-srv6	Exit from srv6

PE2(config-router-af)# exit-address-family	Exit from address family
PE2(config-router)#exit	Exit from bgp instance
PE2(config)#commit	Commit the candidate configuration to the running configuration
PE2(config)#end	End from config mode

Validation

```
PE1#show ipv6 ospf neighbor
```

```
Total number of full neighbors: 1
```

```
OSPFv3 Process (100)
```

```
Neighbor ID      Pri   State                Dead Time   Interface   Instance ID
30.30.30.30      1     Full/ -              00:00:30   ce15        0
```

```
PE1#
```

```
PE1#sh ipv6 ospf database locator
```

```
OSPFv3 Router with ID (29.29.29.29) (Process 100)
```

```
Locator-LSA (Area 0.0.0.0)
```

```
LS age: 712
```

```
LS Type: Locator LSA
```

```
Link State ID: 0.0.39.163
```

```
Advertising Router: 28.28.28.28
```

```
LS Seq Number: 0x80000001
```

```
Checksum: 0xA9F0
```

```
Length: 120
```

```
Locator-TLV (Length:96):
```

```
Route type:0   Algorithm:0
```

```
Flags:0       Metric:0
```

```
Prefix: cafe:1:2:a22::/64
```

```
SRv6 END Sub TLV (Length:20):
```

```
Flags:0       Reserved:0
```

```
END SID: cafe:1:2:a22:2001::
```

```
End-point behaviour: End with PSP (2)
```

```
SRv6 END Sub TLV (Length:20):
```

```
Flags:0       Reserved:0
```

```
END SID: cafe:1:2:a22:1001::
```

```
End-point behaviour: End with USP (3)
```

```
SRv6 END Sub TLV (Length:20):
```

```
Flags:0       Reserved:0
```

```
END SID: cafe:1:2:a22:801::
```

```
End-point behaviour: End with USD (28)
```


LS age: 748
LS Type: Locator LSA
Link State ID: 0.0.39.77
Advertising Router: 29.29.29.29
LS Seq Number: 0x80000001
Checksum: 0x73BD
Length: 120

Locator-TLV (Length:96):
Route type:0 Algorithm:0
Flags:0 Metric:0
Prefix: cafe:1:2:all::/64

SRv6 END Sub TLV (Length:20):
Flags:0 Reserved:0
END SID: cafe:1:2:all:2001::
End-point behaviour: End with PSP (2)

SRv6 END Sub TLV (Length:20):
Flags:0 Reserved:0
END SID: cafe:1:2:all:1001::
End-point behaviour: End with USP (3)

SRv6 END Sub TLV (Length:20):
Flags:0 Reserved:0
END SID: cafe:1:2:all:801::
End-point behaviour: End with USD (28)

LS age: 344
LS Type: Locator LSA
Link State ID: 0.0.39.163
Advertising Router: 30.30.30.30
LS Seq Number: 0x80000007
Checksum: 0xE788
Length: 120

Locator-TLV (Length:96):
Route type:0 Algorithm:0
Flags:0 Metric:0
Prefix: cafe:1:2:33::/64

SRv6 END Sub TLV (Length:20):
Flags:0 Reserved:0
END SID: cafe:1:2:33:2001::
End-point behaviour: End with PSP (2)

```
SRv6 END Sub TLV (Length:20):
  Flags:0      Reserved:0
  END SID: cafe:1:2:33:1001::
  End-point behaviour: End with USP (3)
```

```
SRv6 END Sub TLV (Length:20):
  Flags:0      Reserved:0
  END SID: cafe:1:2:33:801::
  End-point behaviour: End with USD (28)
```

```
LS age: 344
LS Type: Locator LSA
Link State ID: 0.0.39.167
Advertising Router: 30.30.30.30
LS Seq Number: 0x80000007
Checksum: 0xBFAC
Length: 120
```

```
Locator-TLV (Length:96):
  Route type:0   Algorithm:0
  Flags:0       Metric:0
  Prefix: cafe:1:2:33::/64
```

```
SRv6 END Sub TLV (Length:20):
  Flags:0      Reserved:0
  END SID: cafe:1:2:33:2001::
  End-point behaviour: End with PSP (2)
```

```
SRv6 END Sub TLV (Length:20):
  Flags:0      Reserved:0
  END SID: cafe:1:2:33:1001::
  End-point behaviour: End with USP (3)
```

```
SRv6 END Sub TLV (Length:20):
  Flags:0      Reserved:0
  END SID: cafe:1:2:33:801::
  End-point behaviour: End with USD (28)
```

```
PE1#sh ipv6 ospf database router
```

```
OSPFv3 Router with ID (29.29.29.29) (Process 100)
```

```
Router-LSA (Area 0.0.0.0)
```

```
LS age: 1476
LS Type: Router-LSA
```

Link State ID: 0.0.0.0
Advertising Router: 28.28.28.28
LS Seq Number: 0x80000006
Checksum: 0x80FA
Length: 40
Flags: 0x00 (-|-|-|-|-)
Options: 0x000133 (AF|*|*|DC|R|-|-|E|V6)

Link connected to: another Router (point-to-point)

Metric: 1
Interface ID: 10147
Neighbor Interface ID: 10147
Neighbor Router ID: 30.30.30.30

LS age: 345
LS Type: Router-LSA
Link State ID: 0.0.0.0
Advertising Router: 29.29.29.29
LS Seq Number: 0x80000007
Checksum: 0xEFD8
Length: 40
Flags: 0x00 (-|-|-|-|-)
Options: 0x000133 (AF|*|*|DC|R|-|-|E|V6)

Link connected to: another Router (point-to-point)

Metric: 1
Interface ID: 10061
Neighbor Interface ID: 10151
Neighbor Router ID: 30.30.30.30

LS age: 351
LS Type: Router-LSA
Link State ID: 0.0.0.0
Advertising Router: 30.30.30.30
LS Seq Number: 0x8000000A
Checksum: 0xE8C4
Length: 56
Flags: 0x00 (-|-|-|-|-)
Options: 0x000133 (AF|*|*|DC|R|-|-|E|V6)

Link connected to: another Router (point-to-point)

Metric: 1
Interface ID: 10147
Neighbor Interface ID: 10147
Neighbor Router ID: 28.28.28.28

Link connected to: another Router (point-to-point)

Metric: 1

```
Interface ID: 10151
Neighbor Interface ID: 10061
Neighbor Router ID: 29.29.29.29
```

```
PE1#
```

```
PE1#sh ip bgp neighbors
```

```
BGP neighbor is cafe:1:2::22, remote AS 65010, local AS 65010, internal link
  BGP version 4, local router ID 29.29.29.29, remote router ID 28.28.28.28
  BGP state = Established, up for 01:13:26
  Last read 00:00:17, hold time is 90, keepalive interval is 30 seconds
  Neighbor capabilities:
    Route refresh: advertised and received (old and new)
    Address family VPNv4 Unicast: advertised and received
  Received 177 messages, 0 notifications, 0 in queue
  Sent 177 messages, 0 notifications, 0 in queue
  Route refresh request: received 0, sent 0
  Minimum time between advertisement runs is 5 seconds
  Update source is lo
```

```
For address family: VPNv4 Unicast  BGP table version 3, neighbor version 3
  Index 1, Offset 0, Mask 0x2
  AIGP is enabled
  Extended Nexthop Encoding: advertised and received
  Community attribute sent to this neighbor (both)
  Large Community attribute sent to this neighbor
  1 accepted prefixes
  1 announced prefixes
```

```
Connections established 1; dropped 0
Local host: cafe:1:2::11, Local port: 46015
Foreign host: cafe:1:2::22, Foreign port: 179
Nexthop: 29.29.29.29
Nexthop global: cafe:1:2::11
Nexthop local: ::
BGP connection: non shared network
```

```
PE1#
```

```
PE1#sh segment-routing srv6 transports
```

```
Codes: > - installed P6, * - selected P6, p - stale P6,
        U - unknown P6
```

Code	FEC	SRv6-Policy-Name	color	Pri	Out-SID	Out-
Intf	Nexthop					
>	cafe:1:2::22	P1	1	Y	cafe:1:2:a22:2001::	ce15
	fe80::5e07:58ff:fe71:205d					

```
PE1#sh segment-routing srv6 services
```

```
Status codes: > - installed, * - selected, T - Uses service-mapped tunnel
```

L3VPN:

Service Flags	vrf	FEC	SID	Nexthop
SRv6-Policy-Name				
vpn4 >T	vrf103	103.22.1.0/24	cafe:1:2:a22:8001::	cafe:1:2::22

EVPN:

PE1#

PE1#sh segment-routing srv6 sid

SRv6 Segment ID table:

SID	Operation	Nexthop	Originator
cafe:1:2:a11:801::	END[usd]	::	nsm
cafe:1:2:a11:1001::	END[usp]	::	nsm
cafe:1:2:a11:2001::	END[psp]	::	nsm
cafe:1:2:a11:2002::	END.X[psp]	fe80::5e07:58ff:fe71:205dospf	
cafe:1:2:a11:8001::	END.DT4	vrf vrf103	bgp:65010

PE1#

PE1#

PE1#sh segment-routing srv6 sid id cafe:1:2:a11:2002::

SID	Operation	Nexthop	Originator
cafe:1:2:a11:2002::	END.X	fe80::5e07:58ff:fe71:205dconnected	

Last update 00:19:54 ago

PE1#

PE1#sh segment-routing policy

Policy-Name	State	Forwarding-Info	Color	End-point
P1	UP	cafe:1:2:a22:2001::/ce15	1	cafe:1:2::22

PE1#

PE1#sh segment-routing policy detail

Policy-Name: P1 Color 1 End-point cafe:1:2::22 Tunnel-ID: 1
 Admin-Status: UP Oper-Status: UP for 00:38:54
 State Transition Count: 3
 CP ID: 1, Active
 Preference: 100 Path Type: Explicit CP Origin: Local
 CP state: Valid
 Segment List:
 Total no. of segments: 1
 Segment0[SRv6]: SID :cafe:1:2:a22:2001::
 Out-if: ce15 Out-label-stack: cafe:1:2:a22:2001::
 Attributes:
 Configured:
 Explicit segment-list Name: PE1-PE2

PE1#

Ping srv6 ipv6 with option

```
PE1#ping srv6 ipv6 cafe:1:2::22
Sending 5 SRV6 Echos to  cafe:1:2::22, timeout is 5 seconds
```

Codes:

```
'!' - Success, 'Q' - request not sent, '*' - timeout,
'x' - Retcode 0, 'M' - Malformed Request
Type 'Ctrl+C' to abort
```

```
! seq_num = 1  :: 1.44 ms
! seq_num = 2  :: 0.68 ms
! seq_num = 3  :: 0.34 ms
! seq_num = 4  :: 0.51 ms
! seq_num = 5  :: 0.36 ms
```

```
Success Rate is 100.00 percent (5/5)
round-trip min/avg/max = 0.34/0.89/1.44
```

PE1#

```
PE1#ping srv6 ipv6 cafe:1:2::22 interval 10
Sending 5 SRV6 Echos to  cafe:1:2::22, timeout is 5 seconds
```

Codes:

```
'!' - Success, 'Q' - request not sent, '*' - timeout,
'x' - Retcode 0, 'M' - Malformed Request
Type 'Ctrl+C' to abort
```

```
! seq_num = 1  :: 0.56 ms
! seq_num = 2  :: 0.67 ms
! seq_num = 3  :: 0.54 ms
! seq_num = 4  :: 0.54 ms
! seq_num = 5  :: 0.50 ms
```

```
Success Rate is 100.00 percent (5/5)
round-trip min/avg/max = 0.50/0.59/0.67
```

PE1#

```
PE1#ping srv6 ipv6 cafe:1:2::22 repeat 10
Sending 10 SRV6 Echos to  cafe:1:2::22, timeout is 5 seconds
```

Codes:

```
'!' - Success, 'Q' - request not sent, '*' - timeout,
'x' - Retcode 0, 'M' - Malformed Request
Type 'Ctrl+C' to abort
```

```
! seq_num = 1  :: 0.49 ms
! seq_num = 2  :: 0.46 ms
! seq_num = 3  :: 0.48 ms
! seq_num = 4  :: 0.52 ms
! seq_num = 5  :: 0.50 ms
! seq_num = 6  :: 0.56 ms
! seq_num = 7  :: 0.30 ms
! seq_num = 8  :: 0.49 ms
! seq_num = 9  :: 0.45 ms
! seq_num = 10 :: 0.53 ms
```

```
Success Rate is 100.00 percent (10/10)
round-trip min/avg/max = 0.30/0.43/0.56
PE1#
```

```
PE1#ping srv6 ipv6 cafe:1:2::22 source-ip cafe:1:2::11
Sending 5 SRV6 Echos to  cafe:1:2::22, timeout is 5 seconds
```

```
Codes:
'!' - Success, 'Q' - request not sent, '*' - timeout,
'x' - Retcode 0, 'M' - Malformed Request
Type 'Ctrl+C' to abort
```

```
! seq_num = 1  :: 0.73 ms
! seq_num = 2  :: 0.32 ms
! seq_num = 3  :: 0.30 ms
! seq_num = 4  :: 0.42 ms
! seq_num = 5  :: 0.36 ms
```

```
Success Rate is 100.00 percent (5/5)
round-trip min/avg/max = 0.30/0.51/0.73
PE1#
```

Ping srv6 with Policy

```
PE1#ping srv6 policy P1
Sending 5 SRV6 Echos to  P1 , timeout is 5 seconds
```

```
Codes:
'!' - Success, 'Q' - request not sent, '*' - timeout,
'x' - Retcode 0, 'M' - Malformed Request
Type 'Ctrl+C' to abort
```

```
! seq_num = 1  :: 0.62 ms
! seq_num = 2  :: 0.29 ms
! seq_num = 3  :: 0.32 ms
```

```
! seq_num = 4  :: 0.67 ms
! seq_num = 5  :: 0.53 ms
```

```
Success Rate is 100.00 percent (5/5)
round-trip min/avg/max = 0.29/0.48/0.67
PE1#
```

```
PE1#ping srv6 policy P1 candidate-path 1
Sending 5 SRV6 Echos to  P1 , timeout is 5 seconds
```

```
Codes:
'!' - Success, 'Q' - request not sent, '*' - timeout,
'x' - Retcode 0, 'M' - Malformed Request
Type 'Ctrl+C' to abort
```

```
! seq_num = 1  :: 0.62 ms
! seq_num = 2  :: 0.52 ms
! seq_num = 3  :: 0.38 ms
! seq_num = 4  :: 0.50 ms
! seq_num = 5  :: 0.44 ms
```

```
Success Rate is 100.00 percent (5/5)
round-trip min/avg/max = 0.38/0.50/0.62
PE1#
```

```
PE1#ping srv6 policy P1 interval 15
Sending 5 SRV6 Echos to  P1 , timeout is 5 seconds
```

```
Codes:
'!' - Success, 'Q' - request not sent, '*' - timeout,
'x' - Retcode 0, 'M' - Malformed Request
Type 'Ctrl+C' to abort
```

```
! seq_num = 1  :: 0.65 ms
! seq_num = 2  :: 0.60 ms
! seq_num = 3  :: 0.44 ms
! seq_num = 4  :: 0.58 ms
! seq_num = 5  :: 0.55 ms
```

```
Success Rate is 100.00 percent (5/5)
round-trip min/avg/max = 0.44/0.55/0.65
PE1#
```

```
PE1#ping srv6 policy P1 repeat 15
Sending 15 SRV6 Echos to  P1 , timeout is 5 seconds
```

```
Codes:
```

```
'!' - Success, 'Q' - request not sent, '*' - timeout,  
'x' - Retcode 0, 'M' - Malformed Request  
Type 'Ctrl+C' to abort
```

```
! seq_num = 1  :: 0.63 ms  
! seq_num = 2  :: 0.40 ms  
! seq_num = 3  :: 0.27 ms  
! seq_num = 4  :: 0.38 ms  
! seq_num = 5  :: 0.34 ms  
! seq_num = 6  :: 0.36 ms  
! seq_num = 7  :: 0.50 ms  
! seq_num = 8  :: 0.63 ms  
! seq_num = 9  :: 0.47 ms  
! seq_num = 10 :: 0.53 ms  
! seq_num = 11 :: 0.48 ms  
! seq_num = 12 :: 0.71 ms  
! seq_num = 13 :: 0.70 ms  
! seq_num = 14 :: 0.54 ms  
! seq_num = 15 :: 0.53 ms
```

```
Success Rate is 100.00 percent (15/15)  
round-trip min/avg/max = 0.27/0.49/0.71  
PE1#
```

```
PE1#ping srv6 policy P1 source-ip cafe:1:2::11  
Sending 5 SRV6 Echos to P1 , timeout is 5 seconds
```

```
Codes:
```

```
'!' - Success, 'Q' - request not sent, '*' - timeout,  
'x' - Retcode 0, 'M' - Malformed Request  
Type 'Ctrl+C' to abort
```

```
! seq_num = 1  :: 0.51 ms  
! seq_num = 2  :: 0.48 ms  
! seq_num = 3  :: 0.50 ms  
! seq_num = 4  :: 0.53 ms  
! seq_num = 5  :: 0.35 ms
```

```
Success Rate is 100.00 percent (5/5)  
round-trip min/avg/max = 0.35/0.44/0.53  
PE1#
```

Ping srv6 with SID

```
PE1#ping srv6 sid cafe:1:2:a22:2002::  
Sending 5 SRV6 Echos to cafe:1:2:a22:2002::, timeout is 5 seconds
```

Codes:

'!' - Success, 'Q' - request not sent, '*' - timeout,
'x' - Retcode 0, 'M' - Malformed Request
Type 'Ctrl+C' to abort

```
! seq_num = 1  :: 0.42 ms
! seq_num = 2  :: 0.34 ms
! seq_num = 3  :: 0.40 ms
! seq_num = 4  :: 0.32 ms
! seq_num = 5  :: 0.37 ms
```

Success Rate is 100.00 percent (5/5)
round-trip min/avg/max = 0.32/0.37/0.42

PE1#

PE1#ping srv6 sid cafe:1:2:a22:2002:: interval 20

Sending 5 SRV6 Echos to cafe:1:2:a22:2002::, timeout is 5 seconds

Codes:

'!' - Success, 'Q' - request not sent, '*' - timeout,
'x' - Retcode 0, 'M' - Malformed Request
Type 'Ctrl+C' to abort

```
! seq_num = 1  :: 0.67 ms
! seq_num = 2  :: 0.57 ms
! seq_num = 3  :: 0.49 ms
! seq_num = 4  :: 0.50 ms
! seq_num = 5  :: 0.74 ms
```

Success Rate is 100.00 percent (5/5)
round-trip min/avg/max = 0.49/0.62/0.74

PE1#

PE1#ping srv6 sid cafe:1:2:a22:2002:: repeat 20

Sending 20 SRV6 Echos to cafe:1:2:a22:2002::, timeout is 5 seconds

Codes:

'!' - Success, 'Q' - request not sent, '*' - timeout,
'x' - Retcode 0, 'M' - Malformed Request
Type 'Ctrl+C' to abort

```
! seq_num = 1  :: 0.71 ms
! seq_num = 2  :: 0.40 ms
! seq_num = 3  :: 0.48 ms
! seq_num = 4  :: 0.52 ms
! seq_num = 5  :: 0.47 ms
! seq_num = 6  :: 0.45 ms
! seq_num = 7  :: 0.39 ms
! seq_num = 8  :: 0.57 ms
```

```
! seq_num = 9   :: 0.46 ms
! seq_num = 10  :: 0.56 ms
! seq_num = 11  :: 0.63 ms
! seq_num = 12  :: 0.63 ms
! seq_num = 13  :: 0.52 ms
! seq_num = 14  :: 0.54 ms
! seq_num = 15  :: 0.47 ms
! seq_num = 16  :: 0.53 ms
! seq_num = 17  :: 0.67 ms
! seq_num = 18  :: 0.63 ms
! seq_num = 19  :: 0.47 ms
! seq_num = 20  :: 0.50 ms
```

```
Success Rate is 100.00 percent (20/20)
round-trip min/avg/max = 0.39/0.55/0.71
PE1#
```

```
PE1#ping srv6 sid cafe:1:2:a22:2002:: source-ip cafe:1:2::11
Sending 5 SRV6 Echos to  cafe:1:2:a22:2002::, timeout is 5 seconds
```

```
Codes:
'!' - Success, 'Q' - request not sent, '*' - timeout,
'x' - Retcode 0, 'M' - Malformed Request
Type 'Ctrl+C' to abort
```

```
! seq_num = 1   :: 0.56 ms
! seq_num = 2   :: 0.46 ms
! seq_num = 3   :: 0.32 ms
! seq_num = 4   :: 0.40 ms
! seq_num = 5   :: 0.51 ms
```

```
Success Rate is 100.00 percent (5/5)
round-trip min/avg/max = 0.32/0.44/0.56
PE1#
```

Ping srv6 with Protocol Origin

```
PE1#ping srv6 protocol-origin local policy P1
Sending 5 SRV6 Echos to  P1 , timeout is 5 seconds
```

```
Codes:
'!' - Success, 'Q' - request not sent, '*' - timeout,
'x' - Retcode 0, 'M' - Malformed Request
Type 'Ctrl+C' to abort
```

```
! seq_num = 1   :: 0.44 ms
! seq_num = 2   :: 0.28 ms
! seq_num = 3   :: 0.33 ms
```

```
! seq_num = 4  :: 0.35 ms
! seq_num = 5  :: 0.53 ms
```

```
Success Rate is 100.00 percent (5/5)
round-trip min/avg/max = 0.28/0.41/0.53
PE1#
```

```
PE1#ping srv6 protocol-origin local policy P1 repeat 10
Sending 10 SRV6 Echos to  P1 , timeout is 5 seconds
```

```
Codes:
```

```
'!' - Success, 'Q' - request not sent, '*' - timeout,
'x' - Retcode 0, 'M' - Malformed Request
Type 'Ctrl+C' to abort
```

```
! seq_num = 1  :: 0.70 ms
! seq_num = 2  :: 0.24 ms
! seq_num = 3  :: 0.30 ms
! seq_num = 4  :: 0.44 ms
! seq_num = 5  :: 0.42 ms
! seq_num = 6  :: 0.35 ms
! seq_num = 7  :: 0.51 ms
! seq_num = 8  :: 0.62 ms
! seq_num = 9  :: 0.48 ms
! seq_num = 10 :: 0.52 ms
```

```
Success Rate is 100.00 percent (10/10)
round-trip min/avg/max = 0.24/0.47/0.70
PE1#
```

Traceroute

Traceroute srv6 with ipv6

```
PE1#traceroute srv6 ipv6 cafe:1:2::22
Traceroute to cafe:1:2::22 ( cafe:1:2::22), 30 hops max, 80 byte packets
Type 'Ctrl+C' to abort
```

```
1  1000::2 0.73 ms  0.49 ms  0.33 ms
   DA: cafe:1:2::22
   SRH:(cafe:1:2::22,SL = 0)
2  cafe:1:2::22 0.50 ms  0.51 ms  0.50 ms
   DA: cafe:1:2::22
   SRH:(cafe:1:2::22,SL = 0)
```

```
3  cafe:1:2::22 0.33 ms
```

```
PE1#
```

```
PE1#traceroute srv6 ipv6 cafe:1:2::22 source-ip cafe:1:2::11
Traceroute to cafe:1:2::22 ( cafe:1:2::22), 30 hops max, 80 byte packets
Type 'Ctrl+C' to abort
```

```
1  1000::2 0.80 ms  0.46 ms  0.46 ms
   DA: cafe:1:2::22
   SRH:(cafe:1:2::22,SL = 0)
2  cafe:1:2::22 0.51 ms  0.56 ms  0.36 ms
   DA: cafe:1:2::22
   SRH:(cafe:1:2::22,SL = 0)
3  cafe:1:2::22 0.51 ms
```

```
PE1#
```

Traceroute srv6 with Policy

```
PE1#traceroute srv6 policy P1
Traceroute to P1 ( P1 ), 30 hops max, 80 byte packets
Type 'Ctrl+C' to abort
```

```
1  1000::2 0.86 ms  0.50 ms  0.39 ms
   DA: cafe:1:2:a22:2001::
   SRH:(cafe:1:2:a22:2001::,SL = 0)
2  cafe:1:2:a22:2001:: 0.61 ms  0.41 ms  0.57 ms
3  cafe:1:2:a22:2001:: 0.61 ms
```

```
PE1#
```

```
PE1#traceroute srv6 policy P1 candidate-path 1
Traceroute to P1 ( P1 ), 30 hops max, 80 byte packets
Type 'Ctrl+C' to abort
```

```
1  1000::2 0.80 ms  0.49 ms  0.51 ms
   DA: cafe:1:2:a22:2001::
   SRH:(cafe:1:2:a22:2001::,SL = 0)
2  cafe:1:2:a22:2001:: 0.73 ms  0.57 ms  0.69 ms
3  cafe:1:2:a22:2001:: 0.49 ms
```

```
PE1#
```

```
PE1#traceroute srv6 policy P1 source-ip cafe:1:2::11
Traceroute to P1 ( P1 ), 30 hops max, 80 byte packets
Type 'Ctrl+C' to abort
```

```
1 1000::2 0.72 ms 0.61 ms 0.62 ms
  DA: cafe:1:2:a22:2001::
  SRH:(cafe:1:2:a22:2001::,SL = 0)
2 cafe:1:2:a22:2001:: 0.63 ms 0.52 ms 0.49 ms
3 cafe:1:2:a22:2001:: 0.35 ms
```

PE1#

Traceroute srv6 with Protocol Origin

```
PE1#traceroute srv6 protocol-origin local policy P1 candidate-path 1
Traceroute to P1 ( P1 ), 30 hops max, 80 byte packets
Type 'Ctrl+C' to abort
```

```
1 1000::2 0.73 ms 0.50 ms 0.46 ms
  DA: cafe:1:2:a22:2001::
  SRH:(cafe:1:2:a22:2001::,SL = 0)
2 cafe:1:2:a22:2001:: 0.50 ms 0.44 ms 0.50 ms
3 cafe:1:2:a22:2001:: 0.52 ms
```

PE1#

```
PE1#traceroute srv6 protocol-origin local policy P1 candidate-path 1 source-ip
cafe:1:2::11
Traceroute to P1 ( P1 ), 30 hops max, 80 byte packets
Type 'Ctrl+C' to abort
```

```
1 1000::2 0.71 ms 0.47 ms 0.49 ms
  DA: cafe:1:2:a22:2001::
  SRH:(cafe:1:2:a22:2001::,SL = 0)
2 cafe:1:2:a22:2001:: 0.53 ms 0.29 ms 0.36 ms
3 cafe:1:2:a22:2001:: 0.52 ms
```

PE1#

Traceroute srv6 with SID

```
PE1#traceroute srv6 sid cafe:1:2:a22:2002::
Traceroute to cafe:1:2:a22:2002:: ( cafe:1:2:a22:2002:: ), 30 hops max, 80 byte packets
Type 'Ctrl+C' to abort
```

```
1 1000::2 0.76 ms 0.66 ms 0.45 ms
  DA: cafe:1:2:a22:2002::
  SRH:(cafe:1:2:a22:2002::,SL = 0)
2 cafe:1:2:a22:2002:: 0.49 ms 0.52 ms 0.60 ms
```

3 cafe:1:2:a22:2002:: 0.46 ms

PE1#

PE1#traceroute srv6 sid cafe:1:2:a22:2002:: source-ip cafe:1:2::11

Traceroute to cafe:1:2:a22:2002:: (cafe:1:2:a22:2002::), 30 hops max, 80 byte packets

Type 'Ctrl+C' to abort

1 1000::2 0.67 ms 0.47 ms 0.36 ms

DA: cafe:1:2:a22:2002::

SRH:(cafe:1:2:a22:2002::,SL = 0)

2 cafe:1:2:a22:2002:: 0.38 ms 0.36 ms 0.66 ms

3 cafe:1:2:a22:2002:: 0.50 ms

PE1#

CHAPTER 21 ISIS Segment Routing Micro-Loop Avoidance

Micro-loop avoidance provides a mechanism leveraging SR to ensure loop-freeness during the IGP re-convergence process following a link-state change event. Using segment routing, a headend can enforce an explicit path without creating any state along the post-convergence path. As a result, a converging node can enforce traffic on the post-convergence path in a loop-free manner, using a SID list (typically short). So nodes converge over their new optimal path, but temporarily use an SR policy to ensure loop-freeness over that path.

Topology

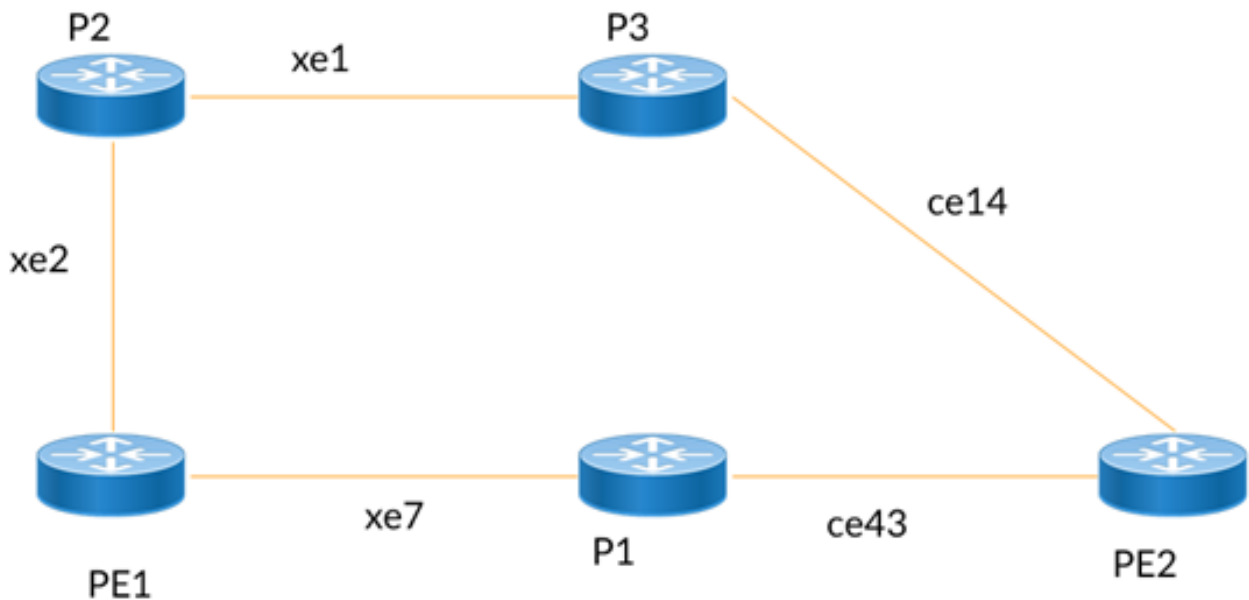


Figure 21-22: ISIS-SR micro-loop avoidance

PE1

PE1#configure terminal	Enter configure mode.
PE1 (config)#hardware-profile micro-bfd enable	Enable hardware profile micro bfd
PE1 (config)#bfd interval 3 minrx 3 multiplier 3	Enable bfd interval min with 3 multiplier 3
PE1 (config)#qos enable	Enable qos
PE1 (config)#vlan database	Configure vlan database
PE1 (config)#vlan 20 bridge 1 state enable	Configure vlan id
PE1 (config)#interface lo	Enter loopback interface mode
PE1 (config-if)#ip address 26.26.26.26/32 secondary	Configure the secondary IP address of the- loopback interface.
PE1 (config-if)#prefix-sid index 100 no-php	Configure sid value with no-php
PE1 (config-if)#ip router isis 1	Make the interface part of the router isis instance.

PE1 (config-if) #exit	Exit from interface mode.
PE1 (config) #interface po1	Configure interface as po1
PE1 (config-if) #exit	Exit from interface mode.
PE1 (config) #interface po1.10	Configure interface as po1 subinterface
PE1 (config-if) #encapsulation dot1q 10	Enable encapsulate dot1q
PE1 (config-if) #ip address 10.1.1.26/24	Configure the IP address of the interface.
PE1 (config-if) #label-switching	Enable label switching.
PE1 (config-if) #isis network point-to-point	Enable network as point to point.
PE1 (config-if) #ip router isis 1	Make the interface part of the router isis instance.
PE1 (config-if) #exit	Exit from interface mode
PE1 (config) #interface vlan1.20	Enter vlan interface mode.
PE1 (config-if) #ip address 20.1.1.26/24	Configure the IP address of the interface.
PE1 (config-if) #label-switching	Enable label switching.
PE1 (config-if) #isis network point-to-point	Enable network as point to point
PE1 (config-if) #ip router isis 1	Make the interface part of the router isis instance.
PE1 (config-if) #exit	Exit interface mode.
PE1 (config) #interface xe2	Enter interface mode.
PE1 (config-if) #switchport	Enter the switchport mode.
PE1 (config-if) #bridge-group 1	Enable bridge group
PE1 (config-if) #switchport mode trunk	Enter switchport mode trunk
PE1 (config-if) #switchport trunk allowed vlan add 20	Enter switchport trunk allow vlan and add vlan id
PE1 (config-if) #exit	Exit interface mode.
PE1 (config) #interface xe7	Enter interface mode.
PE1 (config-if) #channel-group 1 mode active	Enable channel group 1 mode active
PE1 (config-if) #exit	Exit interface mode.
PE1 (config) #commit	Commit the candidate configuration to the running configuration
PE1 (config) #router isis 1	Set the routing process ID.
PE1 (config-router) #is-type level-1-2	Enable iks-type as level1-2
PE1 (config-router) #spf-interval-exp 10000 10000	Enable spf interval value
PE1 (config-router) #metric-style wide	Configure Network entity title (NET).
PE1 (config-router) #microloop-avoidance level-1	Enable microloop avoidance as level-1
PE1 (config-router) #microloop-avoidance level-2	Enable microloop avoidance as level-2
PE1 (config-router) #mpls traffic-eng router-id 26.26.26.26	Enable mpls traffic eng router-id
PE1 (config-router) #mpls traffic-eng level-1	Enable MPLS Traffic Engineering as level-1.
PE1 (config-router) #mpls traffic-eng level-2	Enable MPLS Traffic Engineering as level-2.
PE1 (config-router) #dynamic-hostname	Enable dynamic-hostname under ISIS process.

PE1(config-router)#fast-reroute ti-lfa level-1 proto ipv4	Enable ti-lfa with level-1
PE1(config-router)#fast-reroute ti-lfa level-2 proto ipv4	Enable ti-lfa with level-2
PE1(config-router)#bfd all-interfaces	Enable bfd all interfaces
PE1(config-router)#net 49.0000.0000.0026.00	Configure Network entity title (NET).
PE1(config-router)#passive-interface lo	Enable passive interface with loopback
PE1(config-router)#segment-routing mpls	Enable segment routing mpls ISIS processP1
PE1(config-router)#exit	Exit router mode.
PE1(config)#commit	Commit the candidate configuration to the running configuration

P1

P1#configure terminal	Enter configure mode.
P1(config)#hardware-profile micro-bfd enable	Enable hardware profile micro bfd
P1(config)#bfd interval 3 minrx 3 multiplier 3	Enable bfd interval min with 3 multiplier 3
P1(config)#qos enable	Enable qos
P1(config)#interface lo	Enter loopback interface mode
P1(config-if)#ip address 3.3.3.3/32 secondary	Configure the secondary IP address of the- loopback interface.
P1(config-if)#ip router isis 1	Configure sid value with no-php
P1(config-if)#prefix-sid index 200 no-php	Make the interface part of the router isis instance.
P1(config-if)#exit	Exit from interface mode.
P1(config)#interface po1	Configure interface as po1
P1(config-if)#exit	Exit from interface mode.
P1(config)#interface po1.10	Configure interface as po1 subinterface
P1(config-if)#encapsulation dot1q 10	Enable encapsulate dot1q
P1(config-if)#ip address 10.1.1.3/24	Configure the IP address of the interface.
P1(config-if)#label-switching	Enable label switching.
P1(config-if)#isis network point-to-point	Enable network as point to point.
P1(config-if)#ip router isis 1	Make the interface part of the router isis instance.
P1(config-if)#exit	Exit from interface mode
P1(config)#interface po2	Configure interface as po2
P1(config-if)#exit	Exit from interface mode.
P1(config)#interface po2.11	Configure interface as po2 subinterface
P1(config-if)#encapsulation dot1q 11	Enable encapsulate dot1q
P1(config-if)#ip address 11.1.1.3/24	Configure the IP address of the interface.
P1(config-if)#label-switching	Enable label switching.
P1(config-if)#isis network point-to-point	Enable network as point to point.
P1(config-if)#ip router isis 1	Make the interface part of the router isis instance.
P1(config-if)#exit	Exit from interface mode

P1(config)#interface ce43	Enter interface mode
P1(config-if)#channel-group 2 mode active	Enable channel group 2 mode active
P1(config-if)#exit	Exit from interface mode
P1(config)#interface xe7	Enter interface mode
P1(config-if)#channel-group 1 mode active	Enable channel group 1 mode active
P1(config-if)#exit	Exit from interface mode
P1(config)#router isis 1	Set the routing process ID.
P1(config-router)#is-type level-1-2	Enable is-type as level1-2
P1(config-router)#spf-interval-exp 10000 10000	Enable spf interval value
P1(config-router)#metric-style wide	Configure Network entity title (NET).
P1(config-router)#microloop-avoidance level-1	Enable microloop avoidance as level-1
P1(config-router)#microloop-avoidance level-2	Enable microloop avoidance as level-2
P1(config-router)#mpls traffic-eng router-id 3.3.3.3	Enable mpls traffic eng router-id
P1(config-router)#mpls traffic-eng level-1	Enable MPLS Traffic Engineering as level-1.
P1(config-router)#mpls traffic-eng level-2	Enable MPLS Traffic Engineering as level-2.
P1(config-router)#capability cspf	Enable capability cspf
P1(config-router)#dynamic-hostname	Enable dynamic-hostname under ISIS process.
P1(config-router)#set-overload-bit on- startup 120	Configure set overload bit on startup
P1(config-router)#fast-reroute ti-lfa level-1 proto ipv4	Enable ti-lfa with level-1
P1(config-router)#fast-reroute ti-lfa level-2 proto ipv4	Enable ti-lfa with level-2
P1(config-router)#bfd all-interfaces	Enable bfd all interfaces
P1(config-router)#net 49.0000.0000.0003.00	Configure Network entity title (NET).
P1(config-router)#passive-interface lo	Enable passive interface with loopback
P1(config-router)#segment-routing mpls	Enable segment routing mpls ISIS process.
P1(config-router)#exit	Exit router mode.
P1(config)#commit	Commit the candidate configuration to the running configuration

P2

P2#configure terminal	Enter configure mode.
P2(config)#hardware-profile micro-bfd enable	Enable hardware profile micro bfd
P2(config)#bfd interval 3 minrx 3 multiplier 3	Enable bfd interval min with 3 multiplier 3
P2(config)#qos enable	Enable qos
P2(config)#vlan database	Configure vlan database
P2(config-vlan)#vlan 20 bridge 1 state enable	Configure vlan id

P2 (config-vlan) #exit	Exit from vlan mode
P2 (config) #interface lo	Enter loopback interface mode
P2 (config-if) #ip address 2.2.2.2/32 secondary	Configure the secondary IP address of the- loopback interface.
P2 (config-if) #prefix-sid index 400 no-php	Configure sid value with no-php
P2 (config-if) #ip router isis 1	Make the interface part of the router isis instance.
P2 (config-if) #exit	Exit from interface mode.
P2 (config) #interface xe1	Enter the interface mode.
P2 (config-if) #ip address 81.1.1.1/24	Configure the IP address of the interface.
P2 (config-if) #label-switching	Enable label switching.
P2 (config-if) #isis network point-to-point	Enable isis network as point to point.
P2 (config-if) #ip router isis 1	Make the interface part of the router isis instance.
P2 (config-if) #exit	Exit from interface mode.
P2 (config) #interface xe2	Enter interface mode.
P2 (config-if) #switchport	Enable switchport
P2 (config-if) #bridge-group 1	Enable bridge group 1
P2 (config-if) #switchport mode trunk	Enable switchport mode trunk
P2 (config-if) #switchport trunk allowed vlan add 20	Enable switchport trunk allow vlan with vlan id.
P2 (config-if) #exit	Exit from interface mode.
P2 (config) #router isis 1	Set the routing process ID.
P2 (config-router) #is-type level-1-2	Enable is-type as level1-2
P2 (config-router) #spf-interval-exp 10000 10000	Enable spf interval value
P2 (config-router) #metric-style wide	Configure metric style wide
P2 (config-router) #microloop-avoidance level-1	Enable microloop avoidance as level-1
P2 (config-router) #microloop-avoidance level-2	Enable microloop avoidance as level-2
P2 (config-router) #mpls traffic-eng router-id 2.2.2.2	Enable mpls traffic eng router-id
P2 (config-router) #mpls traffic-eng level-1	Enable MPLS Traffic Engineering as level-1.
P2 (config-router) #mpls traffic-eng level-2	Enable MPLS Traffic Engineering as level-2.
P2 (config-router) #dynamic-hostname	Enable dynamic-hostname under ISIS process.
P2 (config-router) #fast-reroute ti-lfa level-1 proto ipv4	Enable ti-lfa with level-1
P2 (config-router) #fast-reroute ti-lfa level-2 proto ipv4	Enable ti-lfa with level-2
P2 (config-router) #bfd all-interfaces	Enable bfd all interfaces
P2 (config-router) #net 49.0000.0000.0002.00	Configure Network entity title (NET).
P2 (config-router) #passive-interface lo	Enable passive interface with loopback
P2 (config-router) #segment-routing mpls	Enable segment routing mpls ISIS process.

P2 (config-router) #exit	Exit router mode.
P2 (config) #commit	Commit the candidate configuration to the running configuration

P3

P3#configure terminal	Enter configure mode.
P3 (config) #bfd interval 3 minrx 3 multiplier 3	Enable bfd interval min with 3 multiplier 3
P3 (config) #qos enable	Enable qos
P3 (config) #interface lo	Enter loopback interface mode
P3 (config-if) #ip address 6.6.6.6/32 secondary	Configure the secondary IP address of the- loopback interface.
P3 (config-if) #prefix-sid index 6 no-php	Configure sid value with no-php
P3 (config-if) #ip router isis 1	Make the interface part of the router isis instance.
P3 (config-if) #exit	Exit from interface mode.
P3 (config-if) #interface ce14	Enter interface mode.
P3 (config-if) #ip address 82.1.1.2/24	Configure the IP address of the interface.
P3 (config-if) #label-switching	Enable label switching.
P3 (config-if) #isis network point-to-point	Configure isis network as point to point.
P3 (config-if) #ip router isis 1	Make the interface part of the router isis instance.
P3 (config-if) #exit	Exit from interface mode
P3 (config) #interface xe1	Enter interface mode.
P3 (config-if) #ip address 81.1.1.2/24	Configure the IP address of the interface.
P3 (config-if) #label-switching	Enable label switching.
P3 (config-if) #isis network point-to-point	Configure isis network as point to point.
P3 (config-if) #ip router isis 1	Make the interface part of the router isis instance.
P3 (config-if) #exit	Exit from interface mode.
P3 (config) #router isis 1	Set the routing process ID.
P3 (config-router) #is-type level-1-2	Enable iks-type as level1-2
P3 (config-router) #spf-interval-exp 10000 10000	Enable spf interval value
P3 (config-router) #metric-style wide	Configure Network entity title (NET).
P3 (config-router) #microloop-avoidance level-1	Enable microloop avoidance as level-1
P3 (config-router) #microloop-avoidance level-2	Enable microloop avoidance as level-2
P3 (config-router) #mpls traffic-eng router-id 6.6.6.6	Enable mpls traffic eng router-id
P3 (config-router) #mpls traffic-eng level-1	Enable MPLS Traffic Engineering as level-1.
P3 (config-router) #mpls traffic-eng level-2	Enable MPLS Traffic Engineering as level-2.
P3 (config-router) #dynamic-hostname	Enable dynamic-hostname under ISIS process.
P3 (config-router) #fast-reroute ti-lfa level-1 proto ipv4	Enable ti-lfa with level-1

P3(config-router)#fast-reroute ti-lfa level-2 proto ipv4	Enable ti-lfa with level-2
P3(config-router)#bfd all-interfaces	Enable bfd all interfaces
P3(config-router)#net 49.0000.0000.0006.00	Configure Network entity title (NET).
P3(config-router)#passive-interface lo	Enable passive interface with loopback
P3(config-router)#segment-routing mpls	Enable segment routing mpls ISIS process.
P3(config-router)#exit	Exit router mode.
P3(config)#commit	Commit the candidate configuration to the running configuration

PE2

PE2#configure terminal	Enter configure mode.
PE2(config)#bfd interval 3 minrx 3	Enable bfd interval min with 3 multiplier 3
PE2(config)#qos enable	Enable qos
PE2(config)#interface lo	Enter loopback interface mode
PE2(config-if)#ip address 23.23.23.23/32 secondary	Configure the secondary IP address of the- loopback interface.
PE2(config-if)#prefix-sid index 300 no-php	Configure sid value with no-php
PE2(config-if)#ip router isis 1	Make the interface part of the router isis instance.
PE2(config-if)#exit	Exit from interface mode.
PE2(config)#interface po2	Configure interface as po2
PE2(config-if)#exit	Exit from interface mode.
PE2(config)#interface po2.11	Configure interface as po2 subinterface
PE2(config-if)#encapsulation dot1q 11	Enable encapsulate dot1q
PE2(config-if)#ip address 11.1.1.23/24	Configure the IP address of the interface.
PE2(config-if)#label-switching	Enable label switching.
PE2(config-if)#isis network point-to-point	Enable network as point to point.
PE2(config-if)#ip router isis 1	Make the interface part of the router isis instance.
PE2(config-if)#exit	Exit from interface mode
PE2(config)#interface ce14	Enter interface mode.
PE2(config-if)#ip address 82.1.1.1/24	Configure the IP address of the interface.
PE2(config-if)#label-switching	Enable label switching.
PE2(config-if)#isis network point-to-point	Enable network as point to point.
PE2(config-if)#ip router isis 1	Make the interface part of the router isis instance.
PE2(config-if)#exit	Exit from interface mode.
PE2(config)#interface ce43	Enter interface mode.
PE2(config-if)#channel-group 2 mode active	Enable channel group 2 mode active
PE2(config-if)#exit	Exit from interface mode.
PE2(config)#router isis 1	Set the routing process ID.
PE2(config-router)#is-type level-1-2	Enable iks-type as level1-2
PE2(config-router)#spf-interval-exp 10000 10000	Enable spf interval value

PE2 (config-router) #metric-style wide	Enable metric style wide
PE2 (config-router) #microloop-avoidance level-1	Enable microloop avoidance as level-1
PE2 (config-router) #microloop-avoidance level-2	Enable microloop avoidance as level-2
PE2 (config-router) #mpls traffic-eng router-id 23.23.23.23	Enable mpls traffic eng router-id
PE2 (config-router) #mpls traffic-eng level-1	Enable MPLS Traffic Engineering as level-1.
PE2 (config-router) #mpls traffic-eng level-2	Enable MPLS Traffic Engineering as level-2.
PE2 (config-router) #dynamic-hostname	Enable dynamic-hostname under ISIS process.
PE2 (config-router) #fast-reroute ti-lfa level-1 proto ipv4	Enable ti-lfa with level-1
PE2 (config-router) #fast-reroute ti-lfa level-2 proto ipv4	Enable ti-lfa with level-2
PE2 (config-router) #bfd all-interfaces	Enable bfd all interfaces
PE2 (config-router) #net 49.0000.0000.0023.00	Configure Network entity title (NET).
PE2 (config-router) #passive-interface lo	Enable passive interface with loopback
PE2 (config-router) #segment-routing mpls	Enable segment routing mpls ISIS process.
PE2 (config-router) #exit	Exit router mode.
PE2 (config) #commit	Commit the candidate configuration to the running configuration

Note: By default, PHP is enabled. To see all the labels in MPLS forwarding and ILM tables, we have enabled with non-php option.

Validation

Validation 1

Verify ISIS neighbor adjacency between routers.

```
PE1#show clns neighbors
```

```
Total number of L1 adjacencies: 2
Total number of L2 adjacencies: 2
Total number of adjacencies: 4
Tag 1: VRF : default
System Id      Interface      SNPA          State  Holdtime  Type Protocol
P2             vlan1.20      e8c5.7a76.581d Up     19        L1L2 IS-IS
P1             po1.10        3417.ebe4.af32 Up     19        L1L2 IS-IS
PE1#
```

```
P1#show clns neighbors
```

```
Total number of L1 adjacencies: 2
Total number of L2 adjacencies: 2
Total number of adjacencies: 4
```

```

Tag 1: VRF : default
System Id      Interface  SNPA          State  Holdtime  Type Protocol
PE1            po1.10    b86a.9725.a7f2 Up     26        L1L2 IS-IS
PE2            po2.11    5c07.5819.4890 Up     24        L1L2 IS-IS
P1#

```

P2#show clns neighbors

```

Total number of L1 adjacencies: 2
Total number of L2 adjacencies: 2
Total number of adjacencies: 4

```

```

Tag 1: VRF : default
System Id      Interface  SNPA          State  Holdtime  Type Protocol
P3             xe1       e8c5.7a25.f40c Up     21        L1L2 IS-IS
PE1            vlan1.20  b86a.9725.a7bb Up     25        L1L2 IS-IS
P2#

```

P3#show clns neighbors

```

Total number of L1 adjacencies: 2
Total number of L2 adjacencies: 2
Total number of adjacencies: 4

```

```

Tag 1: VRF : default
System Id      Interface  SNPA          State  Holdtime  Type Protocol
P2             xe1       e8c5.7a76.581f Up     22        L1L2 IS-IS
PE2            ce14     5c07.5819.4882 Up     22        L1L2 IS-IS
P3#

```

PE2#show clns neighbors

```

Total number of L1 adjacencies: 2
Total number of L2 adjacencies: 2
Total number of adjacencies: 4

```

```

Tag 1: VRF : default
System Id      Interface  SNPA          State  Holdtime  Type Protocol
P3             ce14     e8c5.7a25.f41b Up     25        L1L2 IS-IS
P1            po2.11    3417.ebe4.af33 Up     27        L1L2 IS-IS
PE2#

```

Validation 2

The command output below displays the details of routers configured with segment routing.

PE1#show isis segment-routing capability

Tag 1 Segment-Routing:

```

-----
Advertisement Router Capability :2.2.2.2
Algorithm0                      :0
SRMS Preference                 :0
Total SID'S Supported           :8000

```



```
SID Range List Count      :1
SID's Range               :16000 - 23999
Total SID'S Supported (SRLB) :0
SRLB Range List Count    :0
```

```
Advertisement Router Capability :3.3.3.3
Algorithm0                   :0
SRMS Preference              :0
Total SID'S Supported        :8000
SID Range List Count        :1
SID's Range                  :16000 - 23999
Total SID'S Supported (SRLB) :0
SRLB Range List Count      :0
```

```
Advertisement Router Capability :6.6.6.6
Algorithm0                   :0
SRMS Preference              :0
Total SID'S Supported        :8000
SID Range List Count        :1
SID's Range                  :16000 - 23999
Total SID'S Supported (SRLB) :0
SRLB Range List Count      :0
```

```
Advertisement Router Capability :23.23.23.23
Algorithm0                   :0
SRMS Preference              :0
Total SID'S Supported        :8000
SID Range List Count        :1
SID's Range                  :16000 - 23999
Total SID'S Supported (SRLB) :0
SRLB Range List Count      :0
```

```
Advertisement Router Capability :26.26.26.26
Algorithm0                   :0
SRMS Preference              :0
Total SID'S Supported        :8000
SID Range List Count        :1
SID's Range                  :16000 - 23999
Total SID'S Supported (SRLB) :0
SRLB Range List Count      :0
```

PE1#

Validation 3

Verify that segment routing information is present in ISIS database.

```
PE1#show isis database verbose
```

```
Tag 1: VRF : default
```

```
IS-IS Level-1 Link State Database:
```

```
LSPID                LSP Seq Num  LSP Checksum  LSP Holdtime  ATT/P/OL
```

P2.00-00 0x00000013 0x671A 898 0/0/0

Area Address: 49
 NLPID: 0xCC
 Hostname: P2
 IP Address: 21.1.1.2
 Router ID: 2.2.2.2
 Router Cap: 2.2.2.2

SRGB Range: 8000 SRGB Base SID: 16000 I:1 V:0
 SR-Algorithm:
 Algorithm: 0

Metric: 10 IS-Extended PE1.00

IPv4 Interface Address: 20.1.1.2
 Neighbor IP Address: 20.1.1.26
 Maximum Link Bandwidth : 1000000.00 kbits/sec
 Reservable Bandwidth : 1000000.00 kbits/sec
 Unreserved Bandwidth:

 Unreserved Bandwidth at priority 0: 1000000.00 kbits/sec
 Unreserved Bandwidth at priority 1: 1000000.00 kbits/sec
 Unreserved Bandwidth at priority 2: 1000000.00 kbits/sec
 Unreserved Bandwidth at priority 3: 1000000.00 kbits/sec
 Unreserved Bandwidth at priority 4: 1000000.00 kbits/sec
 Unreserved Bandwidth at priority 5: 1000000.00 kbits/sec
 Unreserved Bandwidth at priority 6: 1000000.00 kbits/sec
 Unreserved Bandwidth at priority 7: 1000000.00 kbits/sec

TE-Default Metric: 10
 Adjacency SID: 25600 F:0 B:0 V:1 L:1 S:0 P:0

Metric: 10 IS-Extended P3.00

IPv4 Interface Address: 81.1.1.1
 Neighbor IP Address: 81.1.1.2
 Maximum Link Bandwidth : 10000000.00 kbits/sec
 Reservable Bandwidth : 10000000.00 kbits/sec
 Unreserved Bandwidth:

 Unreserved Bandwidth at priority 0: 10000000.00 kbits/sec
 Unreserved Bandwidth at priority 1: 10000000.00 kbits/sec
 Unreserved Bandwidth at priority 2: 10000000.00 kbits/sec
 Unreserved Bandwidth at priority 3: 10000000.00 kbits/sec
 Unreserved Bandwidth at priority 4: 10000000.00 kbits/sec
 Unreserved Bandwidth at priority 5: 10000000.00 kbits/sec
 Unreserved Bandwidth at priority 6: 10000000.00 kbits/sec
 Unreserved Bandwidth at priority 7: 10000000.00 kbits/sec

TE-Default Metric: 10
 Adjacency SID: 25601 F:0 B:0 V:1 L:1 S:0 P:0

Metric: 10 IP-Extended 21.1.1.0/24
 Metric: 0 IP-Extended 2.2.2.2/32
 Prefix-SID: index 400 R:0 N:1 P:1 E:0 V:0 L:0
 Metric: 10 IP-Extended 20.1.1.0/24
 Metric: 10 IP-Extended 81.1.1.0/24

P1.00-00 0x00000015 0xF8A6 1113 0/0/0

Area Address: 49
 NLPID: 0xCC

```

Hostname:      P1
IP Address:    22.1.1.3
Router ID:     3.3.3.3
Router Cap:    3.3.3.3
  SRGB Range: 8000   SRGB Base SID: 16000   I:1 V:0
  SR-Algorithm:
    Algorithm: 0
Metric: 10      IS-Extended PE1.00
  IPv4 Interface Address: 10.1.1.3
  Neighbor IP Address: 10.1.1.26
  Maximum Link Bandwidth : 1000000.00 kbits/sec
  Reservable Bandwidth : 1000000.00 kbits/sec
  Unreserved Bandwidth:
    Unreserved Bandwidth at priority 0: 1000000.00 kbits/sec
    Unreserved Bandwidth at priority 1: 1000000.00 kbits/sec
    Unreserved Bandwidth at priority 2: 1000000.00 kbits/sec
    Unreserved Bandwidth at priority 3: 1000000.00 kbits/sec
    Unreserved Bandwidth at priority 4: 1000000.00 kbits/sec
    Unreserved Bandwidth at priority 5: 1000000.00 kbits/sec
    Unreserved Bandwidth at priority 6: 1000000.00 kbits/sec
    Unreserved Bandwidth at priority 7: 1000000.00 kbits/sec
  TE-Default Metric: 10
  Adjacency SID: 25600   F:0 B:0 V:1 L:1 S:0 P:0
Metric: 10      IS-Extended PE2.00
  IPv4 Interface Address: 11.1.1.3
  Neighbor IP Address: 11.1.1.23
  Maximum Link Bandwidth : 1000000.00 kbits/sec
  Reservable Bandwidth : 1000000.00 kbits/sec
  Unreserved Bandwidth:
    Unreserved Bandwidth at priority 0: 1000000.00 kbits/sec
    Unreserved Bandwidth at priority 1: 1000000.00 kbits/sec
    Unreserved Bandwidth at priority 2: 1000000.00 kbits/sec
    Unreserved Bandwidth at priority 3: 1000000.00 kbits/sec
    Unreserved Bandwidth at priority 4: 1000000.00 kbits/sec
    Unreserved Bandwidth at priority 5: 1000000.00 kbits/sec
    Unreserved Bandwidth at priority 6: 1000000.00 kbits/sec
    Unreserved Bandwidth at priority 7: 1000000.00 kbits/sec
  TE-Default Metric: 10
  Adjacency SID: 25601   F:0 B:0 V:1 L:1 S:0 P:0
Metric: 10      IP-Extended 22.1.1.0/24
Metric: 0       IP-Extended 3.3.3.3/32
  Prefix-SID: index 200 R:0 N:1 P:1 E:0 V:0 L:0
Metric: 10      IP-Extended 10.1.1.0/24
Metric: 10      IP-Extended 11.1.1.0/24
P3.00-00      0x00000011   0xF02F      865      0/0/0
  Area Address: 49
  NLPID: 0xCC
  Hostname: P3
  IP Address: 82.1.1.2
  Router ID: 6.6.6.6

```

Router Cap: 6.6.6.6
 SRGB Range: 8000 SRGB Base SID: 16000 I:1 V:0
 SR-Algorithm:
 Algorithm: 0

Metric: 10 IS-Extended P2.00
 IPv4 Interface Address: 81.1.1.2
 Neighbor IP Address: 81.1.1.1
 Maximum Link Bandwidth : 10000000.00 kbits/sec
 Reservable Bandwidth : 10000000.00 kbits/sec
 Unreserved Bandwidth:
 Unreserved Bandwidth at priority 0: 10000000.00 kbits/sec
 Unreserved Bandwidth at priority 1: 10000000.00 kbits/sec
 Unreserved Bandwidth at priority 2: 10000000.00 kbits/sec
 Unreserved Bandwidth at priority 3: 10000000.00 kbits/sec
 Unreserved Bandwidth at priority 4: 10000000.00 kbits/sec
 Unreserved Bandwidth at priority 5: 10000000.00 kbits/sec
 Unreserved Bandwidth at priority 6: 10000000.00 kbits/sec
 Unreserved Bandwidth at priority 7: 10000000.00 kbits/sec
 TE-Default Metric: 10
 Adjacency SID: 25600 F:0 B:0 V:1 L:1 S:0 P:0

Metric: 10 IS-Extended PE2.00
 IPv4 Interface Address: 82.1.1.2
 Neighbor IP Address: 82.1.1.1
 Maximum Link Bandwidth : 100000000.00 kbits/sec
 Reservable Bandwidth : 100000000.00 kbits/sec
 Unreserved Bandwidth:
 Unreserved Bandwidth at priority 0: 100000000.00 kbits/sec
 Unreserved Bandwidth at priority 1: 100000000.00 kbits/sec
 Unreserved Bandwidth at priority 2: 100000000.00 kbits/sec
 Unreserved Bandwidth at priority 3: 100000000.00 kbits/sec
 Unreserved Bandwidth at priority 4: 100000000.00 kbits/sec
 Unreserved Bandwidth at priority 5: 100000000.00 kbits/sec
 Unreserved Bandwidth at priority 6: 100000000.00 kbits/sec
 Unreserved Bandwidth at priority 7: 100000000.00 kbits/sec
 TE-Default Metric: 10
 Adjacency SID: 25601 F:0 B:0 V:1 L:1 S:0 P:0

Metric: 10 IP-Extended 82.1.1.0/24
 Metric: 10 IP-Extended 81.1.1.0/24
 Metric: 0 IP-Extended 6.6.6.6/32

Prefix-SID: index 6 R:0 N:1 P:1 E:0 V:0 L:0

PE2.00-00 0x00000016 0x2CF0 1130 0/0/0

Area Address: 49
 NLPID: 0xCC
 Hostname: PE2
 IP Address: 22.1.1.23
 Router ID: 23.23.23.23
 Router Cap: 23.23.23.23
 SRGB Range: 8000 SRGB Base SID: 16000 I:1 V:0
 SR-Algorithm:
 Algorithm: 0

Metric: 10 IS-Extended P1.00
 IPv4 Interface Address: 11.1.1.23
 Neighbor IP Address: 11.1.1.3
 Maximum Link Bandwidth : 1000000.00 kbits/sec
 Reservable Bandwidth : 1000000.00 kbits/sec
 Unreserved Bandwidth:
 Unreserved Bandwidth at priority 0: 1000000.00 kbits/sec
 Unreserved Bandwidth at priority 1: 1000000.00 kbits/sec
 Unreserved Bandwidth at priority 2: 1000000.00 kbits/sec
 Unreserved Bandwidth at priority 3: 1000000.00 kbits/sec
 Unreserved Bandwidth at priority 4: 1000000.00 kbits/sec
 Unreserved Bandwidth at priority 5: 1000000.00 kbits/sec
 Unreserved Bandwidth at priority 6: 1000000.00 kbits/sec
 Unreserved Bandwidth at priority 7: 1000000.00 kbits/sec
 TE-Default Metric: 10
 Adjacency SID: 27520 F:0 B:0 V:1 L:1 S:0 P:0

Metric: 10 IS-Extended P3.00
 IPv4 Interface Address: 82.1.1.1
 Neighbor IP Address: 82.1.1.2
 Maximum Link Bandwidth : 100000000.00 kbits/sec
 Reservable Bandwidth : 100000000.00 kbits/sec
 Unreserved Bandwidth:
 Unreserved Bandwidth at priority 0: 100000000.00 kbits/sec
 Unreserved Bandwidth at priority 1: 100000000.00 kbits/sec
 Unreserved Bandwidth at priority 2: 100000000.00 kbits/sec
 Unreserved Bandwidth at priority 3: 100000000.00 kbits/sec
 Unreserved Bandwidth at priority 4: 100000000.00 kbits/sec
 Unreserved Bandwidth at priority 5: 100000000.00 kbits/sec
 Unreserved Bandwidth at priority 6: 100000000.00 kbits/sec
 Unreserved Bandwidth at priority 7: 100000000.00 kbits/sec
 TE-Default Metric: 10
 Adjacency SID: 27521 F:0 B:0 V:1 L:1 S:0 P:0

Metric: 10 IP-Extended 22.1.1.0/24
 Metric: 0 IP-Extended 23.23.23.23/32
 Prefix-SID: index 300 R:0 N:1 P:1 E:0 V:0 L:0
 Metric: 10 IP-Extended 11.1.1.0/24
 Metric: 10 IP-Extended 82.1.1.0/24

PE1.00-00 * 0x00000016 0x14BF 919 0/0/0

Area Address: 49
 NLPID: 0xCC
 Hostname: PE1
 IP Address: 10.1.1.26
 Router ID: 26.26.26.26
 Router Cap: 26.26.26.26
 SRGB Range: 8000 SRGB Base SID: 16000 I:1 V:0
 SR-Algorithm:
 Algorithm: 0

Metric: 10 IS-Extended P1.00
 IPv4 Interface Address: 10.1.1.26
 Neighbor IP Address: 10.1.1.3

Maximum Link Bandwidth : 1000000.00 kbits/sec
 Reservable Bandwidth : 1000000.00 kbits/sec
 Unreserved Bandwidth:
 Unreserved Bandwidth at priority 0: 1000000.00 kbits/sec
 Unreserved Bandwidth at priority 1: 1000000.00 kbits/sec
 Unreserved Bandwidth at priority 2: 1000000.00 kbits/sec
 Unreserved Bandwidth at priority 3: 1000000.00 kbits/sec
 Unreserved Bandwidth at priority 4: 1000000.00 kbits/sec
 Unreserved Bandwidth at priority 5: 1000000.00 kbits/sec
 Unreserved Bandwidth at priority 6: 1000000.00 kbits/sec
 Unreserved Bandwidth at priority 7: 1000000.00 kbits/sec

TE-Default Metric: 10

Adjacency SID: 27520 F:0 B:0 V:1 L:1 S:0 P:0

Metric: 10 IS-Extended P2.00

IPv4 Interface Address: 20.1.1.26

Neighbor IP Address: 20.1.1.2

Maximum Link Bandwidth : 1000000.00 kbits/sec

Reservable Bandwidth : 1000000.00 kbits/sec

Unreserved Bandwidth:

 Unreserved Bandwidth at priority 0: 1000000.00 kbits/sec
 Unreserved Bandwidth at priority 1: 1000000.00 kbits/sec
 Unreserved Bandwidth at priority 2: 1000000.00 kbits/sec
 Unreserved Bandwidth at priority 3: 1000000.00 kbits/sec
 Unreserved Bandwidth at priority 4: 1000000.00 kbits/sec
 Unreserved Bandwidth at priority 5: 1000000.00 kbits/sec
 Unreserved Bandwidth at priority 6: 1000000.00 kbits/sec
 Unreserved Bandwidth at priority 7: 1000000.00 kbits/sec

TE-Default Metric: 10

Adjacency SID: 27521 F:0 B:0 V:1 L:1 S:0 P:0

Metric: 0 IP-Extended 26.26.26.26/32

Prefix-SID: index 100 R:0 N:1 P:1 E:0 V:0 L:0

Metric: 10 IP-Extended 20.1.1.0/24

Metric: 10 IP-Extended 10.1.1.0/24

IS-IS Level-2 Link State Database:

LSPID	LSP Seq Num	LSP Checksum	LSP Holdtime	ATT/P/OL
P2.00-00	0x0000001A	0xB346	898	0/0/0

Area Address: 49

NLPID: 0xCC

Hostname: P2

IP Address: 21.1.1.2

Router ID: 2.2.2.2

Router Cap: 2.2.2.2

SRGB Range: 8000 SRGB Base SID: 16000 I:1 V:0

SR-Algorithm:

 Algorithm: 0

Metric: 10 IS-Extended PE1.00

IPv4 Interface Address: 20.1.1.2

Neighbor IP Address: 20.1.1.26

Maximum Link Bandwidth : 1000000.00 kbits/sec

```

Reservable Bandwidth : 1000000.00 kbits/sec
Unreserved Bandwidth:
  Unreserved Bandwidth at priority 0: 1000000.00 kbits/sec
  Unreserved Bandwidth at priority 1: 1000000.00 kbits/sec
  Unreserved Bandwidth at priority 2: 1000000.00 kbits/sec
  Unreserved Bandwidth at priority 3: 1000000.00 kbits/sec
  Unreserved Bandwidth at priority 4: 1000000.00 kbits/sec
  Unreserved Bandwidth at priority 5: 1000000.00 kbits/sec
  Unreserved Bandwidth at priority 6: 1000000.00 kbits/sec
  Unreserved Bandwidth at priority 7: 1000000.00 kbits/sec
TE-Default Metric: 10
Adjacency SID: 25600  F:0 B:0 V:1 L:1 S:0 P:0
Metric: 10          IS-Extended P3.00
IPv4 Interface Address: 81.1.1.1
Neighbor IP Address: 81.1.1.2
Maximum Link Bandwidth : 10000000.00 kbits/sec
Reservable Bandwidth : 10000000.00 kbits/sec
Unreserved Bandwidth:
  Unreserved Bandwidth at priority 0: 10000000.00 kbits/sec
  Unreserved Bandwidth at priority 1: 10000000.00 kbits/sec
  Unreserved Bandwidth at priority 2: 10000000.00 kbits/sec
  Unreserved Bandwidth at priority 3: 10000000.00 kbits/sec
  Unreserved Bandwidth at priority 4: 10000000.00 kbits/sec
  Unreserved Bandwidth at priority 5: 10000000.00 kbits/sec
  Unreserved Bandwidth at priority 6: 10000000.00 kbits/sec
  Unreserved Bandwidth at priority 7: 10000000.00 kbits/sec
TE-Default Metric: 10
Adjacency SID: 25601  F:0 B:0 V:1 L:1 S:0 P:0
Metric: 10          IP-Extended 21.1.1.0/24
Metric: 0          IP-Extended 2.2.2.2/32
  Prefix-SID: index 400 R:0 N:1 P:1 E:0 V:0 L:0
Metric: 10          IP-Extended 20.1.1.0/24
Metric: 20          IP-Extended 3.3.3.3/32
  Prefix-SID: index 200 R:1 N:0 P:1 E:0 V:0 L:0
Metric: 20          IP-Extended 10.1.1.0/24
Metric: 30          IP-Extended 22.1.1.0/24
Metric: 10          IP-Extended 26.26.26.26/32
  Prefix-SID: index 100 R:1 N:0 P:1 E:0 V:0 L:0
Metric: 30          IP-Extended 11.1.1.0/24
Metric: 20          IP-Extended 23.23.23.23/32
  Prefix-SID: index 300 R:1 N:0 P:1 E:0 V:0 L:0
Metric: 10          IP-Extended 81.1.1.0/24
Metric: 20          IP-Extended 82.1.1.0/24
Metric: 10          IP-Extended 6.6.6.6/32
  Prefix-SID: index 6 R:1 N:0 P:1 E:0 V:0 L:0
P1.00-00          0x0000001D  0x49B9          1113          0/0/0
Area Address: 49
NLPID:          0xCC
Hostname:       P1
IP Address:     22.1.1.3

```

```

Router ID:      3.3.3.3
Router Cap:    3.3.3.3
  SRGB Range: 8000   SRGB Base SID: 16000   I:1 V:0
  SR-Algorithm:
    Algorithm: 0
Metric: 10      IS-Extended PE1.00
  IPv4 Interface Address: 10.1.1.3
  Neighbor IP Address: 10.1.1.26
  Maximum Link Bandwidth : 1000000.00 kbits/sec
  Reservable Bandwidth : 1000000.00 kbits/sec
  Unreserved Bandwidth:
    Unreserved Bandwidth at priority 0: 1000000.00 kbits/sec
    Unreserved Bandwidth at priority 1: 1000000.00 kbits/sec
    Unreserved Bandwidth at priority 2: 1000000.00 kbits/sec
    Unreserved Bandwidth at priority 3: 1000000.00 kbits/sec
    Unreserved Bandwidth at priority 4: 1000000.00 kbits/sec
    Unreserved Bandwidth at priority 5: 1000000.00 kbits/sec
    Unreserved Bandwidth at priority 6: 1000000.00 kbits/sec
    Unreserved Bandwidth at priority 7: 1000000.00 kbits/sec
  TE-Default Metric: 10
  Adjacency SID: 25600   F:0 B:0 V:1 L:1 S:0 P:0
Metric: 10      IS-Extended PE2.00
  IPv4 Interface Address: 11.1.1.3
  Neighbor IP Address: 11.1.1.23
  Maximum Link Bandwidth : 1000000.00 kbits/sec
  Reservable Bandwidth : 1000000.00 kbits/sec
  Unreserved Bandwidth:
    Unreserved Bandwidth at priority 0: 1000000.00 kbits/sec
    Unreserved Bandwidth at priority 1: 1000000.00 kbits/sec
    Unreserved Bandwidth at priority 2: 1000000.00 kbits/sec
    Unreserved Bandwidth at priority 3: 1000000.00 kbits/sec
    Unreserved Bandwidth at priority 4: 1000000.00 kbits/sec
    Unreserved Bandwidth at priority 5: 1000000.00 kbits/sec
    Unreserved Bandwidth at priority 6: 1000000.00 kbits/sec
    Unreserved Bandwidth at priority 7: 1000000.00 kbits/sec
  TE-Default Metric: 10
  Adjacency SID: 25601   F:0 B:0 V:1 L:1 S:0 P:0
Metric: 10      IP-Extended 22.1.1.0/24
Metric: 0       IP-Extended 3.3.3.3/32
  Prefix-SID: index 200 R:0 N:1 P:1 E:0 V:0 L:0
Metric: 10      IP-Extended 10.1.1.0/24
Metric: 10      IP-Extended 26.26.26.26/32
  Prefix-SID: index 100 R:1 N:0 P:1 E:0 V:0 L:0
Metric: 20      IP-Extended 20.1.1.0/24
Metric: 20      IP-Extended 2.2.2.2/32
  Prefix-SID: index 400 R:1 N:0 P:1 E:0 V:0 L:0
Metric: 30      IP-Extended 21.1.1.0/24
Metric: 10      IP-Extended 11.1.1.0/24
Metric: 10      IP-Extended 23.23.23.23/32
  Prefix-SID: index 300 R:1 N:0 P:1 E:0 V:0 L:0

```



```

Metric: 30          IP-Extended 81.1.1.0/24
Metric: 20          IP-Extended 82.1.1.0/24
Metric: 20          IP-Extended 6.6.6.6/32
  Prefix-SID: index 6 R:1 N:0 P:1 E:0 V:0 L:0
P3.00-00           0x00000012  0xDC43          865          0/0/0
Area Address: 49
NLPID:            0xCC
Hostname:         P3
IP Address:       82.1.1.2
Router ID:        6.6.6.6
Router Cap:       6.6.6.6
  SRGB Range: 8000  SRGB Base SID: 16000  I:1 V:0
  SR-Algorithm:
    Algorithm: 0
Metric: 10          IS-Extended P2.00
IPv4 Interface Address: 81.1.1.2
Neighbor IP Address: 81.1.1.1
Maximum Link Bandwidth : 10000000.00 kbits/sec
Reservable Bandwidth : 10000000.00 kbits/sec
Unreserved Bandwidth:
  Unreserved Bandwidth at priority 0: 10000000.00 kbits/sec
  Unreserved Bandwidth at priority 1: 10000000.00 kbits/sec
  Unreserved Bandwidth at priority 2: 10000000.00 kbits/sec
  Unreserved Bandwidth at priority 3: 10000000.00 kbits/sec
  Unreserved Bandwidth at priority 4: 10000000.00 kbits/sec
  Unreserved Bandwidth at priority 5: 10000000.00 kbits/sec
  Unreserved Bandwidth at priority 6: 10000000.00 kbits/sec
  Unreserved Bandwidth at priority 7: 10000000.00 kbits/sec
TE-Default Metric: 10
Adjacency SID: 25600  F:0 B:0 V:1 L:1 S:0 P:0
Metric: 10          IS-Extended PE2.00
IPv4 Interface Address: 82.1.1.2
Neighbor IP Address: 82.1.1.1
Maximum Link Bandwidth : 100000000.00 kbits/sec
Reservable Bandwidth : 100000000.00 kbits/sec
Unreserved Bandwidth:
  Unreserved Bandwidth at priority 0: 100000000.00 kbits/sec
  Unreserved Bandwidth at priority 1: 100000000.00 kbits/sec
  Unreserved Bandwidth at priority 2: 100000000.00 kbits/sec
  Unreserved Bandwidth at priority 3: 100000000.00 kbits/sec
  Unreserved Bandwidth at priority 4: 100000000.00 kbits/sec
  Unreserved Bandwidth at priority 5: 100000000.00 kbits/sec
  Unreserved Bandwidth at priority 6: 100000000.00 kbits/sec
  Unreserved Bandwidth at priority 7: 100000000.00 kbits/sec
TE-Default Metric: 10
Adjacency SID: 25601  F:0 B:0 V:1 L:1 S:0 P:0
Metric: 10          IP-Extended 82.1.1.0/24
Metric: 10          IP-Extended 81.1.1.0/24
Metric: 0           IP-Extended 6.6.6.6/32
  Prefix-SID: index 6 R:0 N:1 P:1 E:0 V:0 L:0

```

```

Metric: 10          IP-Extended 2.2.2.2/32
  Prefix-SID: index 400 R:1 N:0 P:1 E:0 V:0 L:0
Metric: 20          IP-Extended 3.3.3.3/32
  Prefix-SID: index 200 R:1 N:0 P:1 E:0 V:0 L:0
Metric: 30          IP-Extended 10.1.1.0/24
Metric: 20          IP-Extended 11.1.1.0/24
Metric: 20          IP-Extended 20.1.1.0/24
Metric: 20          IP-Extended 21.1.1.0/24
Metric: 20          IP-Extended 22.1.1.0/24
Metric: 10          IP-Extended 23.23.23.23/32
  Prefix-SID: index 300 R:1 N:0 P:1 E:0 V:0 L:0
Metric: 20          IP-Extended 26.26.26.26/32
  Prefix-SID: index 100 R:1 N:0 P:1 E:0 V:0 L:0
PE2.00-00          0x0000001A  0x6918          1130          0/0/0
Area Address: 49
NLPID:           0xCC
Hostname:        PE2
IP Address:      22.1.1.23
Router ID:       23.23.23.23
Router Cap:      23.23.23.23
  SRGB Range: 8000  SRGB Base SID: 16000  I:1 V:0
  SR-Algorithm:
    Algorithm: 0
Metric: 10          IS-Extended P1.00
  IPv4 Interface Address: 11.1.1.23
  Neighbor IP Address: 11.1.1.3
  Maximum Link Bandwidth : 1000000.00 kbits/sec
  Reservable Bandwidth : 1000000.00 kbits/sec
  Unreserved Bandwidth:
    Unreserved Bandwidth at priority 0: 1000000.00 kbits/sec
    Unreserved Bandwidth at priority 1: 1000000.00 kbits/sec
    Unreserved Bandwidth at priority 2: 1000000.00 kbits/sec
    Unreserved Bandwidth at priority 3: 1000000.00 kbits/sec
    Unreserved Bandwidth at priority 4: 1000000.00 kbits/sec
    Unreserved Bandwidth at priority 5: 1000000.00 kbits/sec
    Unreserved Bandwidth at priority 6: 1000000.00 kbits/sec
    Unreserved Bandwidth at priority 7: 1000000.00 kbits/sec
  TE-Default Metric: 10
  Adjacency SID: 27520  F:0 B:0 V:1 L:1 S:0 P:0
Metric: 10          IS-Extended P3.00
  IPv4 Interface Address: 82.1.1.1
  Neighbor IP Address: 82.1.1.2
  Maximum Link Bandwidth : 100000000.00 kbits/sec
  Reservable Bandwidth : 100000000.00 kbits/sec
  Unreserved Bandwidth:
    Unreserved Bandwidth at priority 0: 100000000.00 kbits/sec
    Unreserved Bandwidth at priority 1: 100000000.00 kbits/sec
    Unreserved Bandwidth at priority 2: 100000000.00 kbits/sec
    Unreserved Bandwidth at priority 3: 100000000.00 kbits/sec
    Unreserved Bandwidth at priority 4: 100000000.00 kbits/sec

```

```

Unreserved Bandwidth at priority 5: 100000000.00 kbits/sec
Unreserved Bandwidth at priority 6: 100000000.00 kbits/sec
Unreserved Bandwidth at priority 7: 100000000.00 kbits/sec
TE-Default Metric: 10
Adjacency SID: 27521  F:0 B:0 V:1 L:1 S:0 P:0
Metric: 10          IP-Extended 22.1.1.0/24
Metric: 0          IP-Extended 23.23.23.23/32
Prefix-SID: index 300 R:0 N:1 P:1 E:0 V:0 L:0
Metric: 10          IP-Extended 11.1.1.0/24
Metric: 10          IP-Extended 3.3.3.3/32
Prefix-SID: index 200 R:1 N:0 P:1 E:0 V:0 L:0
Metric: 20          IP-Extended 10.1.1.0/24
Metric: 20          IP-Extended 2.2.2.2/32
Prefix-SID: index 400 R:1 N:0 P:1 E:0 V:0 L:0
Metric: 30          IP-Extended 20.1.1.0/24
Metric: 30          IP-Extended 21.1.1.0/24
Metric: 20          IP-Extended 26.26.26.26/32
Prefix-SID: index 100 R:1 N:0 P:1 E:0 V:0 L:0
Metric: 10          IP-Extended 82.1.1.0/24
Metric: 20          IP-Extended 81.1.1.0/24
Metric: 10          IP-Extended 6.6.6.6/32
Prefix-SID: index 6 R:1 N:0 P:1 E:0 V:0 L:0
PE1.00-00          * 0x0000001E  0x0FE6          919          0/0/0
Area Address: 49
NLPID:            0xCC
Hostname:         PE1
IP Address:       10.1.1.26
Router ID:        26.26.26.26
Router Cap:       26.26.26.26
SRGB Range: 8000  SRGB Base SID: 16000  I:1 V:0
SR-Algorithm:
Algorithm: 0
Metric: 10          IS-Extended P1.00
IPv4 Interface Address: 10.1.1.26
Neighbor IP Address: 10.1.1.3
Maximum Link Bandwidth : 1000000.00 kbits/sec
Reservable Bandwidth : 1000000.00 kbits/sec
Unreserved Bandwidth:
Unreserved Bandwidth at priority 0: 1000000.00 kbits/sec
Unreserved Bandwidth at priority 1: 1000000.00 kbits/sec
Unreserved Bandwidth at priority 2: 1000000.00 kbits/sec
Unreserved Bandwidth at priority 3: 1000000.00 kbits/sec
Unreserved Bandwidth at priority 4: 1000000.00 kbits/sec
Unreserved Bandwidth at priority 5: 1000000.00 kbits/sec
Unreserved Bandwidth at priority 6: 1000000.00 kbits/sec
Unreserved Bandwidth at priority 7: 1000000.00 kbits/sec
TE-Default Metric: 10
Adjacency SID: 27520  F:0 B:0 V:1 L:1 S:0 P:0
Metric: 10          IS-Extended P2.00
IPv4 Interface Address: 20.1.1.26

```

```

Neighbor IP Address: 20.1.1.2
Maximum Link Bandwidth : 1000000.00 kbits/sec
Reservable Bandwidth : 1000000.00 kbits/sec
Unreserved Bandwidth:
  Unreserved Bandwidth at priority 0: 1000000.00 kbits/sec
  Unreserved Bandwidth at priority 1: 1000000.00 kbits/sec
  Unreserved Bandwidth at priority 2: 1000000.00 kbits/sec
  Unreserved Bandwidth at priority 3: 1000000.00 kbits/sec
  Unreserved Bandwidth at priority 4: 1000000.00 kbits/sec
  Unreserved Bandwidth at priority 5: 1000000.00 kbits/sec
  Unreserved Bandwidth at priority 6: 1000000.00 kbits/sec
  Unreserved Bandwidth at priority 7: 1000000.00 kbits/sec
TE-Default Metric: 10
Adjacency SID: 27521 F:0 B:0 V:1 L:1 S:0 P:0
Metric: 0 IP-Extended 26.26.26.26/32
Prefix-SID: index 100 R:0 N:1 P:1 E:0 V:0 L:0
Metric: 10 IP-Extended 20.1.1.0/24
Metric: 10 IP-Extended 10.1.1.0/24
Metric: 10 IP-Extended 3.3.3.3/32
Prefix-SID: index 200 R:1 N:0 P:1 E:0 V:0 L:0
Metric: 20 IP-Extended 22.1.1.0/24
Metric: 10 IP-Extended 2.2.2.2/32
Prefix-SID: index 400 R:1 N:0 P:1 E:0 V:0 L:0
Metric: 20 IP-Extended 21.1.1.0/24
Metric: 20 IP-Extended 11.1.1.0/24
Metric: 20 IP-Extended 23.23.23.23/32
Prefix-SID: index 300 R:1 N:0 P:1 E:0 V:0 L:0
Metric: 20 IP-Extended 81.1.1.0/24
Metric: 30 IP-Extended 82.1.1.0/24
Metric: 20 IP-Extended 6.6.6.6/32
Prefix-SID: index 6 R:1 N:0 P:1 E:0 V:0 L:0

```

PE1#

Validation 4

Verify that segment routing is enabled and that prefix SIDs are announced to other routers.

Verify that prefix SIDs are installed as labels in MPLS forwarding table. Verify the same in FTN and ILM tables.

PE1#show mpls forwarding-table

```

Codes: > - installed FTN, * - selected FTN, p - stale FTN, ! - using backup
       B - BGP FTN, K - CLI FTN, t - tunnel, P - SR Policy FTN,
       L - LDP FTN, R - RSVP-TE FTN, S - SNMP FTN, I - IGP-Shortcut,
       U - unknown FTN, O - SR-OSPF FTN, i - SR-ISIS FTN, k - SR-CLI FTN
       (m) - FTN mapped over multipath transport, (e) - FTN is ECMP

```

Code	FEC	FTN-ID	Nhlfe-ID	Tunnel-id	Pri	LSP-Type	Out-Label
Out-Intf	ELC	Nexthop					
i>	2.2.2.2/32	2	8	0	Yes	LSP_DEFAULT	16400
vlan1.20	No	20.1.1.2					

```

i> 2.2.2.2/32      8      22      0      No      LSP_DEFAULT 16400
-   No 10.1.1.3
i> 3.3.3.3/32      1      4      0      Yes     LSP_DEFAULT 16200
po1.10 No 10.1.1.3
i> 3.3.3.3/32      9      24      0      No      LSP_DEFAULT 16200
-   No 20.1.1.2
i> 6.6.6.6/32      5      18      0      Yes     LSP_DEFAULT 16006
vlan1.20 No 20.1.1.2
i> 6.6.6.6/32     10     26      0      No      LSP_DEFAULT 16006
-   No 10.1.1.3
i> 6.6.6.6/32      7      20     2202    Yes     LSP_DEFAULT 16006
vlan1.20 No 20.1.1.2
i> 23.23.23.23/32  3      10      0      Yes     LSP_DEFAULT 16300
po1.10 No 10.1.1.3
i> 23.23.23.23/32  11     28      0      No      LSP_DEFAULT 16300
-   No 20.1.1.2
i> 23.23.23.23/32  6      19     2201    Yes     LSP_DEFAULT 16300
po1.10 No 10.1.1.3
B> 2001::/64       4      15      0      Yes     LSP_DEFAULT 25601
-   No 23.23.23.23
PE1#

```

In the forwarding tables above, the configured prefix SIDs are in the Out-Label column which is expected and is global across the topology. The swap happens in between nodes with this prefix SID and there is no local labelling.

Also verify the ILM and FTN tables.

```
PE1#show mpls ilm-table
```

```

Codes: > - installed ILM, * - selected ILM, p - stale ILM, ! - using backup
K - CLI ILM, T - MPLS-TP, s - Stitched ILM
S - SNMP, L - LDP, R - RSVP, C - CRLDP
B - BGP, K - CLI, V - LDP_VC, I - IGP_SHORTCUT
O - OSPF/OSPF6 SR, i - ISIS SR, k - SR CLI
P - SR Policy, U - unknown

```

```
LDP ilm-ecmp - disabled
```

Code	FEC/VRF/L2CKT	ILM-ID	In-Label	Out-Label	In-Intf	Out-Intf/VRF
Nextthop		pri	LSP-Type			
i>	2.2.2.2/32	8	16400	16400	N/A	vlan1.20
20.1.1.2		Yes	LSP_DEFAULT			
i>	2.2.2.2/32	14	16400	16400	N/A	po1.10
10.1.1.3		No	LSP_DEFAULT			
i>	26.26.26.26/32	4	16100	Nolabel	N/A	N/A
127.0.0.1		Yes	LSP_DEFAULT			
B	evpn:500	3	17	Nolabel	N/A	N/A
127.0.0.1		Yes	LSP_DEFAULT			
B	evpn:400	1	16	Nolabel	N/A	N/A
127.0.0.1		Yes	LSP_DEFAULT			
B	evpn:500	2	640	Nolabel	N/A	N/A
127.0.0.1		Yes	LSP_DEFAULT			
i>	6.6.6.6/32	13	16006	16006	N/A	vlan1.20
20.1.1.2		Yes	LSP_DEFAULT			
i>	6.6.6.6/32	16	16006	16006	N/A	po1.10
10.1.1.3		No	LSP_DEFAULT			
i>	23.23.23.23/32	9	16300	16300	N/A	po1.10
10.1.1.3		Yes	LSP_DEFAULT			

i>	23.23.23.23/32	17	16300	16300	N/A	vlan1.20	
20.1.1.2		No	LSP_DEFAULT				
i>	3.3.3.3/32	6	16200	16200	N/A	pol.10	
10.1.1.3		Yes	LSP_DEFAULT				
i>	3.3.3.3/32	15	16200	16200	N/A	vlan1.20	
20.1.1.2		No	LSP_DEFAULT				
i>	10.1.1.3/32	5	27520	3	N/A	pol.10	
10.1.1.3		Yes	LSP_DEFAULT				
i>	10.1.1.3/32	19	27520	16200	N/A	vlan1.20	
20.1.1.2		No	LSP_DEFAULT				
B>	vrf100	10	25600	Nolabel	N/A	vrf100	N/
A		Yes	LSP_DEFAULT				
B>	6PE	11	25601	Nolabel	N/A	N/A	N/
A		Yes	LSP_DEFAULT				
i>	20.1.1.2/32	7	27521	3	N/A	vlan1.20	
20.1.1.2		Yes	LSP_DEFAULT				
i>	20.1.1.2/32	18	27521	16400	N/A	pol.10	
10.1.1.3		No	LSP_DEFAULT				
V>	12ckt:200	12	26880	Nolabel	pol.10	xe1.200	
N/A		Yes	LSP_DEFAULT				

PE1#

PE1#show mpls ftn-table

Primary FTN entry with FEC: 2.2.2.2/32, id: 2, row status: Active, Tunnel-Policy: N/A, State: Installed

Owner: ISIS-SR, distance: 115, Action-type: Redirect to LSP, Exp-bits: 0x0, Incoming DSCP: none

Tunnel id: 0, Protected LSP id: 0, Description: N/A, , Color: 0

Cross connect ix: 5, in intf: - in label: 0 out-segment ix: 7

Owner: ISIS-SR, Persistent: No, Admin Status: Up, Oper Status: Up

Out-segment with ix: 7, owner: ISIS-SR, Stale: NO, out intf: vlan1.20, out label: 16400

Nexthop addr: 20.1.1.2 cross connect ix: 5, op code: Push

Non-primary FTN entry with FEC: 2.2.2.2/32, id: 8, row status: Active, Tunnel-Policy: N/A, State: Installed

Owner: ISIS-SR, distance: 115, Action-type: Redirect to Tunnel, Exp-bits: 0x0, Incoming DSCP: none

Tunnel id: 0, Protected LSP id: 0, QoS Resource id: 0, Description: N/A, , Color: 0

Cross connect ix: 14, in intf: - in label: 0 out-segment ix: 21

Owner: ISIS-SR, Persistent: No, Admin Status: Up, Oper Status: Up

Out-segment with ix: 21, owner: ISIS-SR, Stale: NO, ISIS-SR out intf: pol.10, transport out intf: N/A, out label: 16400

Nexthop addr: 10.1.1.3 cross connect ix: 14, op code: Push and Lookup

bypass_ftn_ix 6

Primary FTN entry with FEC: 3.3.3.3/32, id: 1, row status: Active, Tunnel-Policy: N/A, State: Installed

Owner: ISIS-SR, distance: 115, Action-type: Redirect to LSP, Exp-bits: 0x0, Incoming DSCP: none

Tunnel id: 0, Protected LSP id: 0, Description: N/A, , Color: 0

Cross connect ix: 3, in intf: - in label: 0 out-segment ix: 3

Owner: ISIS-SR, Persistent: No, Admin Status: Up, Oper Status: Up

Out-segment with ix: 3, owner: ISIS-SR, Stale: NO, out intf: pol.10, out label: 16200

Nexthop addr: 10.1.1.3 cross connect ix: 3, op code: Push

Non-primary FTN entry with FEC: 3.3.3.3/32, id: 9, row status: Active, Tunnel-Policy: N/A, State: Installed

Owner: ISIS-SR, distance: 115, Action-type: Redirect to Tunnel, Exp-bits: 0x0, Incoming DSCP: none

Tunnel id: 0, Protected LSP id: 0, QoS Resource id: 0, Description: N/A, , Color: 0

Cross connect ix: 15, in intf: - in label: 0 out-segment ix: 23

Owner: ISIS-SR, Persistent: No, Admin Status: Up, Oper Status: Up

Out-segment with ix: 23, owner: ISIS-SR, Stale: NO, ISIS-SR out intf: vlan1.20, transport out intf: N/A, out label: 16200

Nexthop addr: 20.1.1.2 cross connect ix: 15, op code: Push and Lookup

bypass_ftn_ix 7

Primary FTN entry with FEC: 6.6.6.6/32, id: 5, row status: Active, Tunnel-Policy: N/A, State: Installed

Owner: ISIS-SR, distance: 115, Action-type: Redirect to LSP, Exp-bits: 0x0, Incoming DSCP: none

Tunnel id: 0, Protected LSP id: 0, Description: N/A, , Color: 0

Cross connect ix: 13, in intf: - in label: 0 out-segment ix: 17

Owner: ISIS-SR, Persistent: No, Admin Status: Up, Oper Status: Up

Out-segment with ix: 17, owner: ISIS-SR, Stale: NO, out intf: vlan1.20, out label: 16006

Nexthop addr: 20.1.1.2 cross connect ix: 13, op code: Push

Non-primary FTN entry with FEC: 6.6.6.6/32, id: 10, row status: Active, Tunnel-Policy: N/A, State: Installed

Owner: ISIS-SR, distance: 115, Action-type: Redirect to Tunnel, Exp-bits: 0x0, Incoming DSCP: none

Tunnel id: 0, Protected LSP id: 0, QoS Resource id: 0, Description: N/A, , Color: 0

Cross connect ix: 16, in intf: - in label: 0 out-segment ix: 25

Owner: ISIS-SR, Persistent: No, Admin Status: Up, Oper Status: Up

Out-segment with ix: 25, owner: ISIS-SR, Stale: NO, ISIS-SR out intf: pol.10, transport out intf: N/A, out label: 16006

Nexthop addr: 10.1.1.3 cross connect ix: 16, op code: Push and Lookup

bypass_ftn_ix 6

Primary FTN entry with FEC: 6.6.6.6/32, id: 7, row status: Active, Tunnel-Policy: N/A, State: Installed

Owner: ISIS-SR, distance: 115, Action-type: Redirect to Tunnel, Exp-bits: 0x0, Incoming DSCP: none

Tunnel id: 2202, Protected LSP id: 0, QoS Resource id: 0, Description: N/A, , Color: 0

Cross connect ix: 13, in intf: - in label: 0 out-segment ix: 17

Owner: ISIS-SR, Persistent: No, Admin Status: Up, Oper Status: Up

Out-segment with ix: 17, owner: ISIS-SR, Stale: NO, out intf: vlan1.20, out label: 16006

Nexthop addr: 20.1.1.2 cross connect ix: 13, op code: Push

Primary FTN entry with FEC: 23.23.23.23/32, id: 3, row status: Active, Tunnel-Policy: N/A, State: Installed

Owner: ISIS-SR, distance: 115, Action-type: Redirect to LSP, Exp-bits: 0x0, Incoming DSCP: none

Tunnel id: 0, Protected LSP id: 0, Description: N/A, , Color: 0

Cross connect ix: 6, in intf: - in label: 0 out-segment ix: 9

Owner: ISIS-SR, Persistent: No, Admin Status: Up, Oper Status: Up

Out-segment with ix: 9, owner: ISIS-SR, Stale: NO, out intf: pol.10, out label: 16300

Nexthop addr: 10.1.1.3 cross connect ix: 6, op code: Push

Non-primary FTN entry with FEC: 23.23.23.23/32, id: 11, row status: Active, Tunnel-Policy: N/A, State: Installed

Owner: ISIS-SR, distance: 115, Action-type: Redirect to Tunnel, Exp-bits: 0x0, Incoming DSCP: none

Tunnel id: 0, Protected LSP id: 0, QoS Resource id: 0, Description: N/A, , Color: 0

Cross connect ix: 17, in intf: - in label: 0 out-segment ix: 27

Owner: ISIS-SR, Persistent: No, Admin Status: Up, Oper Status: Up

Out-segment with ix: 27, owner: ISIS-SR, Stale: NO, ISIS-SR out intf: vlan1.20, transport out intf: N/A, out label: 16300

Nexthop addr: 20.1.1.2 cross connect ix: 17, op code: Push and Lookup

bypass_ftn_ix 7

Primary FTN entry with FEC: 23.23.23.23/32, id: 6, row status: Active, Tunnel-Policy: N/A, State: Installed

Owner: ISIS-SR, distance: 115, Action-type: Redirect to Tunnel, Exp-bits: 0x0, Incoming DSCP: none

Tunnel id: 2201, Protected LSP id: 0, QoS Resource id: 0, Description: N/A, , Color: 0

Cross connect ix: 6, in intf: - in label: 0 out-segment ix: 9

Owner: ISIS-SR, Persistent: No, Admin Status: Up, Oper Status: Up

Out-segment with ix: 9, owner: ISIS-SR, Stale: NO, out intf: pol.10, out label: 16300

Nexthop addr: 10.1.1.3 cross connect ix: 6, op code: Push

Primary FTN entry with FEC: 2001::/64, id: 4, row status: Active, Tunnel-Policy: N/A, State: Installed

Owner: BGP, distance: 0, Action-type: Redirect to LSP, Exp-bits: 0x0, Incoming DSCP: none

VRF id 0, BGP peer 1717:1717:: BGP prefix 2001::

Transport Tunnel id: 0, Protected LSP id: 0, Description: N/A, , Color: 0

Cross connect ix: 11, in intf: - in label: 0 out-segment ix: 15

Owner: BGP, Persistent: No, Admin Status: Up, Oper Status: Up

Out-segment with ix: 15, owner: BGP, Stale: NO, BGP out intf: pol.10, transport out intf: pol.10, out label: 25601

Nexthop addr: 23.23.23.23 cross connect ix: 11, op code: Push and Lookup

PE1#

Validation 5

Verify microloop avoidance setting.

```
PE1#sh isis microloop-avoidance
Tag 1: VRF : default
Level-1 status:
  FSM State: OFIB_STABLE
```

```
Level-2 status:
  FSM State: OFIB_STABLE
```

PE1#

```
PE1#sh isis microloop-avoidance detail
Tag 1: VRF : default
Level-1 status:
  FSM State: OFIB_HOLDING_DOWN
  Event type: Neighbor Down
  Near end: 0000.0000.0026.00      Far end:0000.0000.0003.00
  Hold-down timer running: Yes     Time Remaning: 00:00:02.811
  Delay timer running: No
```

```
Level-2 status:
  FSM State: OFIB_HOLDING_DOWN
  Event type: Neighbor Down
  Near end: 0000.0000.0026.00      Far end:0000.0000.0003.00
  Hold-down timer running: Yes     Time Remaning: 00:00:02.811
  Delay timer running: No
```

oFIB Route Table:

	Destination	Metric	Next-Hop	Interface	Tag
PE1#					

```
PE1#sh isis microloop-avoidance detail
Tag 1: VRF : default
Level-1 status:
  FSM State: OFIB_ONGOING
  Event type: Neighbor Down
  Near end: 0000.0000.0026.00      Far end:0000.0000.0003.00
  Hold-down timer running: No
  Delay timer running: Yes         Time Remaning: 00:00:00.000
```

```
Level-2 status:
  FSM State: OFIB_STABLE
```

oFIB Route Table:

	Destination	Metric	Next-Hop	Interface	Tag
L1	22.1.1.0/24	40	20.1.1.2	vlan1.20	0

```

    Src: 0000.0000.0023
L1  23.23.23.23/32      30      20.1.1.2      vlan1.20      0
    Src: 0000.0000.0023
L1  82.1.1.0/24       30      20.1.1.2      vlan1.20      0
    Src: 0000.0000.0006

```

PE1#

PE1#sh isis microloop-avoidance detail

Tag 1: VRF : default

Level-1 status:

FSM State: OFIB_STABLE

Level-2 status:

FSM State: OFIB_STABLE

PE1#

CHAPTER 22 TWAMP over L3VPN with SR

The Two-way Active Measurement Protocol (TWAMP) over Layer 3 Virtual Private Network (L3VPN) with Segment Routing (SR) feature enables efficient network performance measurement in complex network environments. TWAMP is an open standard protocol for measuring network performance between any two devices, and this feature extends its capabilities to L3VPN networks with SR. This feature enables the measurement and monitoring of service quality and reliability within L3VPN networks. This feature enables a comprehensive analysis of essential network performance metrics, including latency, packet loss, and various performance metrics.

Topology

The topology displays a sample TWAMP over L3VPN topology.

- CE1 and CE2 are customer edge routers
- PE1 and PE2 are IPv4 Provider Edge routers
- P1 is the router at the core of the IPv4 MPLS provider network

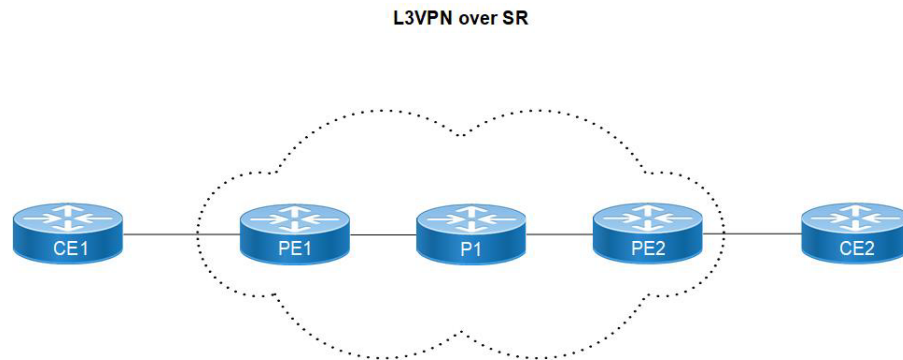


Figure 22-1: TWAMP over L3VPN Topology

SR-MPLS Configuration

PE1

SR-MPLS is configured on PE1 for IGP configs with ISIS and OSPF configuration.

#configure terminal	Enter Configure mode
(config)#int lo	Enter interface mode
(config-if)#ip add 1.1.1.1/32 secondary	Assign IP address to interface
(config-if)#prefix-sid index 100 no-php	Configure sid value with no-php
(config-if)#ip router isis 1	Make the interface part of the router ISIS 1 instance.
(config-if)#interface xe8	Enter Interface mode
(config-if)#load-interval 30	Enable load interval

(config-if)#ip address 10.1.1.1/30	Assign IP address to interface
(config-if)#mtu 9216	Set the mtu size
(config-if)#label-switching	Enable label switching.
(config-if)#ip ospf network point-to-point	Enable network as point to point
(config-if)#isis network point-to-point	Enable network as point to point
(config-if)#ip router isis 1	Make the interface part of the router ISIS 1 instance.
(config-router)#router isis 1	Set the routing process ID
(config-router)#is-type level-2-only	Configure isis level2
(config-router)#metric-style wide	Configure Network entity title (NET).
(config-router)#mpls traffic-eng router-id 1.1.1.1	Enable mpls traffic eng router-id
(config-router)#mpls traffic-eng level-2	Enable MPLS Traffic Engineering as level-2
(config-router)#capability cspf	Enable capability cspf
(config-router)#bfd all-interfaces	Enable bfd all interfaces
(config-router)#net 49.0001.0000.0001.0011.00	Configure network.
(config-router)#isis segment-routing global block20000 23000	Enable SRGB range under ISIS process
(config-router)#segment-routing mpls	Enable segment routing mpls ISIS process.
(config-router)#router ospf 1	Entering router ospf.
(config-router)#ospf router-id 1.1.1.1	Configure OSPF router-id
(config-router)#bfd all-interfaces	Enable bfd all interfaces
(config-router)#network 1.1.1.1/32 area 0.0.0.0	Configure network.
(config-router)#network 10.1.1.0/24 area 0.0.0.0	Configure network.
(config-router)#ospf segment-routing global block 16000 19000	Enable SRGB range under OSPF process
(config-router)#segment-routing mpls	Enable segment routing mpls ISIS process.
(config-router)#commit	Commit the configurations
(config-router)#end	Return to privilege mode

P1

SR-MPLS is configured on P1 for IGP configs with ISIS and OSPF configuration.

#configure terminal	Enter Configure mode
(config)#int lo	Enter interface mode
(config-if)#ip add 2.2.2.2/32 secondary	Assign IP address to interface
(config-if)#prefix-sid index 200 no-php	Configure sid value with no-php
(config-if)#ip router isis 1	Make the interface part of the router ISIS 1 instance.

(config-if)#interface xe8	Enter interface mode
(config-if)#load-interval 30	Enable load interval
(config-if)#ip address 10.1.1.2/30	Assign IP address to interface
(config-if)#mtu 9216	Set the mtu size
(config-if)#label-switching	Enable label switching.
(config-if)#ip ospf network point-to-point	Enable network as point to point
(config-if)#isis network point-to-point	Enable network as point to point
(config-if)#ip router isis 1	Make the interface part of the router ISIS 1 instance.
(config-if)#interface ce0	Enter interface mode
(config-if)#load-interval 30	Enable load interval
(config-if)#ip address 20.1.1.1/30	Assign IP address to interface
(config-if)#mtu 9216	Set the mtu size
(config-if)#label-switching	Enable label switching.
(config-if)#ip ospf network point-to-point	Enable network as point to point
(config-if)#isis network point-to-point	Enable network as point to point
(config-if)#ip router isis 1	Make the interface part of the router ISIS 1 instance.
(config-if)#router isis 1	Set the routing process ID
(config-router)#is-type level-2-only	Configure isis level2
(config-router)#metric-style wide	Configure Network entity title (NET).
(config-router)#mpls traffic-eng router-id 2.2.2.2	Enable mpls traffic eng router-id
(config-router)#mpls traffic-eng level-2	Enable MPLS Traffic Engineering as level-2
(config-router)#capability cspf	Enable capability cspf
(config-router)#bfd all-interfaces	Enable bfd all interfaces
(config-router)#net 49.0001.0000.0001.0022.00	Configure network.
(config-router)#isis segment-routing global block20000 23000	Enable SRGB range under ISIS process
(config-router)#segment-routing mpls	Enable segment routing mpls ISIS process.
(config-router)#router ospf 1	Entering router ospf.
(config-router)#ospf router-id 2.2.2.2	Configure OSPF router-id.
(config-router)#bfd all-interfaces	Enable bfd all interfaces
(config-router)#network 2.2.2.2/32 area 0.0.0.0	Configures a network with the IP address 2.2.2.2 as a part of OSPF area 0.0.0.0 in a router's configuration
(config-router)#network 10.1.1.0/24 area 0.0.0.0	Configures a network with the IP address 10.1.1.0 as a part of OSPF area 0.0.0.0 in a router's configuration.
(config-router)#network 20.1.1.0/24 area 0.0.0.0	Configures a network with the IP address 20.1.1.0 as a part of OSPF area 0.0.0.0 in a router's configuration.
(config-router)#ospf segment-routing global block 16000 19000	Enable SRGB range under OSPF process
(config-router)#segment-routing mpls	Enable segment routing mpls ISIS process.

(config-router)#commit	Commit the configurations
(config-router)#end	Return to privilege mode

PE2

SR-MPLS is configured on PE2 for IGP configs with ISIS and OSPF configuration.

#configure terminal	Enter Configure mode
(config)#int lo	Enter interface mode
(config-if)#ip add 3.3.3.3/32 secondary	Assign IP address to interface
(config-if)#prefix-sid index 300 no-php	Configure sid value with no-php
(config-if)#ip router isis 1	Make the interface part of the router ISIS 1 instance
(config-if)#interface cel4	Enter interface mode
(config-if)#load-interval 30	Enable load interval
(config-if)#ip address 20.1.1.2/30	Assign IP address to interface
(config-if)#mtu 9216	Set the mtu size
(config-if)#label-switching	Enable label switching
(config-if)#ip ospf network point-to-point	Enable network as point to point
(config-if)#isis network point-to-point	Enable network as point to point
(config-if)#ip router isis 1	Make the interface part of the router ISIS 1 instance.
(config-if)#route isis 1	Set the routing process ID
(config-router)#is-type level-2-only	Configure isis level2
(config-router)#metric-style wide	Configure Network entity title (NET).
(config-router)#mpls traffic-eng router-id 3.3.3.3	Enable mpls traffic eng router-id
(config-router)#mpls traffic-eng level-2	Enable MPLS Traffic Engineering as level-2
(config-router)#capability cspf	Enable capability cspf
(config-router)#bfd all-interfaces	Enable bfd all interfaces
(config-router)#net 49.0001.0000.0001.0033.00	Configures a network with the address 49.0001.0000.0001.0033.00 in a ISIS configuration
(config-router)#isis segment-routing global block 20000 23000	Enable SRGB range under ISIS process
(config-router)#segment-routing mpls	Enable segment routing mpls ISIS process.
(config-router)#router ospf 1	Entering router ospf.
(config-router)#ospf router-id 3.3.3.3	Configure OSPF router-id.
(config-router)#bfd all-interfaces	Enable bfd all interfaces
(config-router)#network 3.3.3.3/32 area 0.0.0.0	Configures a network with the IP address 3.3.3.3 as a part of OSPF area 0.0.0.0 in a router's configuration.
(config-router)#network 20.1.1.0/24 area 0.0.0.0	Configures a network with the IP address 20.1.1.0 as a part of OSPF area 0.0.0.0 in a router's configuration.

(config-router)#ospf segment-routing global block 16000 19000	Enable SRGB range under OSPF process
(config-router)#segment-routing mpls	Enable segment routing mpls ISIS process.
(config-router)#commit	Commit the configurations
(config-router)#end	Return to privilege mode

Configure L3VPN

PE1

#configure terminal	Enter Configure mode.
(config)# ip vrf vrf100	Create a new VRF named vrf100
(config-vrf)#rd 100:1	Assign the route distinguisher (RD) value as 100:1
(config-vrf)#route-target both 100:1	Import routes between route target (RT) ext-communities 100 and 1
(config-vrf)#exit	Exit VRF mode
(config)#int xe4	Enter Interface mode
(config-if)#mtu 9216	Set the mtu size
(config-if)#exit	Exit Interface mode
(config-if)#interface xe4.100	Enter Interface mode
(config-if)#encapsulation dot1q 100	Configure encapsulation under a subinterface
(config-if)#ip vrf forwarding vrf100	Bind the interface connected to the CE1 router with VRF 100
(config-if)#ip address 100.1.1.1/24	Assign IP address to interface
(config-if)#mtu 9216	Set the mtu size
(config-if)#exit	Exit
(config)#router bgp 65010	Enter BGP router mode
(config-router)#bgp router-id 1.1.1.1	Configure BGP router-id
(config-router)#neighbor 3.3.3.3 remote-as 65010	Configure PE2 as an iBGP4+ neighbor
(config-router)#neighbor 3.3.3.3 update-source lo	Update the source as loopback for iBGP peering with the remote PE2 router
(config-router)#address-family vpv4 unicast	address-family vpv4 unicast
(config-router-af)#neighbor 3.3.3.3 activate	Activate the PE1 neighbor in the vpv4 address family
(config-router-af)#exit-address-family	Exit
(config-router)#address-family ipv4 vrf vrf100	Enter the IPv4 address family for VRF 100
(config-router-af)#redistribute connected	Redistribute connected routes

(config-router-af)#neighbor 100.1.1.2 remote-as 100	Configure CE2 neighbor in the vrf address family
(config-router-af)#neighbor 100.1.1.2 activate	Activate the CE2 neighbor
(config-router-af)#exit-address-family	Exit form address family
(config-router)#commit	Commit the configurations
(config-router)#end	Return to privilege mode

PE2

#configure terminal	Enter Configure mode.
(config)#ip vrf vrf100	Create a new VRF named vrf100
(config-vrf)#rd 10:100	Assign the route distinguisher (RD) value as 10:100
(config-vrf)#route-target both 10:100	Import routes between RT ext-communities 10 and 100
(config-vrf)#int ce2	Enter Interface mode
(config-if)#mtu 9216	Set the mtu size
(config-if)#interface ce2.100	Enter Interface mode
(config-if)#encapsulation dot1q 100	Configure encapsulation under a subinterface
(config-if)#ip vrf forwarding vrf100	Bind the interface connected to the CE1 router with VRF 100
(config-if)#ip address 200.1.1.1/24	Assign IP address to interface
(config-if)#mtu 9216	Set the mtu size
(config)#router bgp 65010	Enter BGP router mode
(config-router)#bgp router-id 3.3.3.3	Configure BGP router-id
(config-router)#neighbor 1.1.1.1 update-source lo	Configure PE2 as an iBGP4+ neighbor
(config-router)#neighbor 1.1.1.1 remote-as 65010	Update the source as loopback for iBGP peering with the remote PE2 router
(config-router)#address-family vpnv4 unicast	address-family vpnv4 unicast
(config-router-af)#neighbor 1.1.1.1 activate	Activate the PE1 neighbor in the vpnv4 address family
(config-router-af)#exit-address-family	Exit
(config-router)#address-family ipv4 vrf vrf100	Enter the IPv4 address family for VRF 100
(config-router-af)#redistribute connected	Redistribute connected routes
(config-router-af)#neighbor 200.1.1.2 remote-as 200	Configure CE2 neighbor in the vrf address family
(config-router-af)#neighbor 200.1.1.2 activate	Activate the CE2 neighbor
(config-router-af)#exit-address-family	Exit form address family
(config-router)#commit	Commit the configurations
(config-router)#end	Return to privilege mode

CE1

#configure terminal	Enter Configure mode.
(config)#int xe4	Enter Interface mode
(config-if)#mtu 9216	Set the mtu size
(config-if)#interface xe4.100	Enter Interface mode
(config-if)#encapsulation dot1q 100	Configure encapsulation under a subinterface
(config-if)#load-interval 30	Enable load interval
(config-if)#ip address 100.1.1.2/24	Assign IP address to interface
(config-if)#mtu 9216	Set the mtu size
(config-if)#interface lo	Configure lo interface
(config-if)#ip address 11.11.11.11/32 secondary	Assign IP address to interface
(config-if)#router bgp 100	Enter BGP router mode
(config-router)#neighbor 100.1.1.1 remote-as 65010	Configure BGP router-id
(config-router)#address-family ipv4 unicast	Enter address-family vpnv4 mode
(config-router-af)#neighbor 100.1.1.1 activate	mode Activate neighbor
(config-router-af)#redistribute connected	Redistribute connected routes
(config-router-af)#commit	Commit the configurations
(config-router-af)#end	Return to privilege mode

CE2

#configure terminal	Enter Configure mode.
(config)#int ce0	Enter Interface mode
(config)#mtu 9216	Set the mtu size
(config)#interface ce0.100	Enter Interface mode
(config)#encapsulation dot1q 100	Configure encapsulation under a subinterface
(config)#load-interval 30	Enable load interval
(config)#ip address 200.1.1.2/24	Assign IP address to interface
(config)#mtu 9216	Set the mtu size
(config-if)#interface lo	Configure lo interface
(config-if)#ip address 22.22.22.22/32 secondary	Assign IP address to interface
(config-if)#router bgp 200	Enter BGP router mode
config-router)#neighbor 200.1.1.1 remote-as 65010	Configure BGP router-id
config-router-af)#address-family ipv4 unicast	Enter address-family ipv4 mode
config-router-af)#neighbor 200.1.1.1 activate	mode Activate neighbor
config-router-af)#redistribute connected	Redistribute connected routes

(config)#commit	Commit the configurations
(config)#end	Return to privilege mode

TWAMP Configuration Between CE1 and CE2

TWAMP Configuration on Sender (CE1)

TWAMP sender is configured to measure the delay on interface Loopback on CE1

#configure terminal	Enter Configure mode.
(config)# hardware-profile filter twamp-ipv4 enable	Enable hardware filter for ipv4 to configure TWAMP measurement configs
(config)#commit	Commit the configuration
(config)# twamp-light control	Enable TWAMP light controller on PE1
(config-twamp-light-ctrl)# control-admin-state enable	Enable TWAMP Controller admin state
(config-twamp-light-ctrl)#delay-profile interfaces	Enter in to delay profile mode
(config-dp-intf)#mode two-way	Enter mode
(config-dp-intf)#burst-count 1	Enter burst count
(config-dp-intf)#burst-interval 1000	Configure burst interval value under delay profile mode
(config-dp-intf)#interval 30	Configure interval
(config-dp-intf)#advertisement periodic threshold 10	Configure advertisement periodic
(config-dp-intf)#advertisement periodic minimum-change 1000	Configure advertisement periodic minimum change
(config-dp-intf)#advertisement accelerated	Configure advertisement accelerated
(config-dp-intf)#advertisement accelerated threshold 20	Configure advertisement accelerated threshold
(config-dp-intf)#advertisement accelerated minimum-change 2000	Configure advertisement accelerated minimum change
(config-dp-intf)#int lo	Enter Interface Loopback mode
(config-if)#loss-measurement dynamic	Configure loss measurement
(config-if)#delay-measurement dynamic twamp reflector-ip 22.22.22.22 sender-ip 11.11.11.11	Enter in to delay profile mode
(config-if)#commit	Commit the configurations
(config-if)#end	Return to privilege mode

TWAMP Configuration on Reflector (CE2)

Configure TWAMP Reflector as interface CE0 on CE2 (Towards core).

#configure terminal	Enter Configure mode.
(config)# hardware-profile filter twamp-ipv4 enable	Enable hardware filter for ipv4 to configure TWAMP measurement configs
(config)#commit	Commit the configuration

(config)# twamp-light reflector	Enable TWAMP light Reflector on PE2
(config-twamp-light-ref)# reflec-tor-admin-state enable	Enable the TWAMP reflector admin state
(config-twamp-light-ref)# reflector-name CE2-CE1-lo reflector-ip ipv4 22.22.22.22	Configure TWAMP reflector IP as PE2 interface IP
(config-twamp-light-ref)#commit	Commit the configurations
(config-if)#end	Return to privilege mode

TWAMP Configuration Between CE1 and PE2

TWAMP Configuration on Source (CE1)

TWAMP sender is configured to measure the delay on access interface on CE1.

#configure terminal	Enter Configure mode.
(config)# hardware-profile filter twamp-ipv4 enable	Enable hardware filter for ipv4 to configure TWAMP measurement configs
(config)#commit	Commit the configuration
(config)# twamp-light control	Enable TWAMP light controller on CE1
(config-twamp-light-ctrl)# control-admin-state enable	Enable TWAMP Controller admin state
(config-twamp-light-ctrl)#delay-profile interfaces	Enter in to delay profile mode
(config-dp-intf)#mode two-way	Enter mode
(config-dp-intf)#burst-count 1	Enter burst count
(config-dp-intf)#burst-interval 1000	Configure burst interval value under delay profile mode
(config-dp-intf)#interval 30	Configure interval
(config-dp-intf)#advertisement periodic threshold 10	Configure advertisement periodic
(config-dp-intf)#advertisement periodic minimum-change 1000	Configure advertisement periodic minimum change
(config-dp-intf)#advertisement accelerated	Configure advertisement accelerated
(config-dp-intf)#advertisement accelerated threshold 20	Configure advertisement accelerated threshold
(config-dp-intf)#advertisement accelerated minimum-change 2000	Configure advertisement accelerated minimum change
(config-dp-intf)# int xe4.100	Enter Interface Loopback mode
(config-if)#loss-measurement dynamic	Configure loss measurement
(config-if)# delay-measurement dynamic twamp reflector-ip 200.1.1.1 sender-ip 100.1.1.2	Configure delay measurement on the interface
(config-if)#commit	Commit the configurations
(config-if)#end	Return to privilege mode

TWAMP Configuration on Reflector (PE2)

Configure TWAMP Reflector as access interface on PE2.

#configure terminal	Enter Configure mode.
(config)# hardware-profile filter twamp-ipv4 enable	Enable hardware filter for ipv4 to configure measurement configurations
(config)#commit	Commit the configuration
(config)# twamp-light reflector	Enable TWAMP light Reflector on PE2
(config-twamp-light-ref)# reflec-tor-admin-state enable	Enable the TWAMP reflector admin state
(config-twamp-light-ref)# reflector-name RTR1- lo reflector-ip ipv4 200.1.1.1 vrf vrf100	Configure TWAMP reflector IP as PE2 interface IP
(config-twamp-light-ref)#commit	Commit the configurations
(config-if)#end	Return to privilege mode

Validation

L3VPN over SR VALIDATION

Verify MP-BGP VPNv4 neighbourship

```
PE1#show ip bgp vpnv4 all summary
BGP router identifier 1.1.1.1, local AS number 65010
BGP table version is 4
3 BGP AS-PATH entries
0 BGP community entries
```

Neighbor	V	AS	MsgRcv	MsgSen	TblVer	InQ	OutQ	Up/Down	State/PfxRcd
3.3.3.3	4	65010	19	17	4	0	0	00:04:18	2

Total number of neighbors 1

Total number of Established sessions 1

```
BGP VRF vrf100 Route Distinguisher: 10:100
BGP table version is 2
3 BGP AS-PATH entries
0 BGP community entries
```

Neighbor	V	AS	MsgRcv	MsgSen	TblVer	InQ	OutQ	Up/Down	State/PfxRcd
100.1.1.2	4	100	13	18	2	0	0	00:04:47	2

Total number of neighbors 1

Total number of Established sessions 1

PE1#

Verify show mpls vrf-forwarding table

```
PE1#sh mpls vrf-forwarding-table
Codes: > - installed FTN, * - selected FTN, p - stale FTN, B - BGP FTN
(m) - Service mapped over multipath transport
```

Code	FEC	FTN-ID	Tunnel-id	Pri	LSP-Type	Out-Label	Out-Intf	Nexthop
B>	22.22.22.22/32	2	0	Yes	LSP_DEFAULT	28800	-	3.3.3.3
B>	200.1.1.0/24	1	0	Yes	LSP_DEFAULT	28800	-	3.3.3.3

PE1#

Verify mpls l3vpn ping

```
PE1#ping mpls l3vpn vrf100 200.1.1.0/24 detail
Sending 5 MPLS Echos to 200.1.1.0, timeout is 5 seconds
```

Codes:

```
'!' - Success, 'Q' - request not sent, '.' - timeout,
'x' - Retcode 0, 'M' - Malformed Request, 'm' - Errored TLV,
'N' - LBL Mapping Err, 'D' - DS Mismatch,
'U' - Unknown Interface, 'R' - Transit (LBL Switched),
'B' - IP Forwarded, 'F' No FEC Found, 'f' - FEC Mismatch,
'P' - Protocol Error, 'X' - Unknown code,
'Z' - Reverse FEC Validation Failed
```

Type 'Ctrl+C' to abort

```
! seq_num = 1 20.1.1.2 0.86 ms
! seq_num = 2 20.1.1.2 0.62 ms
! seq_num = 3 20.1.1.2 0.48 ms
! seq_num = 4 20.1.1.2 0.48 ms
! seq_num = 5 20.1.1.2 0.54 ms
```

```
Success Rate is 100.00 percent (5/5)
round-trip min/avg/max = 0.48/0.67/0.86
PE1#
PE1#ping mpls l3vpn vrf100 22.22.22.22/32 detail
Sending 5 MPLS Echos to 22.22.22.22, timeout is 5 seconds
```

Codes:

```
'!' - Success, 'Q' - request not sent, '.' - timeout,
'x' - Retcode 0, 'M' - Malformed Request, 'm' - Errored TLV,
'N' - LBL Mapping Err, 'D' - DS Mismatch,
'U' - Unknown Interface, 'R' - Transit (LBL Switched),
'B' - IP Forwarded, 'F' No FEC Found, 'f' - FEC Mismatch,
'P' - Protocol Error, 'X' - Unknown code,
'Z' - Reverse FEC Validation Failed
```

Type 'Ctrl+C' to abort

```
! seq_num = 1 20.1.1.2 0.72 ms
! seq_num = 2 20.1.1.2 0.54 ms
! seq_num = 3 20.1.1.2 0.51 ms
! seq_num = 4 20.1.1.2 0.52 ms
! seq_num = 5 20.1.1.2 0.47 ms
```

```
Success Rate is 100.00 percent (5/5)
round-trip min/avg/max = 0.47/0.60/0.72
```

CE1 to CE2 TWAMP VALIDATION

ping between CE1 lo to CE2 lo

```
CE1#ping 22.22.22.22
Press CTRL+C to exit
PING 22.22.22.22 (22.22.22.22) 56(84) bytes of data.
64 bytes from 22.22.22.22: icmp_seq=1 ttl=62 time=0.564 ms
64 bytes from 22.22.22.22: icmp_seq=2 ttl=62 time=0.426 ms
64 bytes from 22.22.22.22: icmp_seq=3 ttl=62 time=0.848 ms
```

```
--- 22.22.22.22 ping statistics ---
3 packets transmitted, 3 received, 0% packet loss, time 61ms
rtt min/avg/max/mdev = 0.426/0.612/0.848/0.177 ms
```

Verify the TWAMP statistics on all the configured interfaces on CE1. In the below verification command, packets sent and received showing as equal. So all the TWAMP packets received reply for all the sent packets for the delay measurement. Showing all the Round Trip Delay and Reverse Delay timers.

```
CE1#show twamp-statistics
```

```
=====
TWAMP Test-Session Statistics
=====
```

```
Test-Session Name      : __internal_interface_lo
Start Time             : 2023 Oct 16 22:59:07
Elapsed time(milli sec) : 16008
```

```

Packets Sent           : 16
Packets Received       : 16
Packet Loss(%)         : 0.00
Round Trip Delay(usec)
  Minimum              : 277
  Maximum              : 595
  Average              : 387
Forward Delay(usec)
  Minimum              : (*)
  Maximum              : (*)
  Average              : (*)
Reverse Delay(usec)
  Minimum              : (*)
  Maximum              : (*)
  Average              : (*)
Round Trip Delay Variation(usec)
  Minimum              : 220
  Maximum              : 406
  Average              : 300
Forward Delay Variation(usec)
  Minimum              : (*)
  Maximum              : (*)
  Average              : (*)
Reverse Delay Variation(usec)
  Minimum              : (*)
  Maximum              : (*)
  Average              : (*)
    
```

(*) - Time is not in sync between Sender and Reflector

show twamp-statistics interfaces

```

CE1#sh twamp-statistics interfaces
Interface  Last Advertisement  Delay(us)  Min(us)  Max(us)  Var(us)  Loss(%)
         lo 2023-10-16 23:00:52      148      148      148        0      0.00
    
```

Verify the Detailed list of TWAMP delay measurement information on CE lo interface

```

CE1#sh twamp-statistics interfaces lo
Interface name      : lo
Sender IP           : 11.11.11.11
Reflector IP        : 22.22.22.22
Reflector port      : 862
DSCP value          : 0
HW Status           : -
Last Advertised stats:
  Time: 2023-10-16 23:01:12
  Average delay      : 145
  Minimum delay      : 106
  Maximum delay      : 165
  Average delay variation: 3
  Minimum delay variation: 2
    
```

```

Maximum delay variation: 6
Packets sent           : 13
Packets received      : 13
Packets timeout       : 0
Packet Loss: 0.00
Last Calculated stats:
Time: 2023-10-16 23:01:12
Average delay         : 145
Minimum delay        : 106
Maximum delay        : 165
Average delay variation: 3
Minimum delay variation: 2
Maximum delay variation: 6
Packets sent         : 13
Packets received     : 13
Packets timeout      : 0
Packet Loss : 0.00

```

CE1 to PE2 TWAMP VALIDATION

ping between CE1 lo to PE2

```

OcNOS#ping 200.1.1.1 source-ip 100.1.1.2
Press CTRL+C to exit
PING 200.1.1.1 (200.1.1.1) from 100.1.1.2 : 56(84) bytes of data.
64 bytes from 200.1.1.1: icmp_seq=1 ttl=63 time=0.969 ms
64 bytes from 200.1.1.1: icmp_seq=2 ttl=63 time=0.486 ms
64 bytes from 200.1.1.1: icmp_seq=3 ttl=63 time=0.456 ms
64 bytes from 200.1.1.1: icmp_seq=4 ttl=63 time=0.480 ms

--- 200.1.1.1 ping statistics ---
4 packets transmitted, 4 received, 0% packet loss, time 53ms
rtt min/avg/max/mdev = 0.456/0.597/0.969/0.216 ms

```

Verify the TWAMP statistics on all the configured interfaces on CE1. In the below verification command, packets sent and received showing as equal. So all the TWAMP packets received reply for all the sent packets for the delay measurement. Showing all the Round Trip Delay and Reverse Delay timers.

```

CE1#show twamp-statistics
=====
TWAMP Test-Session Statistics
=====
Test-Session Name       : __internal_interface_xe4.100
Start Time              : 2019 Feb 21 16:53:02
Elapsed time(milli sec) : 56038
Packets Sent            : 56
Packets Received       : 56
Packet Loss(%)         : 0.00
Round Trip Delay(usec)
  Minimum               : 12
  Maximum               : 14
  Average               : 12
Forward Delay(usec)
  Minimum               : (*)
  Maximum               : (*)
  Average               : (*)
Reverse Delay(usec)
  Minimum               : (*)
  Maximum               : (*)
  Average               : (*)
Round Trip Delay Variation(usec)
  Minimum               : 12
  Maximum               : 12

```

```

Average          : 12
Forward Delay Variation(usec)
Minimum         : (*)
Maximum         : (*)
Average         : (*)
Reverse Delay Variation(usec)
Minimum         : (*)
Maximum         : (*)
Average         : (*)

```

(*) - Time is not in sync between Sender and Reflector

sh twamp-statistics interfaces

```

OcNOS# show twamp-statistics interfaces
Interface Last Advertisement Delay(us) Min(us) Max(us) Var(us) Loss(%)
xe4.100 2019-02-21 23:11:42 7 7 7 0 0.00

```

Verify the Detailed list of TWAMP delay measurement information on CE1 interface

```

OcNOS# show twamp-statistics interfaces xe4.100

```

```

Interface name      : xe4.100
Sender IP           : 100.1.1.2
Reflector IP        : 200.1.1.1
Reflector port      : 862
DSCP value          : 0
HW Status           : HW rules installed

```

Last Advertised stats:

```

Time: 2019-02-21 23:11:42
Average delay       : 7
Minimum delay       : 7
Maximum delay       : 7
Average delay variation: 0
Minimum delay variation: 0
Maximum delay variation: 0
Packets sent        : 1
Packets received    : 1
Packets timeout     : 0
Packet Loss: 0.00

```

Last Calculated stats:

```

Time: 2019-02-21 23:19:12
Average delay       : 7
Minimum delay       : 6
Maximum delay       : 7
Average delay variation: 0
Minimum delay variation: 0
Maximum delay variation: 0
Packets sent        : 30
Packets received    : 30
Packets timeout     : 0
Packet Loss : 0.00

```


CHAPTER 23 TWAMP over L3VPN with SRv6

Two-Way Active Measurement Protocol (TWAMP) is an open protocol designed for assessing network performance between any two devices. TWAMP over SRv6 transport is integrated to enable TWAMP functionality on routers, which assume the roles of MPLS routers, serving as both LERs and intermediate routers. OcNOS also provides end-to-end statistics calculation, supporting multi-path scenarios between the sender and reflector with multihop capabilities.

Users can use the link delay metrics, including average, minimum, maximum delay, and delay variance, to evaluate network latency. Leveraging these metrics is instrumental for latency troubleshooting and the implementation of Traffic Engineering (TE) solutions to meet Service Level Agreements (SLAs).

This feature enhances TWAMP functionality in OcNOS, focusing on accuracy and configurable advertisement of the measured data.

Regarding L3VPN scenarios based on SRv6, TWAMP over L3VPN is applicable to the following:

- CE-CE: Overlay Only
- CE-PE: Overlay Only
- PE-PE: Both Underlay and Overlay.

Topology

SRv6 Configuration displays a sample TWAMP over L3VPN topology.

- CE1 and CE2 are customer edge routers
- PE1 and PE2 are IPv6 Provider Edge routers
- P1 is the router at the core of the SRv6 network

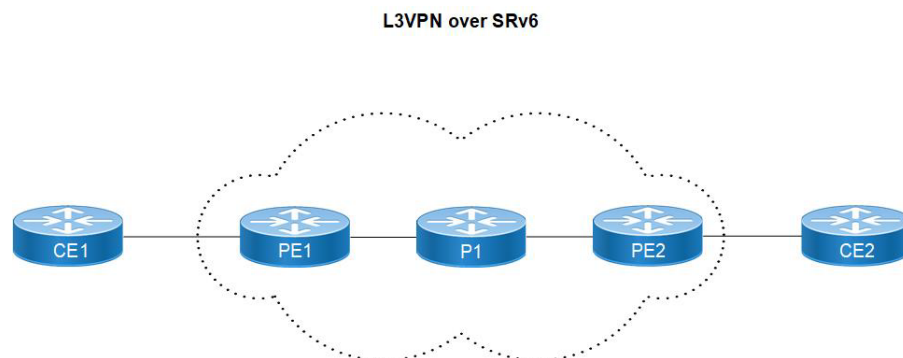


Figure 23-1: TWAMP over EVPN-L3VPN Topology

SRv6 Configuration

PE1

SRv6 is configured on PE1 for IGP configs with ISIS v6 and OSPFv3 configuration.

PE1#configure terminal	Enter Configure mode.
PE1(config)#interface lo	Enter interface mode
PE1(config-if)# ip address 1.1.1.1/32 secondary	Assign IP address to interface lo
PE1(config-if)# ipv6 address 1001::1/128	Assign IPv6 address to interface lo
PE1(config-if)# ipv6 router ospf area 0.0.0.0 tag 1 instance-id 0	Make the interface part of the router ospf area 0.
PE1(config-if)# ipv6 router isis 1	Make the interface part of the router ISIS 1 instance.
PE1(config-if)#exit	Exit interface mode.
PE1(config-if)#interface ce3	Enter interface mode
PE1(config-if)# load-interval 30	Enable load interval
PE1(config-if)# ipv6 address 1112::1/64	Assign IPv6 address to interface
PE1(config-if)# ipv6 router ospf area 0.0.0.0 tag 1 instance-id 0	Make the interface part of the router ospf area 0.
PE1(config-if)# ipv6 router isis 1	Make the interface part of the router ISIS 1 instance.
PE1(config-if)#exit	Exit interface mode.
PE1(config)#segment-routing	Enable segment routing
PE1(config-sr)# srv6	Segment-Routing over IPv6 Data-Plane
PE1(config-srv6)# locators	Configure SRv6 locators
PE1(config-srv6-loc)# locator PE1_locator	Configure SRv6 locator name
PE1(config-srv6-loc-conf)# prefix 1001::/ 64	Configure prefix for locator
PE1(config-srv6-loc-conf)# exit-locator	Exit from locator
PE1(config-srv6-loc)# exit-locators	Exit from locators
PE1(config-srv6)# exit-srv6	Exit from srv6 mode
PE1(config-sr)#router ipv6 ospf 1	Entering router ospf.
PE1(config-router)# router-id 1.1.1.1	Configure OSPF router-id.
PE1(config-router)# segment-routing srv6	Enable segment routing srv6
PE1(config-router-srv6)# srv6-locator PE1_locator	Configure srv6 locator name
PE1(config-router-srv6)# exit-srv6	Exit from srv6
PE1(config-router)#!	Return to privilege mode
PE1(config-router)#router isis 1	Set the routing process ID as 1
PE1(config-router)# is-type level-2-only	Configure is-type as level-2
PE1(config-router)# metric-style wide	Configure wide metric-style
PE1(config-router)# net 49.0001.0000.0000.0001.00	Configure Network entity title (NET).
PE1(config-router)# address-family ipv6	Enter Address-family IPv6
PE1(config-router-af)# segment-routing srv6	Enable SRv6 under IPv6 address-family
PE1(config-router-af-srv6)# srv6-locator PE1_locator	Name to SRv6 locator

PE1(config-router-af-srv6)# exit-srv6	Exit SRv6 mode
PE1(config-router-af)# exit-address-family	Exit address-family IPv6
PE1(config-router)#commit	commit

P1

SRv6 is configured on P1 for IGP configs with ISIS v6 and OSPFv3 configuration.

P1#configure terminal	Enter Configure mode.
P1(config)#interface lo	Enter interface mode
P1(config-if)# ip address 2.2.2.2/32 secondary	Assign IP address to interface lo
P1(config-if)# ipv6 address 2001::1/128	Assign IPv6 address to interface lo
P1(config-if)# ipv6 router ospf area 0.0.0.0 tag 1 instance-id 0	Make the interface part of the router ospf area 0.
P1(config-if)# ipv6 router isis 1	Make the interface part of the router ISIS 1 instance.
P1(config-if)#exit	Exit interface mode.
P1(config-if)#interface ce3	Enter interface mode
P1(config-if)# load-interval 30	Enable load interval
P1(config-if)# ipv6 address 1112::2/64	Assign IPv6 address to interface
P1(config-if)# ipv6 router ospf area 0.0.0.0 tag 1 instance-id 0	Make the interface part of the router ospf area 0.
P1(config-if)# ipv6 router isis 1	Make the interface part of the router ISIS 1 instance.
P1(config-if)#exit	Exit interface mode.
P1(config-if)#interface ce16	Enter interface mode
P1(config-if)# load-interval 30	Enable load interval
P1(config-if)# ipv6 address 2221::1/64	Assign IPv6 address to interface
P1(config-if)# ipv6 router ospf area 0.0.0.0 tag 1 instance-id 0	Make the interface part of the router ospf area 0.
P1(config-if)# ipv6 router isis 1	Make the interface part of the router ISIS 1 instance.
P1(config-if)#exit	Exit interface mode.
P1(config-sr)#router ipv6 ospf 1	Entering router ospf.
P1(config-router)# router-id 2.2.2.2	Configure OSPF router-id.
P1(config-router)#!	Return to privilege mode
P1(config-router)#router isis 1	Set the routing process ID as 1
P1(config-router)# is-type level-2-only	Configure is-type as level-2
P1(config-router)# metric-style wide	Configure wide metric-style
P1(config-router)# net 49.0001.0000.0000.0002.00	Configure Network entity title (NET).
P1(config-router)# address-family ipv6	Enter Address-family IPv6
P1(config-router)#commit	commit

PE2

SRv6 is configured on PE2 for IGP configs with ISIS v6 and OSPFv3 configuration

PE2#configure terminal	Enter Configure mode.
PE2(config)#interface lo	Enter interface mode
PE2(config-if)# ip address 3.3.3.3/32 secondary	Assign IP address to interface lo
PE2(config-if)# ipv6 address 3001::1/128	Assign IPv6 address to interface lo
PE2(config-if)# ipv6 router ospf area 0.0.0.0 tag 1 instance-id 0	Make the interface part of the router ospf area 0.
PE2(config-if)# ipv6 router isis 1	Make the interface part of the router ISIS 1 instance.
PE2(config-if)#exit	Exit interface mode.
PE2(config-if)#interface ce1	Enter interface mode
PE2(config-if)# load-interval 30	Enable load interval
PE2(config-if)# ipv6 address 2221::2/64	Assign IPv6 address to interface
PE2(config-if)# ipv6 router ospf area 0.0.0.0 tag 1 instance-id 0	Make the interface part of the router ospf area 0.
PE2(config-if)# ipv6 router isis 1	Make the interface part of the router ISIS 1 instance.
PE2(config-if)#exit	Exit interface mode.
PE2(config)#segment-routing	Enable segment routing
PE2(config-sr)# srv6	Segment-Routing over IPv6 Data-Plane
PE2(config-srv6)# locators	Configure SRv6 locators
PE2(config-srv6-loc)# locator PE2_locator	Configure SRv6 locator name
PE2(config-srv6-loc-conf)# prefix 3001::/ 64	Configure prefix for locator
PE2(config-srv6-loc-conf)# exit-locator	Exit from locator
PE2(config-srv6-loc)# exit-locators	Exit from locators
PE2(config-srv6)# exit-srv6	Exit from srv6 mode
PE2(config-sr)#router ipv6 ospf 1	Entering router ospf.
PE2(config-router)# router-id 3.3.3.3	Configure OSPF router-id.
PE2(config-router)# segment-routing srv6	Enable segment routing srv6
PE2(config-router-srv6)# srv6-locator PE2_locator	Configure srv6 locator name
PE2(config-router-srv6)# exit-srv6	Exit from srv6
PE2(config-router)#!	Return to privilege mode
PE2(config-router)#router isis 1	Set the routing process ID as 1
PE2(config-router)# is-type level-2-only	Configure is-type as level-2
PE2(config-router)# metric-style wide	Configure wide metric-style
PE2(config-router)# net 49.0001.0000.0000.0003.00	Configure Network entity title (NET).
PE2(config-router)# address-family ipv6	Enter Address-family IPv6
PE2(config-router-af)# segment-routing srv6	Enable SRv6 under IPv6 address-family

PE2(config-router-af-srv6)# srv6-locator PE2_locator	Name to SRv6 locator
PE2(config-router-af-srv6)# exit-srv6	Exit SRv6 mode
PE2(config-router-af)# exit-address-family	Exit address-family IPv6
PE2(config-router)#commit	commit

Configure L3VPN

PE1

PE1#configure terminal	Enter Configure mode.
PE1(config)# ip vrf vrf111	Create a new VRF named vrf111
PE1(config-vrf)#rd 10:111	Assign the route distinguisher (RD) value as 10:111
PE1(config-vrf)#route-target both 10:111	Import routes between route target (RT) ext-communities 10 and 111
PE1(config-vrf)#exit	Exit VRF mode
PE1(config)#int xe9	Enter Interface mode
PE1(config-if)#mtu 9216	Set the mtu size
PE1(config-if)#exit	Exit Interface mode
PE1(config-if)#interface xe9.111	Enter Interface mode
PE1(config-if)#encapsulation dot1q 111	Configure encapsulation under a subinterface
PE1(config-if)#ip vrf forwarding vrf111	Bind the interface connected to the CE1 router with VRF 111
PE1(config-if)#ip address 100.1.1.1/24	Assign IP address to interface
PE1(config-if)#mtu 9216	Set the mtu size
PE1(config-if)#exit	Exit
PE1(config)#router bgp 65010	Enter BGP router mode
PE1(config-router)# bgp router-id 1.1.1.1	Configure BGP router-id
PE1(config-router)# neighbor 3001::1 remote-as 65010	Configure neighbor remote-as 65010
PE1(config-router)# neighbor 3001::1 update-source lo	Configure neighbor with update-source lo
PE1(config-router)# address-family vpnv4 unicast	address-family vpnv4 unicast
PE1(config-router-af)# segment-routing srv6	Enter SRv6 mode
PE1(config-router-vpnv4-srv6)# srv6-locator PE1_locator	Configure locator name under SRv6 mode
PE1(config-router-vpnv4-srv6)# exit-srv6	Exit SRv6 mode
PE1(config-router-af)# neighbor 3001::1 activate	Activate VPNv4 neighbor
PE1(config-router-af)# neighbor 3001::1 capability extended-nexthop-encode	Configure extended nexthop encode capability for VPNv4 neighbor
PE1(config-router-af)# exit-address-family	Exit from Address Family configuration mode

PE1(config-router)# address-family ipv4 vrf vrf111	Enter VRF address family
PE1(config-router-af)# redistribute connected	Redistribute connected routes
PE1(config-router-af)# segment-routing srv6	Enter SRv6 mode
PE1(config-router-vrfv4-srv6)# sid-alloc per-vrf	Allocate SID per VRF
PE1(config-router-vrfv4-srv6)# exit-srv6	Exit SRv6 mode
PE1(config-router-af)# neighbor 100.1.1.2 remote-as 100	Configure EBGP neighbor remote-as 100
PE1(config-router-af)# neighbor 100.1.1.2 activate	Configure EBGP neighbor activate
PE1(config-router-af)# exit-address-family	Exit from Address Family configuration mode
PE1(config-router-af)# commit	commit

PE2

PE2#configure terminal	Enter Configure mode.
PE2(config)# ip vrf vrf111	Create a new VRF named vrf111
PE2(config-vrf)#rd 10:111	Assign the route distinguisher (RD) value as 10:111
PE2(config-vrf)#route-target both 10:111	Import routes between route target (RT) ext-communities 10 and 111
PE2(config-vrf)#exit	Exit VRF mode
PE2(config)#int xe9	Enter Interface mode
PE2(config-if)#mtu 9216	Set the mtu size
PE2(config-if)#exit	Exit Interface mode
PE2(config-if)#interface xe4.111	Enter Interface mode
PE2(config-if)#encapsulation dot1q 111	Configure encapsulation under a subinterface
PE2(config-if)#ip vrf forwarding vrf111	Bind the interface connected to the CE1 router with VRF 111
PE2(config-if)#ip address 200.1.1.1/24	Assign IP address to interface
PE2(config-if)#mtu 9216	Set the mtu size
PE2(config-if)#exit	Exit
PE2(config)#router bgp 65010	Enter BGP router mode
PE2(config-router)# bgp router-id 3.3.3.3	Configure BGP router-id
PE2(config-router)# neighbor 1001::1 remote-as 65010	Configure neighbor remote-as 65010
PE2(config-router)# neighbor 1001::1 update-source lo	Configure neighbor with update-source lo
PE2(config-router)# address-family vpnv4 unicast	address-family vpnv4 unicast
PE2(config-router-af)# segment-routing srv6	Enter SRv6 mode
PE2(config-router-vpnv4-srv6)# srv6-locator PE2_locator	Configure locator name under SRv6 mode
PE2(config-router-vpnv4-srv6)# exit-srv6	Exit SRv6 mode

PE2(config-router-af)# neighbor 1001::1 activate	Activate VPNv4 neighbor
PE2(config-router-af)# neighbor 1001::1 capability extended-nexthop-encode	Configure extended nexthop encode capability for VPNv4 neighbor
PE2(config-router-af)# exit-address-family	Exit from Address Family configuration mode
PE2(config-router)# address-family ipv4 vrf vrf111	Enter VRF address family
PE2(config-router-af)# redistribute connected	Redistribute connected routes
PE2(config-router-af)# segment-routing srv6	Enter SRv6 mode
PE2(config-router-vrfv4-srv6)# sid-alloc per-vrf	Allocate SID per VRF
PE2(config-router-vrfv4-srv6)# exit-srv6	Exit SRv6 mode
PE2(config-router-af)# neighbor 200.1.1.2 remote-as 100	Configure EBGP neighbor remote-as 100
PE2(config-router-af)# neighbor 200.1.1.2 activate	Configure EBGP neighbor activate
PE2(config-router-af)# exit-address-family	Exit from Address Family configuration mode
PE2(config-router-af)# commit	commit

CE1

#configure terminal	Enter Configure mode.
(config)#int xe6	Enter Interface mode
(config-if)#mtu 9216	Set the mtu size
(config-if)#interface xe6.111	Enter Interface mode
(config-if)#encapsulation dot1q 111	Configure encapsulation under a subinterface
(config-if)#load-interval 30	Enable load interval
(config-if)#ip address 100.1.1.2/24	Assign IP address to interface
(config-if)#mtu 9216	Set the mtu size
(config-if)#interface lo	Configure lo interface
(config-if)#ip address 11.11.11.11/32 secondary	Assign IP address to interface
(config-if)#router bgp 100	Enter BGP router mode
(config-router)#neighbor 100.1.1.1 remote-as 65010	Configure BGP router-id
(config-router)#address-family ipv4 unicast	Enter address-family vpnv4 mode
(config-router-af)#neighbor 100.1.1.1 activate	mode Activate neighbor
(config-router-af)#redistribute connected	Redistribute connected routes
(config-router-af)#commit	Commit the configurations
(config-router-af)#end	Return to privilege mode

CE2

#configure terminal	Enter Configure mode.
(config)#int xe4	Enter Interface mode
(config)#mtu 9216	Set the mtu size
(config)#interface xe4.111	Enter Interface mode
(config)#encapsulation dot1q 111	Configure encapsulation under a subinterface
(config)#load-interval 30	Enable load interval
(config)#ip address 200.1.1.2/24	Assign IP address to interface
(config)#mtu 9216	Set the mtu size
(config-if)#interface lo	Configure lo interface
(config-if)#ip address 22.22.22.22/32 secondary	Assign IP address to interface
(config-if)#router bgp 200	Enter BGP router mode
config-router)#neighbor 200.1.1.1 remote-as 65010	Configure BGP router-id
config-router-af)#address-family ipv4 unicast	Enter address-family ipv4 mode
config-router-af)#neighbor 200.1.1.1 activate	mode Activate neighbor
config-router-af)#redistribute connected	Redistribute connected routes
(config)#commit	Commit the configurations
(config)#end	Return to privilege mode

TWAMP Between CE1 and CE2**TWAMP Configuration on Sender (CE1)**

TWAMP sender is configured to measure the delay on interface Loopback on CE1

#configure terminal	Enter Configure mode.
(config)# hardware-profile filter twamp-ipv4 enable	Enable hardware filter for ipv4 to configure TWAMP measurement configs
(config)#commit	Commit the configuration
(config)# twamp-light control	Enable TWAMP light controller on CE1
(config-twamp-light-ctrl)# control-admin- state enable	Enable TWAMP Controller admin state
(config-twamp-light-ctrl)#delay-profile interfaces	Enter in to delay profile mode
(config-dp-intf)#mode two-way	Enter mode
(config-dp-intf)#burst-count 1	Enter burst count
(config-dp-intf)#burst-interval 1000	Configure burst interval value under delay profile mode
(config-dp-intf)#interval 30	Configure interval

(config-dp-intf)#advertisement periodic threshold 10	Configure advertisement periodic
(config-dp-intf)#advertisement periodic minimum-change 1000	Configure advertisement periodic minimum
(config-dp-intf)#advertisement accelerated	Configure advertisement accelerated
(config-dp-intf)#advertisement accelerated threshold 20	Configure advertisement accelerated threshold
(config-dp-intf)#advertisement accelerated minimum-change 2000	Configure advertisement accelerated minimum
(config-dp-intf)#int lo	Enter Interface Loopback mode
(config-if)#loss-measurement dynamic	Configure loss measurement
(config-if)#delay-measurement dynamic twamp reflector-ip 22.22.22.22 sender-ip 11.11.11.11	Enter in to delay profile mode
(config-if)#commit	Commit the configurations
(config-if)#end	Return to privilege mode

TWAMP Configuration on Reflector (CE2)

Configure TWAMP Reflector as interface xe4 on CE2 (Towards core)

#configure terminal	Enter Configure mode
(config)# hardware-profile filter twamp-ipv4 enable	Enable hardware filter for ipv4 to configure TWAMP measurement configuration
(config)#commit	Commit the configuration
(config)# twamp-light reflector	Enable TWAMP light Reflector on CE2
(config-twamp-light-ref)# reflec-tor-admin-state enable	Enable the TWAMP reflector admin state
(config-twamp-light-ref)# reflector-name CE2-CE1-lo reflector-ip ipv4 22.22.22.22	Configure TWAMP reflector IP as CE2 interface IP
(config-twamp-light-ref)#commit	Commit the configurations
(config-if)#end	Return to privilege mode

Validation

L3VPN over SRv6 Validation

Verify MP-BGP VPNv4 neighbourship

```
PE1#show ip bgp vpnv4 all summary
BGP router identifier 1.1.1.1, local AS number 65010
BGP table version is 3
3 BGP AS-PATH entries
0 BGP community entries
```

Neighbor PfxRcd	V	AS	MsgRcv	MsgSen	TblVer	InQ	OutQ	Up/Down	State/
--------------------	---	----	--------	--------	--------	-----	------	---------	--------

```
3001::1          4 65010 282          281          3          0          0 01:58:45
2
```

Total number of neighbors 1

Total number of Established sessions 1

```
BGP VRF vrf111 Route Distinguisher: 10:111
BGP table version is 1
3 BGP AS-PATH entries
0 BGP community entries
```

Neighbor PfxRcd	V	AS	MsgRcv	MsgSen	TblVer	InQ	OutQ	Up/Down	State/
100.1.1.2 2	4	100	284	285	1	0	0	01:58:50	

Total number of neighbors 1

Total number of Established sessions 1

PE1#

PE1#show ip bgp vpnv4 all

Status codes: s suppressed, d damped, h history, a add-path, * valid, > best, i - internal, l - labeled

S Stale

Origin codes: i - IGP, e - EGP, ? - incomplete

Network	Next Hop	Metric	LocPrf	Weight	Path
Route Distinguisher: 10:111 (Default for VRF vrf111)					
*> 11.11.11.0/24	100.1.1.2	0	100	0	100 ?
*>i 22.22.22.22/32	3001::1	0	100	0	200 ?
*> 100.1.1.0/24	0.0.0.0	0	100	32768	?
*	100.1.1.2	0	100	0	100 ?
*>i 200.1.1.0	3001::1	0	100	0	?

Announced routes count = 3

Accepted routes count = 2

Route Distinguisher: 10:111

*>i 22.22.22.22/32	3001::1	0	100	0	200 ?
*>i 200.1.1.0	3001::1	0	100	0	?

Announced routes count = 0

Accepted routes count = 2

PE1#show segment-routing srv6 sid

SRv6 Segment ID table:

SID	Operation	Nexthop	Originator
1001::801:0:0:0	END[usd]	::	nsm
1001::1001:0:0:0	END[usp]	::	nsm
1001::2001:0:0:0	END[psp]	::	nsm
1001::6001:0:0:0	END.X[psp]	fe80::eac5:7aff:feba:f18	isis
1001::8001:0:0:0	END.DT4	vrf vrf111	bgp:65010

Verify show SRv6 mpls services

```

PE1#show segment-routing srv6 services
Status codes: > - installed, * - selected, T - Uses service-mapped tunnel
L3VPN:
Service Flags vrf          FEC          SID          Nexthop
SRv6-Policy-Name
vpn4 > vrf111 200.1.1.0/24 3001::8001:0:0:0 3001::1
None
vpn4 > vrf111 22.22.22.22/32 3001::8001:0:0:0 3001::1
None

```

TWAMP CE1 to CE2 Validation

ping between CE1 lo to CE2 lo

```

CE1#ping 22.22.22.22
Press CTRL+C to exit
PING 22.22.22.22 (22.22.22.22) 56(84) bytes of data.
64 bytes from 22.22.22.22: icmp_seq=1 ttl=126 time=0.483 ms
64 bytes from 22.22.22.22: icmp_seq=2 ttl=126 time=0.449 ms
64 bytes from 22.22.22.22: icmp_seq=3 ttl=126 time=0.421 ms

--- 22.22.22.22 ping statistics ---
3 packets transmitted, 3 received, 0% packet loss, time 1000ms
rtt min/avg/max/mdev = 0.421/0.451/0.483/0.025 ms

```

Verify the TWAMP statistics on all the configured interfaces on CE1. In the below verification command, packets sent and received showing as equal. So all the TWAMP packets received reply for all the sent packets for the delay measurement. Showing all the Round Trip Delay and Reverse Delay timers.

```

CE1#show twamp-statistics
=====
TWAMP Test-Session Statistics
=====
Test-Session Name      : __internal_interface_lo
Start Time             : 2023 Oct 19 10:48:15
Elapsed time(milli sec) : 330207
Packets Sent          : 330
Packets Received      : 330
Packet Loss(%)        : 0.00
Round Trip Delay(usec)
  Minimum              : 38
  Maximum              : 49
  Average              : 39
Forward Delay(usec)
  Minimum              : (*)
  Maximum              : (*)
  Average              : (*)
Reverse Delay(usec)
  Minimum              : (*)
  Maximum              : (*)
  Average              : (*)

```

```

Round Trip Delay Variation(usec)
  Minimum           : 15
  Maximum           : 39
  Average           : 15
Forward Delay Variation(usec)
  Minimum           : (*)
  Maximum           : (*)
  Average           : (*)
Reverse Delay Variation(usec)
  Minimum           : (*)
  Maximum           : (*)
  Average           : (*)

```

(*) - Time is not in sync between Sender and Reflector

show twamp-statistics interfaces

```

CE1#show twamp-statistics interfaces
Interface  Last Advertisement  Delay(us)  Min(us)  Max(us)  Var(us)  Loss(%)
lo 2023-10-19 10:54:02      20        20        23        0        0.00

```

Verify the Detailed list of TWAMP delay measurement information on CE lo interface

```

CE1#show twamp-statistics interfaces lo
Interface name      : lo
Sender IP          : 11.11.11.11
Reflector IP       : 22.22.22.22
Reflector port     : 862
DSCP value         : 0
HW Status          : HW rules installed
Last Advertised stats:
  Time: 2023-10-19 10:54:02
  Average delay      : 20
  Minimum delay     : 20
  Maximum delay     : 23
  Average delay variation: 0
  Minimum delay variation: 0
  Maximum delay variation: 0
  Packets sent      : 21
  Packets received  : 21
  Packets timeout   : 0
  Packet Loss: 0.00
Last Calculated stats:
  Time: 2023-10-19 10:54:02
  Average delay      : 20
  Minimum delay     : 20
  Maximum delay     : 23
  Average delay variation: 0
  Minimum delay variation: 0
  Maximum delay variation: 0
  Packets sent      : 21
  Packets received  : 21

```

Packets timeout : 0
Packet Loss : 0.00

CHAPTER 24 TWAMP over EVPN-L3VPN with SR

TWAMP over EVPN L3VPN with SR feature brings together Two-way Active Measurement Protocol (TWAMP), Ethernet Virtual Private Network (EVPN) Layer 3 Virtual Private Network (L3VPN), and Segment Routing (SR) technologies. This integration revolutionizes the way network performance is monitored and managed.

This feature enables a comprehensive analysis of essential network performance metrics, including latency, packet loss, and various performance metrics.

.It provides information for optimizing network performance. With TWAMP over EVPN L3VPN with SR helps in troubleshooting issues, ensuring efficient resource utilization and reliable service delivery.

This solution is scalable, making it adaptable to a wide range of network configurations.

Topology

EVPN-L3VPN displays a sample TWAMP over EVPN-L3VPN topology.

- CE1 and CE2 are customer edge routers
- PE1 and PE2 are IPv4 Provider Edge routers
- P1 is the router at the core of the IPv4 MPLS provider network.

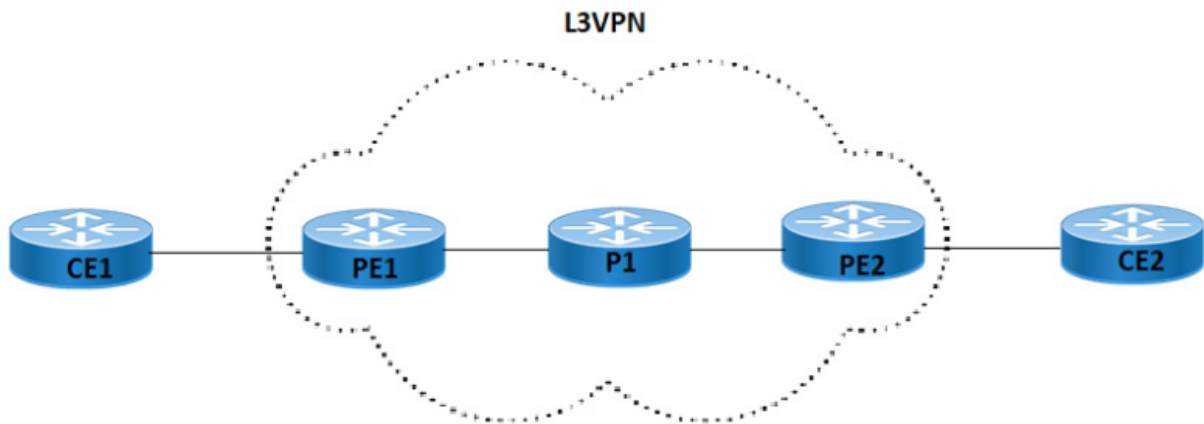


Figure 24-1: TWAMP over EVPN-L3VPN Topology

SR-MPLS Configuration

PE1

SR-MPLS is configured on PE1 for IGP configs with ISIS and OSPF configuration

#configure terminal	Enter Configure mode.
(config)#int lo	Enter interface mode

(config-if)#ip add 1.1.1.1/32 secondary	Assign IP address to interface
(config-if)#prefix-sid index 100 no-php	Configure sid value with no-php
(config-if)#ip router isis 1	Make the interface part of the router ISIS 1 instance.
(config-if)#interface xe8	Enter Interface mode
(config-if)#load-interval 30	Enable load interval
(config-if)#ip address 10.1.1.1/30	Assign IP address to interface
(config-if)#mtu 9216	Set the mtu size
(config-if)#label-switching	Enable label switching.
(config-if)#ip ospf network point-to-point	Enable network as point to point
(config-if)#isis network point-to-point	Enable network as point to point
(config-if)#ip router isis 1	Make the interface part of the router ISIS 1 instance.
(config-router)#router isis 1	Set the routing process ID
(config-router)#is-type level-2-only	Configure isis level2
(config-router)#metric-style wide	Configure Network entity title (NET).
(config-router)#mpls traffic-eng router-id 1.1.1.1	Enable mpls traffic eng router-id
(config-router)#mpls traffic-eng level-2	Enable MPLS Traffic Engineering as level-2
(config-router)#capability cspf	Enable capability cspf
(config-router)#bfd all-interfaces	Enable bfd all interfaces
(config-router)#net 49.0001.0000.0001.0011.00	Configures a network with the address 49.0001.0000.0001.0011.00 in a router's configuration
(config-router)#isis segment-routing global block 20000 23000	Enable SRGB range under ISIS process
(config-router)#segment-routing mpls	Enable segment routing mpls ISIS process.
(config-router)#router ospf 1	Entering router ospf.
(config-router)#ospf router-id 1.1.1.1	Configure OSPF router-id.
(config-router)#bfd all-interfaces	Enable bfd all interfaces
(config-router)#network 1.1.1.1/32 area 0.0.0.0	Configures a network with the IP address 1.1.1.1 as a part of OSPF area 0.0.0.0 in a routers configuration.
(config-router)#network 10.1.1.0/24 area 0.0.0.0	Configures a network with the IP address 10.1.1.0 as a part of OSPF area 0.0.0.0 in a routers configuration.
(config-router)#ospf segment-routing global block 16000 19000	Enable SRGB range under OSPF process
(config-router)#segment-routing mpls	Enable segment routing mpls ISIS process.
(config-router)#commit	Commit the configurations
(config-router)#end	Return to privilege mode

P1

SR-MPLS is configured on P1 for IGP configs with ISIS and OSPF configuration.

#configure terminal	Enter Configure mode.
(config)#int lo	Enter interface mode
(config-if)#ip add 2.2.2.2/32 secondary	Assign IP address to interface
(config-if)#prefix-sid index 200 no-php	Configure sid value with no-php
(config-if)#ip router isis 1	Make the interface part of the router ISIS 1 instance.
(config-if)#interface xe8	Enter interface mode
(config-if)#load-interval 30	Enable load interval
(config-if)#ip address 10.1.1.2/30	Assign IP address to interface
(config-if)#mtu 9216	Set the mtu size
(config-if)#label-switching	Enable label switching.
(config-if)#ip ospf network point-to-point	Enable network as point to point
(config-if)#isis network point-to-point	Enable network as point to point
(config-if)#ip router isis 1	Make the interface part of the router ISIS 1 instance.
(config-if)#interface ce0	Enter interface mode
(config-if)#load-interval 30	Enable load interval
(config-if)#ip address 20.1.1.1/30	Assign IP address to interface
(config-if)#mtu 9216	Set the mtu size
(config-if)#label-switching	Enable label switching.
(config-if)#ip ospf network point-to-point	Enable network as point to point
(config-if)#isis network point-to-point	Enable network as point to point
(config-if)#ip router isis 1	Make the interface part of the router ISIS 1 instance.
(config-if)#router isis 1	Set the routing process ID
(config-router)#is-type level-2-only	Configure isis level2
(config-router)#metric-style wide	Configure Network entity title (NET).
(config-router)#mpls traffic-eng router-id 2.2.2.2	Enable mpls traffic eng router-id
(config-router)#mpls traffic-eng level-2	Enable MPLS Traffic Engineering as level-2
(config-router)#capability cspf	Enable capability cspf
(config-router)#bfd all-interfaces	Enable bfd all interfaces
(config-router)#net 49.0001.0000.0001.0022.00	Configure network.
(config-router)#isis segment-routing global block 20000 23000	Enable SRGB range under ISIS process
(config-router)#segment-routing mpls	Enable segment routing mpls ISIS process.
(config-router)#router ospf 1	Entering router ospf.
(config-router)#ospf router-id 2.2.2.2	Configure OSPF router-id.
(config-router)#bfd all-interfaces	Enable bfd all interfaces
(config-router)#network 2.2.2.2/32 area 0.0.0.0	Configures a network with the IP address 2.2.2.2 as a part of OSPF area 0.0.0.0 in a router's configuration

(config-router)#network 10.1.1.0/24 area 0.0.0.0	Configures a network with the IP address 10.1.1.0 as a part of OSPF area 0.0.0.0 in a router's configuration.
(config-router)#network 20.1.1.0/24 area 0.0.0.0	Configures a network with the IP address 20.1.1.0 as a part of OSPF area 0.0.0.0 in a router's configuration.
(config-router)#ospf segment-routing global block 16000 19000	Enable SRGB range under OSPF process
(config-router)#segment-routing mpls	Enable segment routing mpls ISIS process.
(config-router)#commit	Commit the configurations
(config-router)#end	Return to privilege mode

PE2

SR-MPLS is configured on PE2 for IGP configs with ISIS and OSPF configuration.

#configure terminal	Enter Configure mode.
(config)#int lo	Enter interface mode
(config-if)#ip add 3.3.3.3/32 secondary	Assign IP address to interface
(config-if)#prefix-sid index 300 no-php	Configure sid value with no-php
(config-if)#ip router isis 1	Make the interface part of the router ISIS 1 instance.
(config-if)#interface ce14	Enter interface mode
(config-if)#load-interval 30	Enable load interval
(config-if)#ip address 20.1.1.2/30	Assign IP address to interface
(config-if)#mtu 9216	Set the mtu size
(config-if)#label-switching	Enable label switching.
(config-if)#ip ospf network point-to-point	Enable network as point to point
(config-if)#isis network point-to-point	Enable network as point to point
(config-if)#ip router isis 1	Make the interface part of the router ISIS 1 instance.
(config-if)#route isis 1	Set the routing process ID
(config-router)#is-type level-2-only	Configure isis level2
(config-router)#metric-style wide	Configure Network entity title (NET).
(config-router)#mpls traffic-eng router-id 3.3.3.3	Enable mpls traffic eng router-id
(config-router)#mpls traffic-eng level-2	Enable MPLS Traffic Engineering as level-2
(config-router)#capability cspf	Enable capability cspf
(config-router)#bfd all-interfaces	Enable bfd all interfaces
(config-router)#net 49.0001.0000.0001.0033.00	Configure network.
(config-router)#isis segment-routing global block 20000 23000	Enable SRGB range under ISIS process
(config-router)#segment-routing mpls	Enable segment routing mpls ISIS process.
(config-router)#router ospf 1	Entering router ospf.
(config-router)#ospf router-id 3.3.3.3	Configure OSPF router-id.

(config-router)#bfd all-interfaces	Enable bfd all interfaces
(config-router)#network 3.3.3.3/32 area 0.0.0.0	Configure network.
(config-router)#network 20.1.1.0/24 area 0.0.0.0	Configure network.
(config-router)#ospf segment-routing global block 16000 19000	Enable SRGB range under OSPF process
(config-router)#segment-routing mpls	Enable segment routing mpls ISIS process.
(config-router)#commit	Commit the configurations
(config-router)#end	Return to privilege mode

Configure TWAMP over EVPN-L3VPN

PE1

#configure terminal	Enter Configure mode.
(config)# ip vrf vrf100	Create a new VRF named vrf100
(config-vrf)#rd 100:1	Assign the route distinguisher (RD) value as 100:1
(config-vrf)#route-target both 100:1	Import routes between route target (RT) ext-communities 100 and 1
(config)#l3vni 100	Configure L3vpn
(config-vrf)#exit	Exit VRF mode
(config)#int xe4	Enter Interface mode
(config-if)#mtu 9216	Set the mtu size
(config-if)#exit	Exit Interface mode
(config-if)#interface xe4.100	Enter Interface mode
(config-if)#encapsulation dot1q 100	Configure encapsulation under a subinterface
(config-if)#ip vrf forwarding vrf100	Bind the interface connected to the CE1 router with VRF 100
(config-if)#ip address 100.1.1.1/24	Assign IP address to interface
(config-if)#mtu 9216	Set the mtu size
(config-if)#exit	Exit
(config)#evpn mpls enable	Enable EVPN MPLS
(config)#evpn mpls irb	Enable EVPN IRB
(config)#evpn mpls vtep-ip-global 1.1.1.1	Configuring VTEP global IP to loopback IP
(config)#router bgp 65010	Enter BGP router mode
(config-router)#bgp router-id 1.1.1.1	Configure BGP router-id
(config-router)#neighbor 3.3.3.3 remote-as 65010	Configure PE2 as an iBGP4+ neighbor
(config-router)#neighbor 3.3.3.3 update-source lo	Update the source as loopback for iBGP peering with the remote PE2 router
(config-router)#address-family l2vpn evpn	address-family l2vpn evpn]
(config-router-af)#neighbor 3.3.3.3 activate	Activate the PE1 neighbor in the vpnv4 address family

(config-router-af)#exit-address-family	Exit
(config-router)#address-family ipv4 vrf vrf100	Enter the IPv4 address family for VRF 100
(config-router-af)#redistribute connected	Redistribute connected routes
(config-router-af)#neighbor 100.1.1.2 remote-as 100	Configure CE2 neighbor in the vrf address family
(config-router-af)#neighbor 100.1.1.2 activate	Activate the CE2 neighbor
(config-router-af)#exit-address-family	Exit form address family
(config-router)#commit	Commit the configurations
(config-router)#end	Return to privilege mode

PE2

#configure terminal	Enter Configure mode.
(config)#ip vrf vrf100	Create a new VRF named vrf100
(config-vrf)#rd 10:100	Assign the route distinguisher (RD) value as 10:100
(config-vrf)#route-target both 10:100	Import routes between route target (RT) ext-communities 10 and 100
(config-vrf)#l3vni 100	Configure L3vpn
(config-vrf)#int ce2	Enter Interface mode
(config-if)#mtu 9216	Set the mtu size
(config-if)#interface ce2.100	Enter Interface mode
(config-if)#encapsulation dot1q 100	Configure encapsulation under a subinterface
(config-if)#ip vrf forwarding vrf100	Bind the interface connected to the CE1 router with VRF 100
(config-if)#ip address 200.1.1.1/24	Assign IP address to interface
(config-if)#mtu 9216	Set the mtu size
(config-if)#evpn mpls enable	Enable EVPN MPLS
(config)#evpn mpls irb	Enable EVPN IRB
(config)#evpn mpls vtep-ip-global 3.3.3.3	Configuring VTEP global IP to loopback IP
(config)#router bgp 65010	Enter BGP router mode
(config-router)#bgp router-id 3.3.3.3	Configure BGP router-id
(config-router)#neighbor 1.1.1.1 update-source lo	Configure PE2 as an iBGP+ neighbor
(config-router)#neighbor 1.1.1.1 remote-as 65010	Update the source as loopback for iBGP peering with the remote PE2 router
(config-router)#address-family l2vpn evpn	address-family l2vpn evpn
(config-router-af)#neighbor 1.1.1.1 activate	Activate the PE1 neighbor in the vpnv4 address family
(config-router-af)#exit-address-family	Exit
(config-router)#address-family ipv4 vrf vrf100	Enter the IPv4 address family for VRF 100
(config-router-af)#redistribute connected	Redistribute connected routes

(config-router-af)#neighbor 200.1.1.2 remote-as 200	Configure CE2 neighbor in the vrf address family
(config-router-af)#neighbor 200.1.1.2 activate	Activate the CE2 neighbor
(config-router-af)#exit-address-family	Exit form address family
(config-router)#commit	Commit the configurations
(config-router)#end	Return to privilege mode

CE1

#configure terminal	Enter Configure mode.
(config)#int xe4	Enter Interface mode
(config-if)#mtu 9216	Set the mtu size
(config-if)#interface xe4.100	Enter Interface mode
(config-if)#encapsulation dot1q 100	Configure encapsulation under a subinterface
(config-if)#load-interval 30	Enable load interval
(config-if)#ip address 100.1.1.2/24	Assign IP address to interface
(config-if)#mtu 9216	Set the mtu size
(config-if)#interface lo	Configure lo interface
(config-if)#ip address 11.11.11.11/32 secondary	Assign IP address to interface
(config-if)#router bgp 100	Enter BGP router mode
(config-router-af)#neighbor 100.1.1.1 remote-as 65010	Configure BGP router-id
(config-router-af)#address-family ipv4 unicast	Enter address-family vpnv4 mode
(config-router-af)#neighbor 100.1.1.1 activate	mode Activate VPNv4 neighbor
(config-router-af)#redistribute connected	Redistribute connected routes
(config-router-af)#commit	Commit the configurations
(config-router-af)#end	Return to privilege mode

CE2

#configure terminal	Enter Configure mode.
(config)#int ce0	Enter Interface mode
(config)#mtu 9216	Set the mtu size
(config)#interface ce0.100	Enter Interface mode
(config)#encapsulation dot1q 100	Configure encapsulation under a subinterface
(config)#load-interval 30	Enable load interval
(config)#ip address 200.1.1.2/24	Assign IP address to interface
(config)#mtu 9216	Set the mtu size

(config-if)#interface lo	Configure lo interface
(config-if)#ip address 22.22.22.22/32 secondary	Assign IP address to interface
(config)#router bgp 200	Enter BGP router mode
(config)#neighbor 200.1.1.1 remote-as 65010	Configure BGP router-id
(config)#address-family ipv4 unicast	Enter address-family vpv4 mode
(config)#neighbor 200.1.1.1 activate	mode Activate VPNv4 neighbor
(config)#redistribute connected	Redistribute connected routes
(config)#commit	Commit the configurations
(config)#end	Return to privilege mode

TWAMP Configuration on Sender (CE1)

TWAMP sender is configured to measure the delay on interface Loopback on CE1

#configure terminal	Enter Configure mode.
(config)# hardware-profile filter twamp-ipv4 enable	Enable hardware filter for ipv4 to configure TWAMP measurement configs
(config)#commit	Commit the configuration
(config)# twamp-light control	Enable TWAMP light controller on PE1
(config-twamp-light-ctrl)# control-admin-state enable	Enable TWAMP Controller admin state
(config-twamp-light-ctrl)#delay-profile interfaces	Enter in to delay profile mode
(config-dp-intf)#mode two-way	Enter mode
(config-dp-intf)#burst-count 1	Enter burst count
(config-dp-intf)#burst-interval 1000	Configure burst interval value under delay profile mode
(config-dp-intf)#interval 30	Configure interval
(config-dp-intf)#advertisement periodic threshold 10	Configure advertisement periodic
(config-dp-intf)#advertisement periodic minimum-change 1000	Configure advertisement periodic
(config-dp-intf)#advertisement accelerated	Configure advertisement accelerated
(config-dp-intf)#advertisement accelerated threshold 20	Configure advertisement accelerated threshold
(config-dp-intf)#advertisement accelerated minimum-change 2000	Configure advertisement accelerated
(config-dp-intf)#int lo	Enter Interface Loopback mode
(config-if)#loss-measurement dynamic	Configure loss measurement
(config-if)#delay-measurement dynamic twamp reflector-ip 22.22.22.22 sender-ip 11.11.11.11	Enter in to delay profile mode
(config-if)#commit	Commit the configurations
(config-if)#end	Return to privilege mode

TWAMP Configuration on Reflector (CE2)

Configure TWAMP Reflector as interface xe24 on CE2 (Towards core)

#configure terminal	Enter Configure mode.
(config)# hardware-profile filter twamp-ipv4 enable	Enable hardware filter for ipv4 to configure TWAMP measurement configs
(config)#commit	Commit the configuration
(config)# twamp-light reflector	Enable TWAMP light Reflector on PE2
(config-twamp-light-ref)# reflec-tor-admin-state enable	Enable the TWAMP reflector admin state
(config-twamp-light-ref)# reflector-name CE2-CE1-lo reflector-ip ipv4 22.22.22.22	Configure TWAMP reflector IP as PE2 interface IP
(config-twamp-light-ref)#commit	Commit the configurations
(config-if)#end	Return to privilege mode

Validation

EVPN-L3VPN over SR VALIDATION

- Verify mpls EVPN-L3VPN ping from PE1

```
PE1#sh evpn mpls status
EVPN-MPLS is ACTIVE in Hardware
```

- Verify show evpn mpls tunnel from PE1

```
PE1#show evpn mpls tunnel
EVPN-MPLS Network tunnel Entries
Source          Destination      Status          Up/Down         Update          evpn
-id
=====
===
1.1.1.1         3.3.3.3         Installed       02:50:36       02:50:36       100
Total number of entries are 1
```

- Verify show evpn mpls id 100

```
EVPN-MPLS Information
=====
Codes: NW - Network Port
       AC - Access Port
       (u) - Untagged
VPN-ID  EVI-Name      EVI-Type Type Interface ESI          VLAN
      DF-Status Src-Addr      Dst-Addr
-----
100    ----         L3        NW    ----    ----
      ----         1.1.1.1   3.3.3.3
Total number of entries are 1
```

- Verify show mpls vrf-forwarding table

```

PE1#sh mpls vrf-forwarding-table
Codes: > - installed FTN, * - selected FTN, p - stale FTN, B - BGP FTN
(m) - Service mapped over multipath transport
Code      FEC                FTN-ID   Tunnel-id   Pri   LSP-Type      Out-Label
  Out-Intf  Nexthop
  B>  22.22.22.22/32      2         0           Yes   LSP_DEFAULT   16
  -          3.3.3.3
  B>  200.1.1.0/24       1         0           Yes   LSP_DEFAULT   16
  -          3.3.3.3

```

- Verify mpls l3vpn ping

```

PE1#ping mpls l3vpn vrf100 200.1.1.0/24 detail
Sending 5 MPLS Echos to 200.1.1.0, timeout is 5 seconds
Codes:
'!' - Success, 'Q' - request not sent, '.' - timeout,
'x' - Retcode 0, 'M' - Malformed Request, 'm' - Errored TLV,
'N' - LBL Mapping Err, 'D' - DS Mismatch,
'U' - Unknown Interface, 'R' - Transit (LBL Switched),
'B' - IP Forwarded, 'F' No FEC Found, 'f' - FEC Mismatch,
'P' - Protocol Error, 'X' - Unknown code,
'Z' - Reverse FEC Validation Failed

```

Type 'Ctrl+C' to abort

```

! seq_num = 1 20.1.1.2 0.82 ms
! seq_num = 2 20.1.1.2 0.57 ms
! seq_num = 3 20.1.1.2 0.52 ms
! seq_num = 4 20.1.1.2 0.57 ms
! seq_num = 5 20.1.1.2 0.53 ms

```

Success Rate is 100.00 percent (5/5)
round-trip min/avg/max = 0.52/0.67/0.82

```

PE1#ping mpls l3vpn vrf100 22.22.22.22/32 detail
Sending 5 MPLS Echos to 22.22.22.22, timeout is 5 seconds

```

```

Codes:
'!' - Success, 'Q' - request not sent, '.' - timeout,
'x' - Retcode 0, 'M' - Malformed Request, 'm' - Errored TLV,
'N' - LBL Mapping Err, 'D' - DS Mismatch,
'U' - Unknown Interface, 'R' - Transit (LBL Switched),
'B' - IP Forwarded, 'F' No FEC Found, 'f' - FEC Mismatch,
'P' - Protocol Error, 'X' - Unknown code,
'Z' - Reverse FEC Validation Failed

```

Type 'Ctrl+C' to abort

```

! seq_num = 1 20.1.1.2 0.75 ms
! seq_num = 2 20.1.1.2 0.61 ms
! seq_num = 3 20.1.1.2 0.59 ms
! seq_num = 4 20.1.1.2 0.66 ms

```

```
! seq_num = 5 20.1.1.2 0.67 ms
```

```
Success Rate is 100.00 percent (5/5)
round-trip min/avg/max = 0.59/0.67/0.75
```

TWAMP VALIDATION

- ping between CE1 lo to CE2 lo

```
CE1#ping 22.22.22.22
Press CTRL+C to exit
PING 22.22.22.22 (22.22.22.22) 56(84) bytes of data.
64 bytes from 22.22.22.22: icmp_seq=1 ttl=62 time=0.564 ms
64 bytes from 22.22.22.22: icmp_seq=2 ttl=62 time=0.426 ms
64 bytes from 22.22.22.22: icmp_seq=3 ttl=62 time=0.848 ms

--- 22.22.22.22 ping statistics ---
3 packets transmitted, 3 received, 0% packet loss, time 61ms
rtt min/avg/max/mdev = 0.426/0.612/0.848/0.177 ms
```

- Verify the TWAMP statistics on all the configured interfaces on CE1. In the below verification command, packets sent and received showing as equal. So all the TWAMP packets received reply for all the sent packets for the delay measurement. Showing all the Round Trip Delay and Reverse Delay timers.

```
CE1#show twamp-statistics
=====
TWAMP Test-Session Statistics
=====
Test-Session Name      : __internal_interface_lo
Start Time             : 2023 Oct 16 22:59:07
Elapsed time(milli sec) : 16008
Packets Sent           : 16
Packets Received       : 16
Packet Loss(%)         : 0.00
Round Trip Delay(usec)
  Minimum              : 277
  Maximum              : 595
  Average              : 387
Forward Delay(usec)
  Minimum              : (*)
  Maximum              : (*)
  Average              : (*)
Reverse Delay(usec)
  Minimum              : (*)
  Maximum              : (*)
  Average              : (*)
Round Trip Delay Variation(usec)
  Minimum              : 220
  Maximum              : 406
  Average              : 300
Forward Delay Variation(usec)
  Minimum              : (*)
```



```

Maximum          : (*)
Average          : (*)
Reverse Delay Variation(usec)
Minimum          : (*)
Maximum          : (*)
Average          : (*)
    
```

(*) - Time is not in sync between Sender and Reflector

- **sh twamp-statistics interfaces**

```
CE1#sh twamp-statistics interfaces
```

Interface	Last Advertisement	Delay(us)	Min(us)	Max(us)	Var(us)	Loss(%)
lo	2023-10-16 23:00:52	148	148	148	0	0.00

- **Verify the Detailed list of TWAMP delay measurement information on CE lo interface**

```
CE1#sh twamp-statistics interfaces lo
```

```

Interface name      : lo
Sender IP           : 11.11.11.11
Reflector IP        : 22.22.22.22
Reflector port      : 862
DSCP value          : 0
HW Status           : -
    
```

Last Advertised stats:

```

Time: 2023-10-16 23:01:12
Average delay       : 145
Minimum delay       : 106
Maximum delay       : 165
Average delay variation: 3
Minimum delay variation: 2
Maximum delay variation: 6
Packets sent        : 13
Packets received    : 13
Packets timeout     : 0
Packet Loss: 0.00
    
```

Last Calculated stats:

```

Time: 2023-10-16 23:01:12
Average delay       : 145
Minimum delay       : 106
Maximum delay       : 165
Average delay variation: 3
Minimum delay variation: 2
Maximum delay variation: 6
Packets sent        : 13
Packets received    : 13
Packets timeout     : 0
    
```

Packet Loss : 0.00

CHAPTER 25 Entropy Labels for ISIS or OSPF Segment Routing

Overview

The Entropy feature, which involves integrating Entropy Labels into ISIS or OSPF Segment Routing, aims to enhance load balancing, path distribution, and overall network efficiency.

Feature Characteristics

The Entropy Label feature has the following advantages for optimized traffic distribution:

- At the source node, the Entropy label is added into the ISIS or OSPF Segment Routing framework. This ensures load-balancing and even traffic distribution across available Link Aggregation Groups (LAG) paths.
- Intermediate routers in the network utilize the Entropy label to perform a hash calculation on the packet's header fields. The hashing mechanism (fields) used, is hardware-dependent. To enable entropy label functionality, the hashing mechanism must encompass the MPLS header. The calculated hash value determines the optimal LAG path for the packet to follow.
- Entropy Labels lead to the better utilization of the available network routes.
- Entropy Labels enables dynamic traffic distribution, leading to more balanced network resource utilization.

Benefits

The Entropy Label feature has the following benefits:

- Optimizes traffic distribution and load balancing, resulting in improved network performance and reduced latency.
- Evenly distributes traffic and reduces congestion on specific links.
- Introduces path diversity, allowing ISIS or OSPF Segment Routing to leverage a wider range of routing options for efficient traffic distribution.
- The dynamic traffic distribution achieved through Entropy Labels reduces the need for manual traffic engineering, simplifying network management.
- Enhances the scalability of ISIS or OSPF Segment Routing by enabling efficient utilization of multiple available paths.

Prerequisites

- Ensure that the network devices and routers used support Entropy Label functionality.
- The network must already have MPLS configured and operational.

Topology

In the given network topology, each of the nodes is configured to operate using the ISIS or OSPF protocol. Additionally, the network is running an EVPN service, which facilitates the extension of Layer 2 Ethernet services across this network infrastructure.

The topology comprises the links connecting the P and PE nodes, configured as channel groups (LAG) that bundle multiple physical links for increased bandwidth and redundancy. However, the current setup has a limitation: different services may utilize the same MPLS transport, potentially resulting in the same hashing value. Consequently, the network fails to optimize the available resources fully, leading to suboptimal performance and underutilization of the aggregated bandwidth provided by the channel group.

The Entropy label feature addresses this issue by introducing distinct entropy labels for different services within the MPLS label stack. This optimization results in better utilization of the available links in the LAG or ECMP. With this feature, the network evenly distributes traffic across the various physical links within the channel group. Instead of relying on a single link, the network simultaneously utilizes multiple links to handle bidirectional traffic between the P and PE nodes.

Implementation of the Entropy label feature enhances the routing and load balancing of network traffic. Consequently, the network can fully leverage the capabilities of the channel group setup, making the most of the aggregated bandwidth and improving overall network responsiveness.

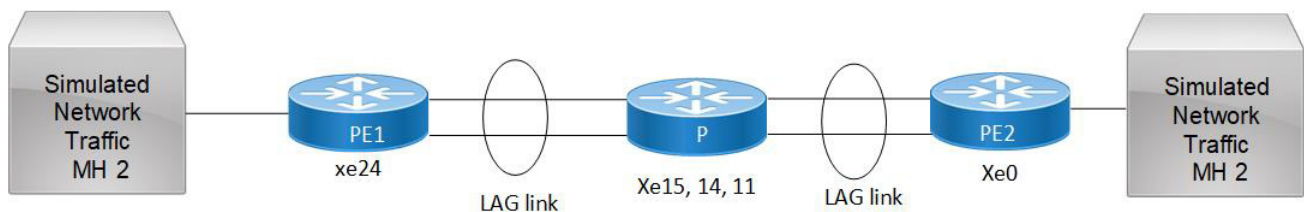


Figure 25-2: Entropy Label

ISIS Configuration

P

P(config-if)# router ISIS 1	Enters IS-IS router configuration mode for the IS-IS process ID 1
P(config-router)# metric-style wide	Configures the IS-IS metric style as wide.
P(config-router)# mpls traffic-eng router-id 48.48.48.48	Sets the MPLS Traffic Engineering router ID to 48.48.48.48.
P(config-router)# mpls traffic-eng level-1	Enables MPLS Traffic Engineering for IS-IS Level 1
P(config-router)# mpls traffic-eng level-2	Enables MPLS Traffic Engineering for IS-IS Level 2.
P(config-router)# capability cspf	Enables the Constraint-Based Shortest Path First (CSPF) capability.
P(config-router)# dynamic-hostname	Allows dynamic hostname assignment.

P(config-router)# bfd all-interfaces	Enables Bidirectional Forwarding Detection (BFD) on all interfaces.
P(config-router)# net 49.0000.0000.0048.00	Sets the IS-IS network entity title (NET) for the router.
P(config-router)# passive-interface lo	Sets the loopback interface as a passive interface for IS-IS.
P(config-router)# segment-routing entropy-label	Enables the capability for Segment Routing with entropy labels.
P(config-router)# segment-routing mpls	Enables MPLS-based Segment Routing.
P(config-router)#line console 0	Enters console line configuration mode.
P(config-line)# exec-timeout 0 0	Configures the console timeout settings.
P(config-line)#exit	Exits the configuration mode of a specific line.

PE1

PE1(config-router)#router isis 1	Enters the configuration mode for ISIS routing with process ID 1.
PE1(config-router)# is-type level-1-2	Configures the ISIS routing process as a level-1-2 router, supporting both Level 1 and Level 2 routing.
PE1(config-router)# metric-style wide	Configures the metric style for ISIS as wide.
PE1(config-router)# mpls traffic-eng router-id 45.45.45.45	Sets the MPLS Traffic Engineering (MPLS TE) router ID to 45.45.45.45.
PE1(config-router)# mpls traffic-eng level-1	Enables MPLS TE for Level 1 ISIS.
PE1(config-router)# mpls traffic-eng level-2	Enables MPLS TE for Level 2 ISIS.
PE1(config-router)# capability cspf	Enables the CSPF calculation capability.
PE1(config-router)# dynamic-hostname	Enables dynamic hostname generation for ISIS.
PE1(config-router)# bfd all-interfaces	Enables BFD on all interfaces.
PE1(config-router)# net 49.0000.0000.0045.00	Sets the NET for ISIS.
PE1(config-router)# passive-interface lo	Configures the loopback interface as a passive interface in ISIS.
PE1(config-router)# segment-routing entropy-label	Enables segment routing with entropy label support.
PE1(config-router)# segment-routing mpls	Enables MPLS segment routing.
PE1(config-router)#Exit	Exits the ISIS router configuration mode.

PE2

PE2(config-router)#router isis 1	Enters the configuration mode for ISIS routing with instance 1.
PE2(config-router)# is-type level-1-2	Sets the ISIS level to level-1-2.
PE2(config-router)# metric-style wide	Configures the metric-style as wide for ISIS.
PE2(config-router)# mpls traffic-eng router-id 22.22.22.22	Sets the MPLS traffic engineering router ID to 22.22.22.22.
PE2(config-router)# mpls traffic-eng level-1	Enables MPLS traffic engineering for ISIS level 1.
PE2(config-router)# mpls traffic-eng level-2	Enables MPLS traffic engineering for ISIS level 2.
PE2(config-router)# capability cspf	Enables the CSPF capability.

PE2(config-router)# dynamic-hostname	Enables dynamic hostname updates for ISIS.
PE2(config-router)# bfd all-interfaces	Enables BFD on all interfaces for faster link failure detection.
PE2(config-router)# net 49.0000.0000.0022.00	Sets the NET for ISIS.
PE2(config-router)# passive-interface lo	Configures the loopback interface as a passive interface for ISIS.
PE2(config-router)# segment-routing entropy-label	Enables the segment routing capability for entropy labels.
PE2(config-router)# segment-routing mpls	Enables MPLS segment routing.
PE2(config-router)#Exit	Exits the ISIS router configuration mode.

OSPF Configuration

P

P(config-if)# router ospf 1	Enters OSPF router configuration mode for the OSPF process ID 1
P(config-router)# segment-routing entropy-label	Enables the capability for Segment Routing with entropy labels.
P(config-router)# segment-routing mpls	Enables MPLS-based Segment Routing.

PE1

PE1(config-router)#router ospf 1	Enters the configuration mode for OSPF routing with process ID 1.
PE1(config-router)# segment-routing mpls	Enables MPLS segment routing.
PE1(config-router)# segment-routing entropy-label	Enables segment routing with entropy label support.

PE2

PE2(config-router)#router ospf 1	Enters the configuration mode for OSPF routing with instance 1.
PE2(config-router)# segment-routing entropy-label	Enables the segment routing capability for entropy labels.
PE2(config-router)# segment-routing mpls	Enables MPLS segment routing.

Implementation Examples

Scenario: Achieve load balancing across Link Aggregation Group (LAG) in a network:

- Configure ISIS or OSPF with Segment Routing (SR) extensions in the network.
- Enable entropy feature under router isis or ospf.
- Use entropy labels to distribute traffic evenly across LAG, optimizing resource utilization.

New CLI Commands

Here is the compilation of new commands for configuring Entropy Label for Segment Routing.

- `segment-routing entropy-label` in the “New Features in Release 6.4.1” document.

segment-routing entropy-label

Use this command to enable and configure entropy labels within the Segment Routing framework in ISIS instances. Use `no` form of CLI to disable the entropy labels within the Segment Routing framework.

Command Syntax

```
segment-routing entropy-label
no segment-routing entropy-label
```

Parameters

<code>enable</code>	Enable Segment Routing entropy label in ISIS or OSPF instance
<code>Disable</code>	Disable Segment Routing entropy label in ISIS or OSPF instance

Command Mode

Router ISIS or OSPF

Applicability

This command was introduced in OcNOS version 6.4.1.

Examples

```
(config-router)#segment-routing entropy-label
```

Validation

ISIS Validation

```
R1#show isis segment-routing capability
Tag 1 Segment-Routing:
Advertisement Router Capability    :1.1.1.1
Algorithm0                        :0
SRMS Preference                   :0
Total SID'S Supported             :3001
SR ERLD                           :6
SID Range List Count              :1
SID's Range                       :16000 - 23999
Total SID'S Supported (SRLB)     :0
```

```

SRLB Range List Count          :0
Advertisement Router Capability :3.3.3.3
Algorithm0                      :0
SRMS Preference                 :0
Total SID'S Supported          :3001
SR ERLD                         :6
SID Range List Count           :1
SID's Range                     :16000 - 23999
Total SID'S Supported (SRLB)   :0
SRLB Range List Count          :0
Advertisement Router Capability :5.5.5.5
Algorithm0                      :0
SRMS Preference                 :0
Total SID'S Supported          :3001
SR ERLD                         :6
SID Range List Count           :1
SID's Range                     :16000 - 23999
Total SID'S Supported (SRLB)   :0
SRLB Range List Count          :0

```

R1#

R1#show mpls forwarding-table

```

Codes: > - installed FTN, * - selected FTN, p - stale FTN, ! - using backup
       B - BGP FTN, K - CLI FTN, (t) - tunnel, P - SR Policy FTN, (b) - bypass,
       L - LDP FTN, R - RSVP-TE FTN, S - SNMP FTN, I - IGP-Shortcut,
       U - unknown FTN, O - SR-OSPF FTN, i - SR-ISIS FTN, k - SR-CLI FTN
       (m) - FTN mapped over multipath transport, (e) - FTN is ECMP

```

FTN-ECMP LDP: Disabled

Code	FEC	FTN-ID	Nhlfe-ID	Tunnel-ID	Pri	Out-Label	Out-Intf	ELC	Nexthop	UpTime
i>	3.3.3.3/32	1	1	0	Yes	16003	xe3	Yes	1.3.0.3	00:10:05
i>	5.5.5.5/32	2	2	0	Yes	16005	xe3	Yes	1.3.0.3	00:10:05

OSPF Validation

R1#show mpls forwarding-table

```

Codes: > - installed FTN, * - selected FTN, p - stale FTN, ! - using backup
       B - BGP FTN, K - CLI FTN, (t) - tunnel, P - SR Policy FTN, (b) - bypass,
       L - LDP FTN, R - RSVP-TE FTN, S - SNMP FTN, I - IGP-Shortcut,
       U - unknown FTN, O - SR-OSPF FTN, i - SR-ISIS FTN, k - SR-CLI FTN
       (m) - FTN mapped over multipath transport, (e) - FTN is ECMP

```

FTN-ECMP LDP: Disabled

Code	FEC	FTN-ID	Nhlfe-ID	Tunnel-ID	Pri	Out-Label	Out-Intf	ELC	Nexthop	UpTime
O>	3.3.3.3/32	1	19	0	Yes	16003	xe3	Yes	1.3.0.3	00:02:33
O>	5.5.5.5/32	2	21	0	Yes	16005	xe3	Yes	1.3.0.3	00:02:33
R1#	po1		Yes	20.1.1.15						

Abbreviations

The following are some key abbreviations and their meanings relevant to this document:

Adj-SID	Adjacency Segment Identifier
ECMP	Equal-Cost Multipath
EL	Entropy Label
ELI	Entropy Label Indicator
ELC	Entropy Label Capability
ERLD	Entropy Readable Label Depth
FEC	Forwarding Equivalence Class
ISIS	Intermediate System to Intermediate System
LAG	Link Aggregation Group
LSP	Label Switched Path
LSR	Label Switching Router
MPLS	Multiprotocol Label Switching
MSD	Maximum SID Depth
Node SID	Node Segment Identifier
OAM	Operations, Administration, and Maintenance
RLD	Readable Label Depth
SID	Segment Identifier
SPT	Shortest Path Tree
SR	Segment Routing
SRGB	Segment Routing Global Block
VPN	Virtual Private Network

Glossary

Entropy Label	An additional label in the MPLS (Multiprotocol Label Switching) header used to enhance load balancing and path distribution in networks.
Load Balancing	The practice of distributing network traffic across multiple paths or resources to prevent congestion and optimize network performance.
Path Distribution	The process of selecting and directing traffic along various network paths, often to ensure efficient utilization and redundancy.
Network Efficiency	The measure of how effectively a network utilizes its resources to deliver data, minimizing waste and maximizing performance.
Multiprotocol Label Switching (MPLS)	A protocol used in telecommunications networks to efficiently direct data packets using labels, enhancing speed and performance.
Label Switching	A mechanism for forwarding data packets based on labels, typically used in MPLS networks for efficient routing.
Hashing Mechanism	A method for computing hash values, often used in load balancing to evenly distribute traffic across network resources.
Hardware-Dependent	Referring to features or functionality that rely on specific hardware components or capabilities.
Segment Routing	A networking technology that allows for the efficient routing of data packets by specifying the exact path they must follow.

CHAPTER 26 Seamless BFD On Qumran2

Overview

Seamless Bidirectional Forwarding Detection (S-BFD) is an extension or enhancement of Bidirectional Forwarding Detection (BFD). This protocol is primarily used in IP-based networks to monitor and detect faults quickly between systems. S-BFD is designed to provide a seamless and rapid fault detection mechanism while minimizing the impact on network resources. It is a simplified mechanism for using BFD with a large proportion of negotiation aspects eliminated. BFD provides a smooth and continuous operational experience for applications in a network.

Feature Characteristics

S-BFD consists of an initiator (a network node hosts an S-BFD Initiator) and a responder (a network node hosts an S-BFD Reflector). In network traffic, S-BFD detects a link failure, and the traffic immediately switches to a backup path. The traffic returns to the primary once the link is up or the corresponding path becomes active.

S-BFD works on the following concepts:

- Initiator: A network node hosting an S-BFDInitiator.
- Responder: A network node hosting an S-BFDReflector.
- S-BFD Initiator: In a network, an S-BFD session performs a continuity test by sending S-BFD packets to a remote entity.
- BFD Discriminator: A BFD Discriminator is allocated for an SBFDInitiator.
- SBFD Reflector: In a network node, S-BFD session gathers incoming S-BFD control packets from local entities and generates responses to S-BFD control packets.

For more information, see the [Seamless BFD for SR-TE](#) in the *OcNOS Segment Routing Config Guide document*.

Benefits

The following are the benefits of using S-BFD on Q2:

- Quick provisioning: S-BFD can be deployed in any network with less time and effort, ensuring the configured environment is rapid and efficient.
- Improved control: S-BFD continuously monitors the network, predicts the network blocks, and diverts the network traffic to back up path.
- Flexibility for network nodes: S-BFD easily adapts to network functionalities, ensuring efficient traffic distribution and minimizing congestion.
- Initiating path monitoring: Path monitoring in a network involves regular monitoring and checking the communication path between two network endpoints.

S-BFD provides quick convergence time is 50 milliseconds.

Prerequisites

The following prerequisites are mandatory before installing S-BFD:

- Configure ISIS.
- Configure Segment Routing policy.

Configuration

S-BFD is supported only on Qumran2 platforms. The topology below describes active routers PE1,P3,P4, PE2 and as a backup PE1,P2, PE2 with lowest preference.

For more information on the S-BFD configurations, see the [Seamless BFD for SR-TE Configuration](#) in the *OcNOS Segment Routing Config Guide*.

Topology

In a network, a node can be either the initiator or the reflector, the initiator sends an S-BFD packet for the detection to the reflector. The reflector reflects the received S-BFD packet. As soon as the S-BFD packet is received from the initiator, it checks that the S-BFD discriminator in the packet is the same. If it doesn't match the packet is discarded. If it matches, the reflector reflects the packet.

The following topology illustrates the S-BFD process.

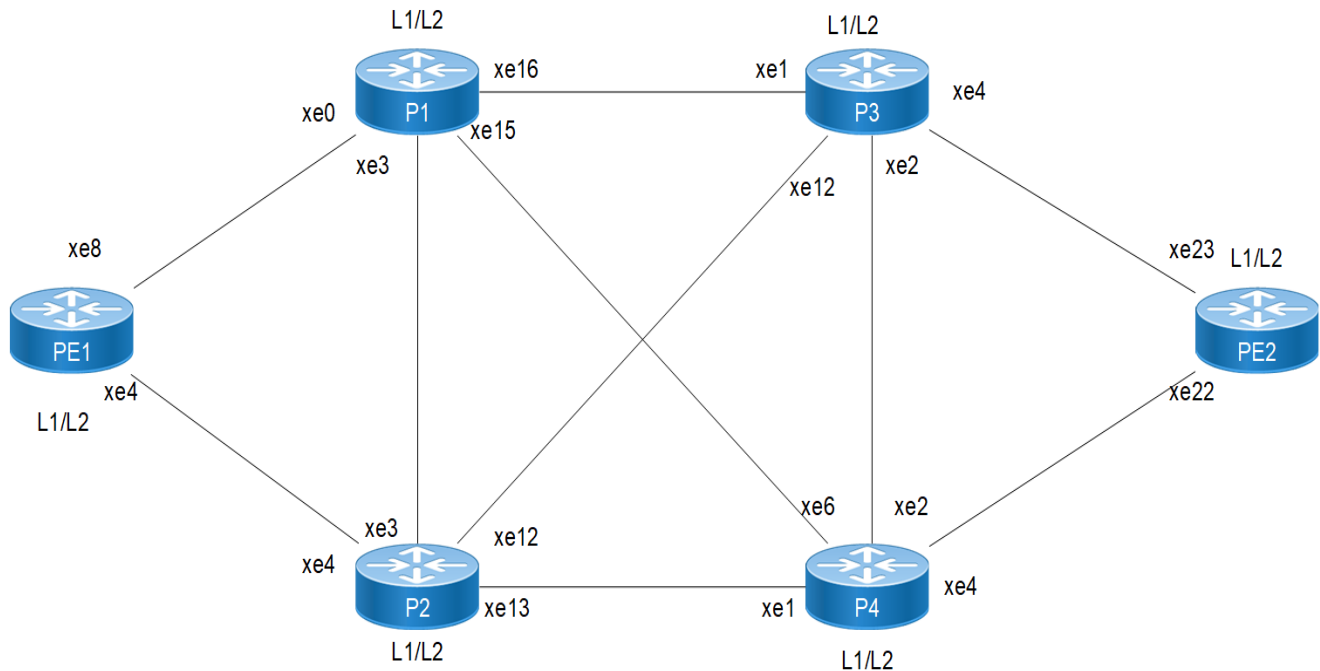


Figure 26-1: S-BFD on Qumran2

For this topology to work, ensure that these following conditions are met

Note:

1. Ensure that prefix SIDs are unique globally.
2. Use L1 or L2 routers throughout your SR domain.

Validation

```
PE2-7048#show bfd session
```

```
BFD process for VRF: (DEFAULT VRF)
```

```
=====
Sess-Idx  Remote-Disc  Lower-Layer  Sess-Type   Sess-State  UP-Time   Interface
Down-Reason Remote-Addr
1281      45.45.45.45  MPLS LSP     Single-Hop  Up           00:01:15  pol.10
45.45.45.45/32
```

```
Number of Sessions:    1
```

```
PE2-7048#show segment-routing policy detail
```

```
Policy-Name: 1      Color 1      End-point 45.45.45.45      Tunnel-ID: 1
Admin-Status: UP    Oper-Status: UP for 00:01:13
State Transition Count: 1
CSPF Retry Limit: 100    CSPF Retry Interval: 10
S-BFD is enabled.
Binding SID :
BSID: 25600
Alloc mode: Dynamic
Oper State: Programmed
```

```
CP ID: 1, Active
```

```
Preference: 300    Path Type: Explicit    CP Origin: Local
```

```
CP state: Valid
```

```
Segment List:
```

```
Total no. of segments: 2
```

```
Segment0[LABEL]: Label :16042
```

```
Segment1[LABEL]: Label :16045
```

```
Out-if: pol.10      Out-label-stack: 3/16045
```

```
Backup ftn_ix: 6      (calculated based on s-bfd)
```

```
Attributes:
```

```
Configured:
```

```
Explicit segment-list Name: 48-42
```

```
Last Recorded Error: Next-hop resolution failed for SID-LIST, 00:02:15 ago
```

```
CP ID: 2, S-BFD backup
```

```
Preference: 100    Path Type: Explicit    CP Origin: Local
```

```
CP state: Valid
```

```
Segment List:
```

```
Total no. of segments: 2
```

```
Segment0[LABEL]: Label :16043
```

```
Segment1[LABEL]: Label :16045
```

```
Out-if: xe0      Out-label-stack: 3/16045
```

```
Attributes:
```

```
Configured:
```

```
Explicit segment-list Name: 48-43
```

Last Recorded Error: Next-hop resolution failed for SID-LIST, 00:02:15 ago

For more information, see the *Seamless BFD for SR-TE Validation* in the *OcNOS Segment Routing Config Guide document*.

Implementation Examples

To achieve minimal traffic convergence time and a quick switch over to backup if there is any link failure in the primary path.

1. Configure the S-BFD Segment Routing policy NAME where the data enters the traffic on a network and decides which path to flow.
2. Configure the S-BFD discriminator A.B.C.D at the outgoing or existing data from the network traffic.
3. S-BFD starts monitoring the segment routing policy path, once it is mapped to S-BFD.

Troubleshooting

1. Check if the discriminator is learnt at initiator.
2. Check if the learnt discriminator is the same as the segment routing policy end-point address.
3. Check if the segment routing policy is mapped to S-BFD is operationally up.

Abbreviations

Acronym	Description
S-BFD	Seamless Bidirectional Forwarding Detection
SR	Segment Routing
SID	Segment Identifiers
ISIS	Intermediate System to Intermediate System
Q2	Qumran

Glossary

The following provides definitions for key terms used throughout this document.

ISIS	ISIS protocol provides the solution for connecting and managing virtual networks within a data center or network infrastructure
SR	Segment Routing is a method where the sender of a packet can partially or completely specify a route in a network through which a packet is sent
SID	A segment routing mapping server allocates Segment Identifiers (SIDs) for prefixes and ranges in an ISIS segment routing domain
Ingress	Flow of data traffic into a network
Egress	Outgoing or exiting data traffic from a network

Overview

Segment Routing (SR) is a source-based routing technique where you can specify a route in a network through which a packet is sent. The path that a particular packet needs to traverse is represented by one or more segments (nodes and links).

Equal Cost Multipath (ECMP) refers to single-hop, equal-cost links between adjacent nodes with a forwarding mechanism for routing traffic along multiple paths of equal cost. For ECMP enabled devices, OcnOS uses Forwarding Plane Load Balancing and installs the maximum number of ECMP routes supported by the kernel. This allows for load balancing to be performed with more than one next-hop to reach a destination.

SR with ECMP support for Intermediate System to Intermediate System (ISIS) and Open Shortest Path First (OSPF), selects all the valid equal-cost next-hop peers of an IP prefix and creates ECMP Incoming Label Maps (ILM) and FEC-to-NHLFE (FTN) entries for that prefix with all the IS-IS/OSPF SR next-hops in the forwarding plane.

Feature Characteristics

The main characteristics of SR ECMP are as follows:

- Distributes packets across multiple logical paths (LSP) carrying qualified traffic over MPLS underlay using SR as a transport. The traffic is distributed based on a collection of such LSPs, known as an ECMP set.
- Uses an internal hashing algorithm by the forwarding plane to distribute traffic among multiple next-hops, assigning the traffic flow to a particular next-hop.
- When TI-LFA is enabled, IGP adds the ECMP next-hops as primary and computes and adds a backup for each of the ECMP next-hops in the FTN and ILM entry of the prefix.
- When TI-LFA is disabled, IGP computes and adds all the ECMP next-hops in the FTN and ILM entry of the prefix.

Note: Load balancing on ECMP next-hops does not guarantee equal distribution of traffic across the ECMP paths. Load balancing in the hardware is done using hashing of a combination of headers in the traffic streams, such as src, dst mac, ip pair and so on. The unique combination of such headers may result in the same hash which in turn results in the same ECMP next-hop. This causes unequal distribution of traffic within the ECMP next-hop interfaces.

Benefits

The key benefits of SR ECMP are as follows:

- Distributes traffic across multiple equal-cost paths, effectively balancing the load, optimizing resource utilization throughout the network, and preventing congestion.
- Reroutes traffic to alternative equal-cost paths in case of a link or node failure, thus reducing downtime and maintaining continuous service.
- Offers redundancy by utilizing multiple paths such that if one path becomes unavailable, traffic is redirected to other paths seamlessly, bolstering network resilience and reliability, when TI-LFA is enabled.

Prerequisites

The SR ECMP feature can be enabled on the following devices:

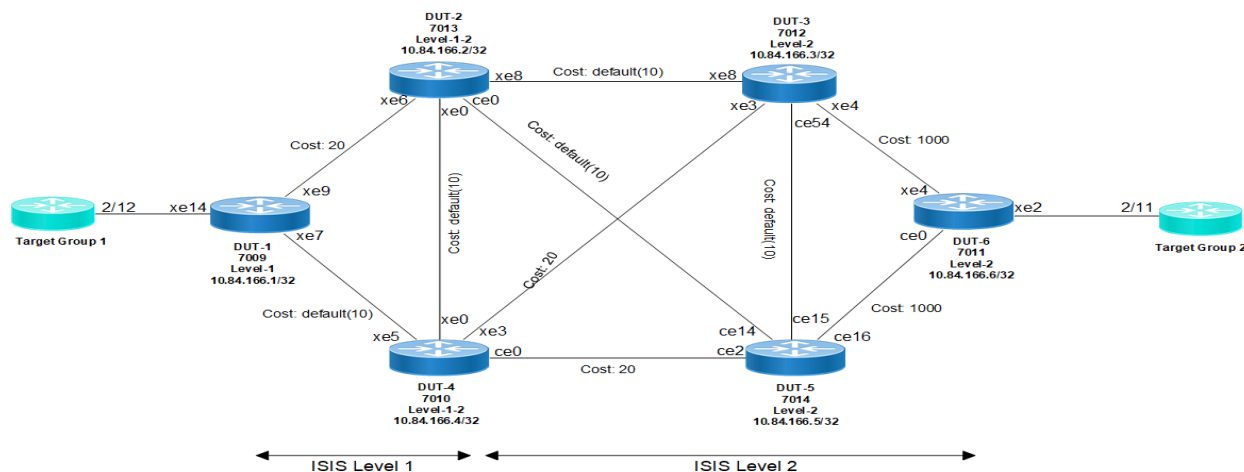
- OcNOS devices that support ISIS/OSPF Segment Routing.
- OcNOS devices that support MPLS services such as VPLS,VPWS,L3VPN,6PE,6VPE and EVPN (ELINE,ELAN,ETREE).

Configuration

The following configuration enables ECMP with ISIS-SR for L3VPN and EVPN ELINE services.

Topology

This topology includes Edge nodes - DUT1 and DUT2, Intermediate nodes - DUT2, DUT3, DUT4, and DUT5 and Target Groups 1 and 2.



The ECMP Label Switched Path (LSP) derived from the above topology is as follows:

Source	Destination	ECMP	Path	Cost
DUT1	DUT2	YES	DUT1-DUT2	30
			DUT1-DUT4-DUT2	30
DUT1	DUT6	YES	DUT1-DUT2-DUT3-DUT6	1040
			DUT1-DUT4-DUT5-DUT6	1040

To configure SR ECMP functionality on PE nodes with ISIS as IGP, follow the steps mentioned below:

1. Configure loop-back interface.
 1. Access interface configuration mode for the loopback interface (`interface lo`).
 2. Assign an IPv4 address to the loopback interface using the IPv4 address command followed by the desired IPv4 address and subnet mask (`ipv6 address 10.84.166.1/32`).

3. Assign appropriate prefix-sid index for the loopback interface (`prefix-sid index 100 no-php`).
4. Configure IS-IS for IPv4 on the loopback interface using the `ip router isis` command, specifying the IS-IS process ID (`ip router isis 1`).

```
DUT1(config)#interface lo
DUT1(config-if)# ip address 127.0.0.1/8
DUT1(config-if)# ip address 10.84.166.1/32 secondary
DUT1(config-if)# ipv6 address ::1/128
DUT1(config-if)# prefix-sid index 100 no-php
DUT1(config-if)# ip router isis 1
DUT1(config-if)# exit
```

2. Configure network interface.

1. Access interface configuration mode for the desired network interface (`interface xe9` and `xe7`).
2. Assign an IPv4 address to the loopback interface using the `ipv4 address` command followed by the desired IPv4 address and subnet mask (`ip address 10.11.22.1/30`).
3. Configure the MTU for the interface (`mtu 9216`).
4. Configure IS-IS for IPv4 on the interface using the IP router ISIS command, specifying the IS-IS process ID (`ip router isis 1`).

```
DUT1(config)#interface xe9
DUT1(config-if)# load-interval 30
DUT1(config-if)# ip address 10.11.22.1/30
DUT1(config-if)# mtu 9216
DUT1(config-if)# label-switching
DUT1(config-if)# ip router isis 1
DUT1(config-if)#
DUT1(config-if)#exit
```

3. In global configuration mode, perform the following as shown in the configuration snapshots below:

1. Configure ISIS Settings
2. Perform the BGP Configuration
3. Create IP VRF:
4. Define the L3VPN access intf configuration and IP VRF mapping.
5. Create MAC VRF.
6. Define the ELINE instance and with the MAC VRF Mapping and access intf configuration
7. Enable ECMP for SR entities for FTN as its PE Edge node using the command `mpls ftn-ecmp sr`

Note: Use ECMP SR for ILM in case of P transit nodes.

Configuration Snapshot

Edge Nodes (DUT1 and DUT6)

```
DUT1#sh run
!
! Software version: UFI_S9510-30XC-OcNOS-SP-PLUS-6.6.0.99-Alpha 10/
07/2024 21:37:20
```

```
!  
! Last configuration change at 00:10:29 UTC Thu Nov 16 2023 by root  
!  
feature netconf-ssh vrf management  
feature netconf-tls vrf management  
no feature netconf-ssh  
no feature netconf-tls  
service password-encryption  
!  
logging console 5  
logging level all 5  
snmp-server enable traps link linkDown  
snmp-server enable traps link linkUp  
!  
hardware-profile statistics voq-full-color enable  
hardware-profile statistics cfm-ccm enable  
!  
qos enable  
!  
mpls ilm-ecmp sr  
mpls ftn-ecmp sr  
!  
hostname DUT1  
no ip domain-lookup  
ip domain-lookup vrf management  
tfo Disable  
errdisable cause stp-bpdu-guard  
no feature telnet vrf management  
no feature telnet  
feature ssh vrf management  
no feature ssh  
feature dns relay  
ip dns relay  
ipv6 dns relay  
feature ntp vrf management  
ntp enable vrf management  
!  
evpn mpls enable  
!
```

```
evpn mpls irb
!
ip vrf management
!
ip vrf vrf701
  rd 10:701
  route-target both 10:701
!
mac vrf ELINE_DUT1_DUT6_501
  rd 10.84.166.1:501
  route-target both 501:501
!
evpn mpls vtep-ip-global 10.84.166.1
!
evpn mpls id 501 xconnect target-mpls-id 1501
  host-reachability-protocol evpn-bgp ELINE_DUT1_DUT6_501
!
router ldp
  targeted-peer ipv4 10.84.166.6
  exit-targeted-peer-mode
!
interface ce0
!
interface ce1
!
interface eth0
  ip vrf forwarding management
  ip address dhcp
!
interface lo
  ip address 127.0.0.1/8
  ip address 10.84.166.1/32 secondary
  ipv6 address ::1/128
  prefix-sid index 100 no-php
  ip router isis 1
!
interface lo.management
  ip vrf forwarding management
  ip address 127.0.0.1/8
```

```
    ipv6 address ::1/128
!
interface xe2
!
interface xe3
!
interface xe4
!
interface xe5
!
interface xe6
!
interface xe7
    speed 10g
    load-interval 30
    ip address 10.11.44.1/30
    mtu 9216
    label-switching
    ip ospf network point-to-point
    ip router isis 1
!
interface xe8
!
interface xe9
    load-interval 30
    ip address 10.11.22.1/30
    mtu 9216
    label-switching
    ip router isis 1
    isis wide-metric 20
!
interface xe10
!
interface xe11
!
interface xe12
!
interface xe13
!
```

```
interface xe14
  mtu 9216
  !
interface xe14.501 switchport
  description ELINE_DUT1_DUT6_501
  encapsulation dot1q 501
  load-interval 30
  mtu 9216
  access-if-evpn
  map vpn-id 501
  !
interface xe14.701
  encapsulation dot1q 701
  load-interval 30
  ip vrf forwarding vrf701
  ip address 100.7.1.1/24
  mtu 9216
  !
interface xe15
  !
interface xe16
  !
interface xe17
  !
interface xe18
  !
interface xe19
  !
interface xe20
  !
interface xe21
  !
interface xe22
  !
interface xe23
  !
interface xe24
  !
interface xe25
```

```
!  
interface xe26  
!  
interface xe27  
!  
interface xe28  
!  
interface xe29  
!  
  exit  
!  
router isis 1  
  is-type level-1  
  metric-style wide  
  mpls traffic-eng router-id 10.84.166.1  
  mpls traffic-eng level-1  
  capability cspf  
  bfd all-interfaces  
  net 49.0001.0000.0001.0011.00  
  isis segment-routing global block 20000 23000  
  segment-routing mpls  
!  
router bgp 65010  
  bgp router-id 10.84.166.1  
  neighbor 10.84.166.6 remote-as 65010  
  neighbor 10.84.166.6 update-source lo  
  !  
  address-family vpnv4 unicast  
  neighbor 10.84.166.6 activate  
  exit-address-family  
  !  
  address-family l2vpn evpn  
  neighbor 10.84.166.6 activate  
  exit-address-family  
  !  
  address-family ipv4 vrf vrf701  
  redistribute connected  
  neighbor 100.7.1.2 remote-as 101  
  neighbor 100.7.1.2 activate
```

```
exit-address-family
!  
exit  
!  
!  
end
```

```
DUT1#
```

```
DUT1#
```

Transit Nodes (DUT2, DUT3, DUT4, and DUT5)

```
DUT2#  
DUT2#sh run  
!  
! Softwareversion: EC_AS5916-54X-OcNOS-SP-MPLS-6.5.3.86-Alpha10/1  
3/2024 14:39:27  
!  
! Last configuration change at 13:12:58 UTC Mon Oct 14 2024 by ocno  
s  
!  
feature netconf-ssh vrf management  
feature netconf-tls vrf management  
no feature netconf-ssh  
no feature netconf-tls  
service password-encryption  
!  
logging console 5  
logging level all 5  
snmp-server enable traps link linkDown  
snmp-server enable traps link linkUp  
!  
hardware-profile statistics ingress-acl enable  
!  
qos enable  
!  
mpls ilm-ecmp sr  
!  
hostname DUT2  
no ip domain-lookup  
ip domain-lookup vrf management  
tfo Disable  
errdisable cause stp-bpdu-guard  
no feature telnet vrf management  
no feature telnet  
feature ssh vrf management  
no feature ssh  
feature dns relay  
ip dns relay  
ipv6 dns relay  
feature ntp vrf management  
ntp enable vrf management  
!  
ip vrf management
```

```
!  
interface ce0  
  load-interval 30  
  ip address 10.22.55.1/30  
  mtu 9216  
  label-switching  
  ip ospf network point-to-point  
  ip router isis 1  
!  
interface ce1  
!  
interface ce2  
!  
interface ce3  
!  
interface ce4  
!  
interface ce5  
!  
interface eth0  
  ip vrf forwarding management  
  ip address 192.168.3.10/24  
!  
interface lo  
  ip address 127.0.0.1/8  
  ip address 10.84.166.2/32 secondary  
  ipv6 address ::1/128  
  prefix-sid index 200 no-php  
  ip router isis 1  
!  
interface lo.management  
  ip vrf forwarding management  
  ip address 127.0.0.1/8  
  ipv6 address ::1/128  
!  
interface xe0  
  load-interval 30  
  ip address 10.22.44.1/30  
  mtu 9216  
  label-switching  
  ip ospf network point-to-point  
  ip router isis 1  
!  
interface xe1  
!  
interface xe2  
!  
interface xe3  
!  
interface xe4  
!  
interface xe5  
!  
interface xe6  
  load-interval 30  
  ip address 10.11.22.2/30  
  mtu 9216
```

```
label-switching
ip ospf network point-to-point
ip router isis 1
isis wide-metric 20
!
interface xe7
!
interface xe8
load-interval 30
ip address 10.22.33.1/30
mtu 9216
label-switching
ip ospf network point-to-point
ip router isis 1
!
interface xe9
!
interface xe10
!
interface xe11
!
interface xe12
!
interface xe13
!
interface xe14
!
interface xe15
!
interface xe16
!
interface xe17
!
interface xe18
!
interface xe19
!
interface xe20
!
interface xe21
!
interface xe22
!
interface xe23
!
interface xe24
!
interface xe25
!
interface xe26
!
interface xe27
!
interface xe28
!
interface xe29
!
```

```
interface xe30
!
interface xe31
!
interface xe32
!
interface xe33
!
interface xe34
!
interface xe35
!
interface xe36
!
interface xe37
!
interface xe38
!
interface xe39
!
interface xe40
!
interface xe41
!
interface xe42
!
interface xe43
!
interface xe44
!
interface xe45
!
interface xe46
!
interface xe47
!
  exit
!
router isis 1
  is-type level-1-2
  metric-style wide
  mpls traffic-eng router-id 10.84.166.2
  mpls traffic-eng level-1
  mpls traffic-eng level-2
  capability cspf
  bfd all-interfaces
  net 49.0001.0000.0001.0022.00
  redistribute isis level-2 into level-1
  isis segment-routing global block 20000 23000
  segment-routing mpls
!
ip route vrf management 0.0.0.0/0 192.168.3.1 eth0
!
!
end

DUT2#
```

Validation

Validation of SR-ECMP on DUT1[Edge Router]

Here are the show outputs that display the ISISv4 neighbour and routing information with ECMP for DUT1.

```
DUT1#sh clns neighbors
```

```
Total number of L1 adjacencies: 2
```

```
Total number of L2 adjacencies: 0
```

```
Total number of adjacencies: 2
```

```
Tag 1: VRF : default
```

System Id	Interface	SNPA	State	Holdtime	Type	Protocol
0000.0001.0044	xe7	b86a.97c8.3dcb	Up	19	L1	IS-IS
0000.0001.0022	xe9	80a2.352b.7008	Up	19	L1	IS-IS

```
DUT1#
```

```
DUT1#sh clns neighbors detail
```

```
Total number of L1 adjacencies: 2
```

```
Total number of L2 adjacencies: 0
```

```
Total number of adjacencies: 2
```

```
Tag 1: VRF : default
```

System Id	Interface	SNPA	State	Holdtime	Type	Protocol
0000.0001.0044	xe7	b86a.97c8.3dcb	Up	21	L1	IS-IS

```
  L1 Adjacency ID: 1
```

```
  L2 Adjacency ID: 2
```

```
  Uptime: 00:04:27
```

```
  Area Address(es): 49.0001
```

```
  IP Address(es): 10.11.44.2
```

```
  Level-1 Protocols Supported: IPv4
```

```
  Bidirectional Forwarding Detection is enabled
```

```
  Adjacency advertisement: Advertise
```

```
  Adjacency SID: 26880, ILM ID: 3
```

0000.0001.0022	xe9	80a2.352b.7008	Up	21	L1	IS-IS
----------------	-----	----------------	----	----	----	-------

```
  L1 Adjacency ID: 1
```

```
  L2 Adjacency ID: 2
```

```
  Uptime: 00:04:27
```

```
  Area Address(es): 49.0001
```

```
  IP Address(es): 10.11.22.2
```

```
  Level-1 Protocols Supported: IPv4
```

```
  Bidirectional Forwarding Detection is enabled
```

```
  Adjacency advertisement: Advertise
```

```
  Adjacency SID: 26881, ILM ID: 4
```

```
DUT1#
```

```

DUT1#sh ip route 10.84.166.6/32
VRF: Default, Routing entry for 10.84.166.6/32
  Known via "isis", distance 115, metric 1040, External Route Tag: 0, installed
00:22:23, best
  Last update 00:22:23 ago
  * 10.11.22.2, via xe9
  * 10.11.44.2, via xe7

DUT1#

```

The following show outputs displays the validation for L3VPN.

```

DUT1#sh ip bgp vpnv4 all neighbors
BGP neighbor is 10.84.166.6, remote AS 65010, local AS 65010, internal link, peer index:
4
  BGP version 4, local router ID 10.84.166.1, remote router ID 10.84.166.6
  BGP state = Established, up for 01:18:17
  Last read 00:00:06, hold time is 90, keepalive interval is 30 seconds
  Neighbor capabilities:
    Route refresh: advertised and received (old and new)
    Address family VPNv4 Unicast: advertised and received
    Address family L2VPN EVPN: advertised and received
  Received 351 messages, 0 notifications, 0 in queue
  Sent 333 messages, 1 notifications, 0 in queue
  Route refresh request: received 0, sent 0
  Minimum time between advertisement runs is 5 seconds
  Update source is lo

For address family: VPNv4 Unicast  BGP table version 9, neighbor version 9
  Index 1, Offset 0, Mask 0x2
  AIGP is enabled
  Community attribute sent to this neighbor (both)
  Large Community attribute sent to this neighbor
  1 accepted prefixes
  1 announced prefixes

For address family: L2VPN EVPN  BGP table version 6, neighbor version 6
  Index 1, Offset 0, Mask 0x2
  Community attribute sent to this neighbor (both)
  Large Community attribute sent to this neighbor
  1 accepted prefixes
  Accepted AD:1 MACIP:0 MCAST:0 ESI:0 PREFIX:0
  1 announced prefixes

Connections established 3; dropped 2
Local host: 10.84.166.1, Local port: 179
Foreign host: 10.84.166.6, Foreign port: 40371
TCP MSS: (0), Advertise TCP MSS: (1460), Send TCP MSS: (1460), Receive TCP MSS: (536)
Sock FD : (29)

```

```

Nextthop: 10.84.166.1 lo
Nextthop global: :: lo
Nextthop local: :: lo
BGP connection: non shared networkLast Reset: 01:19:41, due to Hold Timer Expired
(Notification sent)
Notification Error Message: (Hold Timer Expired/No sub-error code)

```

```

DUT1#sh mpls vrf-forwarding-table
Codes: > - installed FTN, * - selected FTN, p - stale FTN, ! - using backup, B - BGP FTN
(m) - Service mapped over multipath transport
(e) - Service mapped over LDP ECMP or SR ECMP

```

```

Code      FEC                FTN-ID VRF-ID    Nhlfe-ID  Pri  Out-Label  Out-Intf
Nextthop  UpTime
  B> 200.7.1.0/24      1      2      51      Yes  25600      -
10.84.166.6  00:05:18
DUT1#

```

The following show output displays the validation for EVPN ELINE.

```

DUT1#show bgp l2vpn evpn summary
BGP router identifier 10.84.166.1, local AS number 65010
BGP table version is 6
1 BGP AS-PATH entries
0 BGP community entries

```

```

Neighbor      V   AS      MsgRcv   MsgSen  TblVer   InQ   OutQ   Up/Down  State/
PfxRcd      AD  MACIP  MCAST   ESI    PREFIX-ROUTE
10.84.166.6   4 65010    353     336     6        0     0  01:19:10
1           1   0      0       0      0

```

Total number of neighbors 1

Total number of Established sessions 1

```
DUT1#sh evpn mpls xconnect
```

```
EVPN Xconnect Info
```

```
=====
```

```

AC-AC: Local-Cross-connect
AC-NW: Cross-connect to Network
AC-UP: Access-port is up
AC-DN: Access-port is down
NW-UP: Network is up
NW-DN: Network is down
NW-SET: Network and AC both are up

```

```
Local                Remote                Connection-Details
```

```

=====
=====
VPN-ID      EVI-Name      MTU  VPN-ID      Source      Destination
PE-IP      MTU  Type  NW-Status
=====
=====

```



```
Src: 0000.0001.0022 Ifindex 10016
```

```
Src: 0000.0001.0044 Ifindex 10014
```

```
DUT1#
```

This command displays In-Label and Out-Label of all next-hops of the FEC.

```
DUT1#sh isis segment-routing label detail
```

```
Tag 1 Segment-Routing: Label Table
```

FEC	In-Label	Out-Label	Out-Intf	Nexthop	Dependent
Tunnels					
10.84.166.4/32	20400	20400	xe7	10.11.44.2	
10.84.166.2/32	20200	20200	xe7	10.11.44.2	
		20200	xe9	10.11.22.2	
10.84.166.1/32	20100	N/A	lo	127.0.0.1	
10.84.166.3/32	20300	20300	xe7	10.11.44.2	
		20300	xe9	10.11.22.2	
10.11.44.2/32	26880	3	xe7	10.11.44.2	
10.84.166.5/32	20500	20500	xe7	10.11.44.2	
		20500	xe9	10.11.22.2	
10.84.166.6/32	20600	20600	xe7	10.11.44.2	
		20600	xe9	10.11.22.2	
10.11.22.2/32	26881	3	xe9	10.11.22.2	

```
DUT1#
```

Validate ECMP FTN, For the ECMP prefix 10.84.166.6/32, a single FTN entry is created with all the ECMP nexthops.

```
DUT1#show mpls forwarding-table 10.84.166.6/32
```

```
Codes: > - installed FTN, * - selected FTN, p - stale FTN, ! - using backup
        B - BGP FTN, K - CLI FTN, (t) - tunnel, P - SR Policy FTN, (b) - bypass,
        L - LDP FTN, R - RSVP-TE FTN, S - SNMP FTN, I - IGP-Shortcut,
        U - unknown FTN, O - SR-OSPF FTN, i - SR-ISIS FTN, k - SR-CLI FTN
        (m) - FTN mapped over multipath transport, (e) - FTN is ECMP
```

```
FTN-ECMP LDP: Disabled, SR: Enabled
```

Code	FEC	FTN-ID	Nhlfe-ID	Tunnel-ID	Pri	Out-Label	Out-Intf
ELC	Nexthop	UpTime					
i>	10.84.166.6/32	5	40	-	(e)	-	-
-		00:23:09					
			38	0	Yes	20600	xe7
No	10.11.44.2	-	17	0	Yes	20600	xe9
No	10.11.22.2	-					

```
DUT1#
```

Validate ECMP FTN, For the ECMP prefix 10.84.166.6/32, a single FTN entry is created with all the ECMP nexthops. For each nexthop, a cross-connect is created

```
DUT1#sh mpls ftn-table 10.84.166.6/32
Primary FTN entry with FEC: 10.84.166.6/32, id: 5, row status: Active, Tunnel-Policy:
N/A, State: Installed
  CreateTime: 00:23:22, UpTime: 00:23:22, LastUpdate: N/A
  Owner: ISIS-SR, distance: 115, Action-type: Redirect to LSP, Exp-bits: 0x0, Incoming
DSCP: none
  Tunnel id: 0, Protected LSP id: 0, LSP-type: Primary, Description: N/A, , Color: 0
    Cross connect ix: 8, in intf: - in label: 0 out-segment ix: 38 refcount: 1
      Owner: ISIS-SR, Persistent: No, Admin Status: Up, Oper Status: Up
      Out-segment with ix: 38, owner: ISIS-SR, Stale: NO, refcount: 6, out intf: xe7,
out label: 20600
      Nexthop addr: 10.11.44.2          cross connect ix: 8, op code: Push

      Cross connect ix: 8, in intf: - in label: 0 out-segment ix: 17 refcount: 1
        Owner: ISIS-SR, Persistent: No, Admin Status: Up, Oper Status: Up
        Out-segment with ix: 17, owner: ISIS-SR, Stale: NO, refcount: 5, out intf: xe9,
out label: 20600
        Nexthop addr: 10.11.22.2          cross connect ix: 8, op code: Push

Dependent service info (count 1):
[CONFIRM_VRF] ftn_ix 1 owner BGP prefix 200.7.1.0/24 nhlfe_ix 51 vrf 2
```

DUT1#

Validation of SR-ECMP on DUT2[Transit Router]

This command displays the ILM-ID, FTN-ID, In-Label & Out-Label for all the IS-IS routes which have ILM/FTN entry installed. For the ECMP prefix 10.84.166.6//32, only one ILM entry will be installed, but Out-Label will be separate for each next-hop.

```
DUT1#sh ip isis route prefix 10.84.166.6/32 detail
```

```
Codes: C - connected, E - external, L1 - IS-IS level-1, L2 - IS-IS level-2
       ia - IS-IS inter area, D - discard, e - external metric
       ** - invalid
```

```
Tag 1: VRF : default
```

Interface	Destination	Tag	Metric	Out-Label	ILM-ID	FTN-ID	In-Label	Next-Hop
ia	10.84.166.6/32		1040		9	5	20600	10.11.44.2
xe7		0		20600				
0		20600					10.11.22.2	xe9
	Src: 0000.0001.0022 Ifindex 10016							
	Src: 0000.0001.0044 Ifindex 10014							

DUT1#

For the ECMP prefix 10.84.166.6/32, a single ILM entry is created with all the ECMP next-hops.

```
DUT2#sh mpls ilm-table 10.84.166.6/32
```

```
Codes: > - installed ILM, * - selected ILM, p - stale ILM, ! - using backup
       K - CLI ILM, T - MPLS-TP, s - Stitched ILM
```


S - SNMP, L - LDP, R - RSVP, C - CRLDP
 B - BGP, K - CLI, V - LDP_VC, I - IGP_SHORTCUT
 O - OSPF/OSPF6 SR, i - ISIS SR, k - SR CLI
 P - SR Policy, U - unknown

ILM-ECMP LDP: Disabled, SR: Enabled

Code	FEC/VRF/L2CKT	ILM-ID	In-Label	Out-Label	In-Intf	Out-Intf/VRF
Nextthop		pri UpTime				
i>	10.84.166.6/32	8	20600	20600	N/A	ce0
	10.22.55.2	Yes 00:25:39				
	10.22.33.2	Yes -	20600	20600	N/A	xe8

DUT2#

CLI Commands

The Segment Routing ECMP feature introduces the following configuration commands.

mpls ilm-ecmp sr

Use this command to enable programming of SR ILM entry as ECMP in hardware. This command applies only to data-plane and IGP ECMP calculation does not depend on this CLI. Only if this command is enabled, SR ILM entry will be installed as ECMP entry in hardware with all the ECMP next-hops.

Use `no` parameter of this command to disable programming of SR ILM entry as ECMP in hardware. When `no` parameter of this command is executed, the installed SR ECMP ILM entry will be changed to SR non-ECMP ILM entry.

Command Syntax

```
mpls ilm-ecmp sr
no mpls ilm-ecmp sr
```

Parameters

None

Default

Disabled

Command Mode

Configure mode

Applicability

Introduced the `mpls ilm-ecmp sr` parameter in the OcnOS version 6.5.3.

Example

The following sequence of commands is used to enable programming of SR ILM entry as ECMP in hardware.

```
#configure terminal
(config)#mpls ilm-ecmp sr
```

```
(config)#
```

mpls ftn-ecmp sr

Use this command to enable programming of SR FTN entry as ECMP in hardware. This command applies only to data-plane and IGP ECMP calculation doesn't depend on this CLI. Only if this command is enabled, SR FTN entry will be installed as ECMP entry in hardware with all the ECMP nexthops.

Use `no` parameter of this command to disable programming of SR FTN entry as ECMP in hardware. When `no` parameter of this command is executed, the installed SR ECMP FTN entry will be changed to SR non-ECMP ILM entry.

Command Syntax

```
mpls ftn-ecmp sr
no mpls ftn-ecmp sr
```

Parameters

None

Default

Disabled

Command Mode

Configure mode

Applicability

Introduced the `mpls ftn-ecmp sr` parameter in the OcNOS version 6.5.3.

Example

The following sequence of commands is used to enable programming of SR FTN entry as ECMP in hardware.

```
#configure terminal
(config)#mpls ftn-ecmp sr
(config)#
```

show ip isis route prefix A.B.C.D/M

Use this command to display the ISIS routing table of the specified IPv4 prefix.

Command Syntax

```
show ip isis (WORD|) route ((prefix A.B.C.D/M)|)
```

Parameters

WORD	Information for a single ISIS area.
Prefix	Prefix.
A.B.C.D/M	IPv4 prefix.

Command Mode

Privileged exec mode

Applicability

This command was introduced in OcNOS version 6.5.3.

Example

The following example displays the ISIS routing table of the specified IPv4 prefix.

```
#show ip isis route prefix 10.10.10.10/32

Codes: C - connected, E - external, L1 - IS-IS level-1, L2 - IS-IS level-2
       ia - IS-IS inter area, D - discard, e - external metric
       ** - invalid

Tag 100: VRF : default
  Destination      Metric      Next-Hop          Interface      Tag
L1  10.10.10.10/32  110         2.15.1.15        xe5             0
                               2.10.1.10        xe11             0

#
```

show ip isis route detail

Use this command to display the MPLS information (ILM-ID, FTN-ID, In-label & Out-label) of the specified IS-IS IPv4 route or all the IS-IS IPv4 routes.

Command Syntax

```
show ip isis (WORD|) route ((prefix A.B.C.D/M)|) detail
```

Parameters

WORD	Information for a single ISIS area.
Prefix	Prefix.
A.B.C.D/M	IPv4 prefix.

Command Mode

Privileged exec mode

Applicability

This command was introduced in OcNOS version 6.5.3.

Example

The following example displays the MPLS information of the specified prefix.

```
#show ip isis route prefix 10.10.10.10/32 detail
```

```
Codes: C - connected, E - external, L1 - IS-IS level-1, L2 - IS-IS level-2
       ia - IS-IS inter area, D - discard, e - external metric
       ** - invalid
```

```
Tag 100: VRF : default
```

	Destination	Metric	ILM-ID	FTN-ID	In-Label	Next-Hop
	Interface	Tag	Out-Label			
L1	10.10.10.10/32	110	3	1	16010	2.15.1.15
	xe5	0	16010			
						2.10.1.10
	xe11	0	16010			
	Src: 0000.0000.0010 Ifindex 10011					
	Src: 0000.0000.0010 Ifindex 10005					

```
#
```

When the command is executed without prefix parameter, MPLS information of all the IS-IS prefixes are displayed

```
#show ip isis route detail
```

```
Codes: C - connected, E - external, L1 - IS-IS level-1, L2 - IS-IS level-2
       ia - IS-IS inter area, D - discard, e - external metric
       ** - invalid
```

```
Tag 100: VRF : default
```

	Destination	Metric	ILM-ID	FTN-ID	In-Label	Next-Hop
	Interface	Tag	Out-Label			
C	2.2.2.2/32	10	1	--	16002	--
	lo	0	--			
	Src: Connected IS-IS Interface					
C	2.10.1.0/24	100	--	--	--	--
	xe11	0	--			
	Src: Connected IS-IS Interface					
C	2.15.1.0/24	50	--	--	--	--

```

        xe5          0          --
Src: Connected IS-IS Interface
L1  10.10.10.10/32    110        3          1          16010      2.15.1.15
        xe5          0          16010
                                                2.10.1.10
        xe11         0          16010
Src: 0000.0000.0010 Ifindex 10011
Src: 0000.0000.0010 Ifindex 10005
L1  10.15.1.0/24     100        --          --          --          2.15.1.15
        xe5          0          --
Src: 0000.0000.0015 Ifindex 10005
L1  15.15.15.15/32  60          5          2          16015      2.15.1.15
        xe5          0          16015
Src: 0000.0000.0015 Ifindex 10005
#

```

show ip isis route tilfa prefix A.B.C.D/M

Use this command to display the MPLS information (SR outgoing label, PQ node, Backup outgoing label, Bypass trunk ID, Backup out-interface & Protection-type) of all ECMP next-hops of the specified IPv4 prefix. This is an enhancement to the existing command `show ip isis route tilfa` to insert `prefix` as an optional parameter.

Command Syntax

```
show ip isis route (WORD|) tilfa ((prefix A.B.C.D/M)|)
```

Parameters

WORD	Information for a single ISIS area.
Prefix	Prefix.
A.B.C.D/M	IPv4 prefix.

Command Mode

Privileged exec mode

Applicability

This command was introduced in OcNOS version 6.5.3.

Example

```

#show ip isis route tilfa prefix 10.10.10.10/32

Tag   : 100  VRF : default
Codes : L1 - IS-IS level-1, L2 - IS-IS level-2,

```

C - Connected Routes, ia - IS-IS inter area

10.10.10.10/32

```
Route type: L1, FTN-ix :1 ILM-ix :3
SR Incoming Label      : 16010
Primary Path Nexthop   : 2.10.1.10, xe11
  SR outgoing Label    : 16010
  PQ node              : 15.15.15.15
Backup outgoing Label: 16010
Bypass_trunk id       : 2202
Backup out interface  : xe5
Protection Type       : Link Protecting
Primary Path Nexthop   : 2.15.1.15, xe5
  SR outgoing Label    : 16010
  PQ node              : 10.10.10.10
Backup outgoing Label: 3
Bypass_trunk id       : 2201
Backup out interface  : xe11
Protection Type       : Node Protecting
```

```
Trunk : 2201 :10.10.10.10_nh_10011_ALG0 FTN-ix : 3 ref_cnt:3
Number Of outgoing label : 1
  16010
Nexthop address : 2.10.1.10
```

#

show isis tilfa pq (WORD|)

Use this command to display the PQ nodes of all the ECMP next-hops of the specified vertex. This is an enhancement to the `isis tilfa pq` command to insert `system-id/hostname` as an optional parameter.

Command Syntax

```
show isis (WORD|) tilfa pq (WORD|)
```

Parameters

WORD	Information for a single ISIS area.
WORD	System-ID xxxx.xxxx.xxxx or hostname.

Command Mode

Privileged exec mode

Applicability

This command was introduced in OcNOS version 6.5.3.

Example

When the command is executed by specifying `system-id` parameter:

```
#show isis tilfa pq 7010.00-00

Tag 100: Level-1 Link State Database:

Node: 7010.00-00
Interface xe5
  P node: 0000.0000.0010 primary dist:100
  P node: 0000.0000.0015 primary dist:150
  Q node: 0000.0000.0010
  Q node: 0000.0000.0015
  Node Protecting P Nodes
  P node: 0000.0000.0010 primary dist:100

  PQ Node: 7010.00-00 backup dist:100
  PQ Node (Node Protection): 7010.00-00 backup dist:100
Interface xell
  P node: 0000.0000.0010 primary dist:100
  P node: 0000.0000.0015 primary dist:50
  Q node: 0000.0000.0010
  Q node: 0000.0000.0015
  Node Protecting P Nodes
  P node: 0000.0000.0015 primary dist:50

  PQ Node: 7015.00-00 backup dist:50
  No PQ Node found on backup path (Node Protection)
#
```

When the command is executed by specifying `hostname` parameter:

```
#show isis tilfa pq 7010

Tag 100: Level-1 Link State Database:

Node: 7010.00-00
Interface xe5
```

```

P node: 0000.0000.0010 primary dist:100
P node: 0000.0000.0015 primary dist:150
Q node: 0000.0000.0010
Q node: 0000.0000.0015
Node Protecting P Nodes
P node: 0000.0000.0010 primary dist:100

PQ Node: 7010.00-00 backup dist:100
PQ Node (Node Protection): 7010.00-00 backup dist:100
Interface xell
P node: 0000.0000.0010 primary dist:100
P node: 0000.0000.0015 primary dist:50
Q node: 0000.0000.0010
Q node: 0000.0000.0015
Node Protecting P Nodes
P node: 0000.0000.0015 primary dist:50

PQ Node: 7015.00-00 backup dist:50
No PQ Node found on backup path (Node Protection)
#

```

show ip ospf route detail

Use this command to display the MPLS information (ILM-ID, FTN-ID, In-label & Out-label) of the specified OSPF IPv4 route or all the OSPF IPv4 routes.

Command Syntax

```
show ip ospf (<0-65535>|) route ((A.B.C.D | A.B.C.D/M |) detail) | )
```

Parameters

<0-65535>	Router process identifier.
A.B.C.D	Single route.
A.B.C.D/M	Single exact match route.

Command Mode

Privileged exec mode

Applicability

This command was introduced in OcNOS version 6.5.3.

Example

The following example displays the MPLS information of all the OSPFv2 routes if a prefix parameter is not specified.


```
#show ip ospf route detail
```

```
OSPF process 100:
```

```
Codes: C - connected, D - Discard, O - OSPF, IA - OSPF inter area
```

```
  N1 - OSPF NSSA external type 1, N2 - OSPF NSSA external type 2
```

```
  E1 - OSPF external type 1, E2 - OSPF external type 2
```

```
OSPF LFA attributes:
```

```
  P - Primary, SP - Secondary-Path, LP - Link Protecting,
```

```
  NP - Node Protecting, BID - Broadcast Link Protecting
```

```
  DP - Downstream Protecting
```

	Destination		Metric	Nexthop		Interface	Area
	ILM-ID	FTN-ID	In-Label	Out-Label			
C	2.2.2.2/32		1	connected		lo	0.0.0.0
C	2.10.1.0/24		100	connected		xe11	0.0.0.0
C	2.15.1.0/24		50	connected		xe5	0.0.0.0
O	10.10.10.10/32		101	2.10.1.10	xe11	0.0.0.0	8
	5	19010	19010				
				2.15.1.15	xe5	0.0.0.0	8
	5	19010	19010				
O	10.15.1.0/24		100	2.15.1.15	xe5	0.0.0.0	
O	15.15.15.15/32		51	2.15.1.15	xe5	0.0.0.0	10
	6	19015	19015				

#

The following example displays the MPLS information of the specified OSPFv2 route if a prefix parameter is specified:

```
#show ip ospf route 10.10.10.10/32 detail
```

```
OSPF process 100:
```

```
Codes: C - connected, D - Discard, O - OSPF, IA - OSPF inter area
```

```
  N1 - OSPF NSSA external type 1, N2 - OSPF NSSA external type 2
```

```
  E1 - OSPF external type 1, E2 - OSPF external type 2
```

```
OSPF LFA attributes:
```

```
  P - Primary, SP - Secondary-Path, LP - Link Protecting,
```

```
  NP - Node Protecting, BID - Broadcast Link Protecting
```

```
  DP - Downstream Protecting
```

	Destination		Metric	Nexthop		Interface	Area
	ILM-ID	FTN-ID	In-Label	Out-Label			

```

O 10.10.10.10/32   101      2.10.1.10      xe11      0.0.0.0      8
  5              19010     19010
                                2.15.1.15     xe5        0.0.0.0      8
  5              19010     19010

```

show hsl hw unit 0 encap-db LSP_ENCAP_ID

Use this command to display information on the `lsp_encap` entry installed in the hardware. This is an enhancement to the `show hsl hw unit 0 encap-db` command to insert `LSP_ENCAP_ID` as an optional parameter.

Command Syntax

```
show hsl hw unit 0 encap-db (LSP_ENCAP_ID|)
```

Parameters

```
LSP_ENCAP_ID    LSP Encap ID
```

Command Mode

Privileged exec mode

Applicability

This command was introduced in OcnOS version 6.5.3.

Example

```

#show hsl hw unit 0 encap-db 0x40002044
label_array[0]:
Entropy enabled           : NO
flags                    : 8229 (0x2025)
flags2                   : 0 (0x0)
label                    : 16010
qos_map_id               : 537133060
exp                      : 0
ttl                      : 64
pkt_pri                  : 0
pkt_cfi                  : 0
tunnel_id                : 1073750084 (0x40002044)
l3_intf_id               : 4106 (0x100a)
MPLS labelaction        : BCM_MPLS_EGRESS_ACTION_PUSH
egress_failover_id      : 0 (0x0)
egress_failover_if_id   : 0 (0x0)
outlif_counting_profile : 0 (0x0)
spl_label_push_type     : bcmMplsSpecialLabelPushNone
encap_access             :
estimated_encap_size    : 0 (0x0)

```

#

Below are the revised commands. For more details, refer to the [Segment Routing Commands](#) chapter.

- `show ip isis route tilfa`
- `show isis tilfa pq`
- `show hsl mpls tunnel (tunnel-id VALUE)`
- `show ip ospf tilfa-backup-path`
- `show ip ospf tilfa-repair-list`

Troubleshooting

1. If SR ILM entry is not installed as ECMP in hardware:
 - Check if `mpls ilm-ecmp sr` command is enabled.
 - Check if ECMP next-hops exist for that FEC in ISIS route table `show ip isis route detail` or OSPF route table `show ip ospf route detail`
2. If SR FTN entry is not installed as ECMP in hardware:
 - Check if `mpls ftm-ecmp sr` command is enabled.
 - Check if ECMP next-hops exist for the FEC in ISIS route table `show ip isis route detail` or OSPF route table `show ip ospf route detail`.
3. If traffic is not load-balanced among the ECMP next-hops:
 - Increase the number of flows, as load balancing depends on the internal hash computed by BCM. Note that lesser flows may lead to the same outgoing interface for different flows.

Glossary

The following provides definitions for key terms or abbreviations and their meanings used throughout this document:

Key Terms/Acronym	Description
Label switched path (LSP)	A sequence of routers that co-operatively perform MPLS operations for a packet stream.
Topology-Independent Loop-Free Alternate (TI-LFA)	The ability to provide a loop free backup path irrespective of the topologies used in the network.
FEC-to-NHLFE (FTN)	A mapping from the forwarding equivalence class (FEC) of incoming packets to the corresponding Next Hop Label Forwarding Entry (NHLFE) in MPLS.
Incoming Label Map (ILM)	A mapping from incoming labels to corresponding Next Hop Label Forwarding Entry (NHLFE) in MPLS.
Interior Gateway Protocol (IGP)	An intra-domain protocol used to exchange network reachability and routing information among devices.
Forward Error Correction (FEC)	A system of error control that allows the receiver to correct some errors without having to request a re-transmission of data.

Overview

Segment Routing (SR) Service Mapping feature enables dynamic traffic steering by leveraging both native Segment Routing Forwarding Table Numbers (FTN) and SR policies. This approach allows different services to reach the same destination while following distinct routing paths optimized for performance, reliability, and scalability.

The need for SR Service Mapping arises when multiple services require tailored routing strategies. While native SR FTN provides a straightforward label-based forwarding mechanism, SR policies introduce enhanced traffic engineering capabilities such as:

- Path Optimization – Selecting the most efficient path based on network conditions.
- Load Balancing – Distributing traffic across multiple paths to prevent congestion.
- Redundancy and Fail-over – Ensuring service continuity in case of link failures.

SR Service Mapping operates through two primary mechanisms:

Native SR FTN:

- Standard SR labels are mapped directly to the forwarding table for default or simple routing paths.
- Traffic follows IGP-calculated shortest paths without additional policies.

SR Policy:

- Custom traffic engineering rules dictate how specific traffic types are routed.
- Enables fine-grained path selection, ensuring latency-sensitive or high-priority services take the most optimized routes.

This dual mechanism provides granular control over network traffic, allowing service providers to allocate network resources efficiently.

Feature Characteristics

The main characteristics of SR Mapping are as follows:

- Flexible Routing Control: Supports both default SR FTN and policy-based routing for differentiated services.
- Traffic Engineering Optimization: Ensures efficient bandwidth utilization with automated path computation.
- Scalability: Works seamlessly with MPLS services, EVPN, and Segment Routing-MPLS (SR-MPLS).
- High Availability & Redundancy: Supports fast reroute mechanisms for seamless failover.
- Interoperability: Fully integrates with existing SR and MPLS architectures.

Benefits

The key benefits of SR Mapping are as follows:

- Optimized Traffic Flow – Routes services based on priority, latency, and bandwidth needs.
- Improved Network Efficiency – Minimizes congestion and enhances overall network performance.

- Simplified Operations – Reduces complexity by leveraging a unified SR-based framework.
- High Availability – Provides redundancy through SR policies, ensuring uninterrupted service.

Prerequisites

The SR Mapping feature can be enabled on the following devices:

- OcNOS devices that support ISIS/OSPF Segment Routing.
- OcNOS devices that support MPLS services such as VPLS,VPWS,L3VPN,6PE,6VPE and EVPN (ELINE,ELAN,ETREE).

Configuration

The following configuration enables with SR service mapping.

Topology

This topology represents a basic SR Service Mapping topology:



Figure 28-2: SRv4 with ISIS Topology

- Provider Edge Router 1 (PE1): Ingress SR router, maps services to SR Policies.
- Core Router (P1): Transit SR router, forwards based on ISIS-SR advertisements.
- Provider Edge Router 2 (PE2): Egress SR router, handles service termination.

Traffic Flow:

- Traffic enters PE1 (ingress).
- PE1 maps services to an SR policy (TE path or native SR forwarding) or vice versa.
- The traffic traverses P1 (core router).
- PE2 (egress) receives the mapped traffic and forwards it accordingly.

To configure SR Mapping functionality on PE nodes with ISIS, follow the steps mentioned below:

1. Configure Loopback for SR.
 1. Assign a loopback IP and enable IS-IS for routing
 2. Configure Prefix-SID for Segment Routing.

```
PE1(config)# interface lo
PE1(config-if)# ip address 1.1.1.1/32 secondary
PE1(config-if)# ip router isis 1
PE1(config-if)# prefix-sid index 1 no-php
PE1(config-if)# exit
PE1(config)# commit.
```

2. Assign IP address and enable IS-IS and MPLS on the interface:

```
PE1(config)# interface xe9
PE1(config-if)# ip address 10.1.1.1/30
PE1(config-if)# ip router isis 1
PE1(config-if)# label-switching
PE1(config-if)# commit
```

3. Enable IS-IS as the IGP and configure it to support Segment Routing MPLS.

```
PE1(config)# router isis 1
PE1(config-router)# metric-style wide
PE1(config-router)# is-type level-1-2
PE1(config-router)# net 49.0000.0100.0000.1001.00
PE1(config-router)# mpls traffic-eng level-1
PE1(config-router)# mpls traffic-eng level-2
PE1(config-router)# dynamic-hostname
PE1(config-router)# capability cspf
PE1(config-router)# isis segment-routing global block 16000 23999
PE1(config-router)# segment-routing mpls
PE1(config-router)# commit
```

4. Enable Segment Routing Traffic Engineering and define Policy for Service Mapping, and use IS-IS for path computation.

```
PE1(config)#segment-routing
PE1(config-sr)#traffic-engineering
PE1(config-sr-te)#policy P1
PE1(config-sr-pol)#color 1 end-point 3.3.3.3
PE1(config-sr-pol)#candidate-path 1
PE1(config-sr-pol-cp)#dynamic-path isis 1
PE1(config-sr-pol-cp)#commit
PE1(config-sr-pol-cp)#end
```

5. Enable EVPN VRF over MPLS and configure VTEP IP for service mapping.

```
PE1(config)#mac vrf evpn1
PE1(config-vrf)#rd 1:1
PE1(config-vrf)#route-target both 1:1
PE1(config-vrf)#commit
PE1(config-vrf)#end
PE1(config)#evpn mpls enable
PE1(config)#evpn mpls vtep-ip-global 1.1.1.1
PE1(config)#evpn mpls id 1
PE1(config-evpn-mpls)#host-reachability-protocol evpn-bgp evpn1
PE1(config-evpn-mpls)#exit
```

6. Enable BGP EVPN for service mapping.

```
PE1(config)#router bgp 65010
PE1(config-router)#neighbor 3.3.3.3 remote-as 65010
PE1(config-router)#neighbor 3.3.3.3 update-source lo
PE1(config-router)#address-family l2vpn evpn
PE1(config-router-af)#neighbor 3.3.3.3 activate
PE1(config-router-af)#commit
PE1(config-router-af)#end
```

Note: Ensure EVPN routes are exchanged between PE1 and PE2.

7. Configure Access Interface for EVPN

```
PE1(config)#interface xe2.1 switchport
```

```

PE1(config-if)#encapsulation dot1q 10
PE1(config-if)#access-if-evpn
PE1(config-acc-if-evpn)#map vpn-id 1
PE1(config-acc-if-evpn)#commit

```

8. Define Tunnel Selection Policy for SR services.

```

PE1(config)#tunnel-policy 1
PE1(config-tnl-policy)#color 1
PE1(config-tnl-policy)#commit
PE1(config-tnl-policy)#end

```

9. Bind Tunnel Policy to EVPN MPLS or other services like vrf

```

PE1(config)#evpn mpls id 1
PE1(config-evpn-mpls)#tunnel-select-policy 1
PE1(config-evpn-mpls)#commit
PE1(config-evpn-mpls)#end
or
PE1(config)#mac vrf evpn1
PE1(config-vrf)#tunnel-select-policy 1
PE1(config-vrf)#commit

```

Configuration Snapshot

PE1

```

!
feature netconf-ssh vrf management
feature netconf-tls vrf management
no feature netconf-ssh
no feature netconf-tls
service password-encryption
!
snmp-server enable traps link linkDown
snmp-server enable traps link linkUp
!
hardware-profile statistics voq-full-color enable
hardware-profile statistics cfm-ccm enable
!
qos enable
!
hostname PE1
no ip domain-lookup
ip domain-lookup vrf management
tfo Disable
errdisable cause stp-bpdu-guard
no feature telnet vrf management

```

```
no feature telnet
feature ssh vrf management
no feature ssh
feature dns relay
ip dns relay
ipv6 dns relay
feature ntp vrf management
ntp enable vrf management
!
evpn mpls enable
!
tunnel-policy 1
  color 1
!
ip vrf management
!
mac vrf evpn1
  rd 1:1
  route-target both 1:1
!
evpn mpls vtep-ip-global 1.1.1.1
!
evpn mpls id 1
  host-reachability-protocol evpn-bgp evpn1
  tunnel-select-policy 1
!
segment-routing
  traffic-engineering
    policy P1
      color 1 end-point 3.3.3.3
      candidate-path 1
        dynamic-path isis 1
      exit-pol-cp
    !
  exit-sr-pol
  !
  exit-te
!
interface ce0
```

```
!  
interface cel  
!  
interface eth0  
  ip vrf forwarding management  
  ip address dhcp  
!  
interface lo  
  ip address 127.0.0.1/8  
  ip address 1.1.1.1/32 secondary  
  ipv6 address ::1/128  
  prefix-sid index 1 no-php  
  ip router isis 1  
!  
interface lo.management  
  ip vrf forwarding management  
  ip address 127.0.0.1/8  
  ipv6 address ::1/128  
!  
interface xe2  
!  
interface xe2.1 switchport  
  encapsulation dot1q 10  
  access-if-evpn  
  map vpn-id 1  
!  
interface xe3  
!  
interface xe7  
  speed 10g  
!  
interface xe8  
!  
interface xe9  
  speed 10g  
  ip address 10.1.1.1/30  
  label-switching  
  ip router isis 1  
!
```

```
interface xe10

!
  exit
!
router isis 1
  is-type level-1-2
  metric-style wide
  mpls traffic-eng level-1
  mpls traffic-eng level-2
  capability cspf
  dynamic-hostname
  net 49.0000.0100.0000.1001.00
  isis segment-routing global block 16000 23999
  segment-routing mpls
!
router bgp 65010
  neighbor 3.3.3.3 remote-as 65010
  neighbor 3.3.3.3 update-source lo
  !
  address-family l2vpn evpn
  neighbor 3.3.3.3 activate
  exit-address-family
#
```

P1

```
!
feature netconf-ssh vrf management
feature netconf-tls vrf management
no feature netconf-ssh
no feature netconf-tls
service password-encryption
!
snmp-server enable traps link linkDown
snmp-server enable traps link linkUp
!
hardware-profile statistics ingress-acl enable
!
qos enable
!
hostname P1
no ip domain-lookup
ip domain-lookup vrf management
tfo Disable
errdisable cause stp-bpdu-guard
```

```
no feature telnet vrf management
no feature telnet
feature ssh vrf management
no feature ssh
feature dns relay
ip dns relay
ipv6 dns relay
feature ntp vrf management
ntp enable vrf management
!
ip vrf management
!
interface ce0
!
interface ce1
!
interface ce2
!
interface ce3
!
interface ce4
!
interface ce5
!
interface eth0
  ip vrf forwarding management
  ip address 192.168.3.10/24
!
interface lo
  ip address 127.0.0.1/8
  ip address 2.2.2.2/32 secondary
  ipv6 address ::1/128
  prefix-sid index 2 no-php
  ip router isis 1
!
interface lo.management
  ip vrf forwarding management
  ip address 127.0.0.1/8
  ipv6 address ::1/128
!
interface xe0
!
interface xe1
!
interface xe2
!
interface xe3
!
interface xe4
!
interface xe5
!
interface xe6
  ip address 10.1.1.2/30
  label-switching
  ip router isis 1
!
```

```
interface xe7
  ip address 11.1.1.1/30
  label-switching
  ip router isis 1
!
interface xe8
!
interface xe9
!
interface xe10
!
interface xe11
!
  exit
!
router isis 1
  is-type level-1-2
  metric-style wide
  mpls traffic-eng level-1
  mpls traffic-eng level-2
  capability cspf
  dynamic-hostname
  net 49.0000.0100.0000.1002.00
  isis segment-routing global block 16000 23999
  segment-routing mpls
!
end
```

PE2

```
!
feature netconf-ssh vrf management
feature netconf-tls vrf management
no feature netconf-ssh
no feature netconf-tls
service password-encryption
!
snmp-server enable traps link linkDown
snmp-server enable traps link linkUp
!
hardware-profile statistics voq-full-color enable
hardware-profile statistics cfm-ccm enable
!
qos enable
!
hostname PE2
no ip domain-lookup
ip domain-lookup vrf management
tfo Disable
errdisable cause stp-bpdu-guard
no feature telnet vrf management
no feature telnet
feature ssh vrf management
no feature ssh
feature dns relay
ip dns relay
ipv6 dns relay
feature ntp vrf management
```

```
ntp enable vrf management
!
evpn mpls enable
!
ip vrf management
!
mac vrf evpn1
  rd 1:1
  route-target both 1:1
!
evpn mpls vtep-ip-global 3.3.3.3
!
evpn mpls id 1
  host-reachability-protocol evpn-bgp evpn1
!
interface ce0
!
interface ce1
!
interface eth0
  ip vrf forwarding management
  ip address dhcp
!
interface lo
  ip address 127.0.0.1/8
  ip address 3.3.3.3/32 secondary
  ipv6 address ::1/128
  prefix-sid index 3 no-php
  ip router isis 1
!
interface lo.management
  ip vrf forwarding management
  ip address 127.0.0.1/8
  ipv6 address ::1/128
!
interface xe2
!
interface xe3
!
interface xe3.1 switchport
  encapsulation dot1q 10
  access-if-evpn
  map vpn-id 1
!
interface xe4
!
interface xe5
  ip address 11.1.1.2/30
  label-switching
  ip router isis 1
!
interface xe6
!
interface xe7
!
interface xe8
!
```

```

interface xe9
!
interface xe10
!
interface xe11
!
interface xe12
!
interface xe13
!
exit
!
router isis 1
 is-type level-1-2
 metric-style wide
 mpls traffic-eng level-1
 mpls traffic-eng level-2
 capability cspf
 dynamic-hostname
 net 49.0000.0100.0000.1003.00
 isis segment-routing global block 16000 23999
 segment-routing mpls
!
router bgp 65010
 neighbor 1.1.1.1 remote-as 65010
 neighbor 1.1.1.1 update-source lo
!
 address-family l2vpn evpn
 neighbor 1.1.1.1 activate
 exit-address-family
!
exit
!
!
end

```

Validation

Verify ISIS neighbor adjacency between routers.

```
PE1#show clns neighbors ()
```

```
Total number of L1 adjacencies: 1
```

```
Total number of L2 adjacencies: 1
```

```
Total number of adjacencies: 2
```

```
Tag 1: VRF : default
```

System Id	Interface	SNPA	State	Holdtime	Type	Protocol
P1	xe9	80a2.355b.7008	Up	21	L1	IS-IS
			Up	21	L2	IS-IS

Verify that segment routing is enabled and that prefix SIDs are announced to other routers and verify that prefix SIDs are installed as labels in MPLS forwarding table. Verify the same in FTN and ILM tables.

PE1#show mpls forwarding-table

Codes: > - installed FTN, * - selected FTN, p - stale FTN, ! - using backup
 B - BGP FTN, K - CLI FTN, (t) - tunnel, P - SR Policy FTN, (b) - bypass,
 L - LDP FTN, R - RSVP-TE FTN, S - SNMP FTN, I - IGP-Shortcut,
 U - unknown FTN, O - SR-OSPF FTN, i - SR-ISIS FTN, k - SR-CLI FTN
 (m) - FTN mapped over multipath transport, (e) - FTN is ECMP

FTN-ECMP LDP: Disabled, SR: Disabled

Code	FEC	FTN-ID	Nhlfe-ID	Tunnel-ID	Pri	Out-Label	Out-Intf
ELC	Nexthop	Algo-Num	UpTime				
i>	2.2.2.2/32	1	8	-	-	-	-
-	0	00:20:23					
No	10.1.1.2	-	5	0	Yes	16002	xe9
P>	3.3.3.3/32	3	13	1	Yes	16003	xe9
No	10.1.1.2	N/A	00:17:21				
i>	3.3.3.3/32	2	10	-	-	-	-
-	0	00:19:07					
No	10.1.1.2	-	9	0	Yes	16003	xe9

Verify SR policy

PE1#show segment-routing policy

Policy-Name	Color	End-point
State	Forwarding-Info	
P1	1	UP
16003/xe9	3.3.3.3	

Verify EVPN ELAN service:

PE1#show evpn mpls tunnel

EVPN-MPLS Network tunnel Entries

Source	Destination	Status	Up/Down	Update	evpn-id
Local-Leaf	Remote-Leaf				
1.1.1.1	3.3.3.3	Installed	00:02:46	00:02:46	1
---	---				

show evpn mpls tunnel label

PE1-7012#sh evpn mpls tunnel label

EVPN-MPLS Network tunnel labels

(*) in Policy - tunnel-policy inherited from mac-vrf
 (e) - Service mapped over MPLS Multipath/ECMP

				Local		Remote	
MPLS-Multipath	Underlay			MC-Label	UC-Label	MC-Label	UC-
Destination	Status	VPN-ID	Policy				
Label	Grp-Name	NHLFE-ix	NW-Intf	NW-Label			
=====+=====+=====+=====+=====+=====+=====+=====							
=====+=====+=====+=====+=====+=====+=====+=====							
=====+=====+=====+=====+=====+=====+=====+=====							


```

3.3.3.3    Installed    1          1          27524    28164    27524    --    -
-          170         xe9        16014

```

Verify the tunnel policy details

Total number of entries are 1

```
PE1#sh tunnel-policy service details-----()
```

List of services configured with tunnel-policy 1:

EVPN

EVPN-Id: 1, Tunnel count: 1

Peer: 3.3.3.3 Mapped Tunnel: P1 [Owner: SR_POLICY], ftn_ix 3, color 1

Implementation Examples

- SR-TE for MPLS VPN Services
 - Use SR Policies to optimize L3VPN MPLS services.
 - Example: Redirecting VoIP traffic via an SR-TE policy to ensure low latency.
- EVPN Traffic Steering via SR Policies
 - Ensure L2VPN/EVPN services are carried over low-latency paths using SR-TE.
 - Example: Large-scale data center interconnects (DCI).
- Dynamic Traffic Engineering
 - Route specific applications (for example: video traffic) via high-priority TE paths.

Glossary

The following provides definitions for key terms or abbreviations and their meanings used throughout this document:

Key Terms/Acronym	Description
Segment Routing (SR)	A source-routing paradigm that uses Segment Identifiers (SIDs) to define a path through the network without requiring per-flow state in intermediate nodes. SR can be applied to MPLS (SR-MPLS) or IPv6 (SRv6) networks.
SR Policy	A traffic engineering mechanism that allows explicit routing of traffic through a sequence of segments. SR policies enable optimized routing, load balancing, and redundancy.
Forwarding Table Number (FTN)	A table in the router that maps incoming packets to specific Segment Routing (SR) paths or policies based on preconfigured rules.
Multiprotocol Label Switching (MPLS)	A packet-forwarding technology that assigns labels to packets and forwards them based on labels instead of traditional IP routing..
Interior Gateway Protocol (IGP)	An intra-domain protocol used to exchange network reachability and routing information among devices.

Segment Routing Command Reference

CHAPTER 1 Segment Routing Commands

This chapter describes each segment routing command.

- adjacency-sid
- clear mpls counters isis-segment-routing
- clear mpls counters ospf-segment-routing
- clear mpls counters sr-policy
- debug ip ospf tilfa
- debug isis sr
- debug isis tilfa
- debug ospf sr
- fast-reroute per-prefix ti-lfa area (OSPFv2)
- fast-reroute ti-lfa (ISIS)
- global block
- isis segment-routing global block
- local block
- mpls sr-prefer
- ospf segment-routing global block
- ping mpls
- ping mpls generic
- prefix-sid
- segment-routing mpls
- show hsl mpls tunnel (tunnel-id VALUE|)
- show ip isis route tilfa
- show isis tilfa pq
- segment-routing entropy-label
- show hsl mpls tunnel (tunnel-id VALUE|)
- show ip ospf segment-routing mapping-table
- show ip ospf segment-routing state
- show ip ospf tilfa-backup-path
- show ip ospf tilfa-repair-list
- show isis segment-routing capability
- show isis segment-routing mapping-table
- show isis segment-routing state
- show mpls counters isis-segment-routing
- show mpls counters ospf-segment-routing

- `show mpls counters sr-policy`
- `trace mpls`
- `trace mpls generic`

adjacency-sid

Use this command to add a adjacency segment identifier (adjacency-SID) to the primary address of an interface.

You can only configure adjacency-SIDs for point-to-point links and not for broadcast links.

Use the `no` form of this command to remove an adjacency-SID.

Command Syntax

```
adjacency-sid (absolute <16-1048575>|index <0-1048575>)  
no adjacency-sid
```

Parameters

<16-1048575>	Absolute adjacency-SID allocated from the Segment Routing Local Block (SRLB).
<0-1048575>	Index adjacency-SID if SRLB values are different across segment routing nodes.

Defaults

N/A

Command Mode

Interface mode

Applicability

This command was introduced in OcNOS version 6.1.0.

Examples

```
#configure terminal  
(config)#interface ce4  
(config-if)#ip address 16.0.0.20/24  
(config-if)#label-switching  
(config-if)#ip ospf network point-to-point  
(config-if)#adjacency-sid index 1000  
(config-if)#commit  
(config-if)#exit
```

clear mpls counters isis-segment-routing

Use this command to clear traffic statistics for isis-segment-routing FTNs and ILMs.

Command Syntax

```
clear mpls counters isis-segment-routing (ftn (|A.B.C.D/M) | ilm (|A.B.C.D/M))
```

Parameters

isis-segment-routing isis segment-routing ftn's/ilm statistics

ftn FEC-to-NHLFE map counters

A.B.C.D/M FEC prefix

ilm Incoming label map counters

A.B.C.D/M FEC prefix

Command Mode

Exec mode

Applicability

This command was introduced in OcNOS version 4.0.

Example

```
#clear mpls counters isis-segment-routing ftn
#clear mpls counters isis-segment-routing ilm
```

clear mpls counters ospf-segment-routing

Use this command to clear traffic statistics for ospf-segment-routing FTNs and ILMs.

Command Syntax

```
clear mpls counters ospf-segment-routing (ftn (|A.B.C.D/M) | ilm (|A.B.C.D/M))
```

Parameters

ospf-segment-routing ospf segment-routing ftn's/ilm statistics

ftn FEC-to-NHLFE map counters

A.B.C.D/M FEC prefix

ilm Incoming label map counters

A.B.C.D/M FEC prefix

Command Mode

Exec mode

Applicability

This command was introduced in OcNOS version 4.0.

Example

```
#clear mpls counters ospf-segment-routing ftn  
#clear mpls counters ospf-segment-routing ilm
```

clear mpls counters sr-policy

Use this command to clear traffic statistics for sr-policy.

Command Syntax

```
clear mpls counters sr-policy ((policy-name NAME) |)
```

Parameters

`policy-name` segment-routing policy name

Command Mode

Exec mode

Applicability

This command was introduced in OcNOS version 4.0.

Example

```
#clear mpls counters sr-policy  
#clear mpls counters sr-policy policy-name p1
```

debug ip ospf tilfa

Use this command to enable debugging for OSPF Topology-Independent Loop-Free Alternate (TI-LFA).

Use the `no` form of this command to disable debugging for OSPF TI-LFA.

Command Syntax

```
debug ip ospf tilfa
no debug ip ospf tilfa
```

Parameters

None

Command Mode

Exec mode

Applicability

This command was introduced in OcNOS version 4.1.

Example

```
#debug ip ospf tilfa
```

debug isis sr

Use this command to enable debugging for ISIS segment routing.

Use the `no` form of this command to disable debugging for ISIS segment routing.

Command Syntax

```
debug isis sr
no debug isis sr
```

Parameters

None

Command Mode

Exec mode

Applicability

This command was introduced in OcNOS version 4.0.

Example

```
#debug isis sr
```

debug isis tilfa

Use this command to enable debugging for ISIS Topology-Independent Loop-Free Alternate (TI-LFA).

Use the `no` form of this command to disable debugging for ISIS TI-LFA.

Command Syntax

```
debug isis tilfa
no debug isis tilfa
```

Parameters

None

Command Mode

Exec mode

Applicability

This command was introduced in OcNOS version 4.1.

Example

```
#debug ospf tilfa
```

debug ospf sr

Use this command to enable debugging for OSPF segment routing.

Use the `no` form of this command to disable debugging for OSPF segment routing.

Command Syntax

```
debug ospf sr
debug ip ospf sr
no debug ospf sr
no debug ip ospf sr
```

Parameters

None

Command Mode

Exec mode

Applicability

This command was introduced in OcNOS version 4.0.

Example

```
#debug ospf sr
```

fast-reroute per-prefix ti-lfa area (OSPFv2)

Use this command to enable Topology-Independent Loop-Free Alternate (TI-LFA) per area. TI-LFA uses segment routing to provide link, node, and Shared Risk Link Groups (SRLG) protection in topologies where other fast reroute techniques, such as RLFA (Remote Loop Free Alternative) cannot provide protection.

Use the `no` form of this command to disable TI-LFA.

Command Syntax

```
fast-reroute per-prefix ti-lfa area (A.B.C.D|<0-4294967295>)  
no fast-reroute per-prefix ti-lfa area (A.B.C.D|<0-4294967295>)
```

Parameters

A.B.C.D	OSPF area ID in IPv4 address format.
<0-4294967295>	OSPF area ID as a decimal value.

Default

TI-LFA is disabled.

Command Mode

OSPF router mode

Applicability

This command was introduced in OcNOS version 4.0.

Examples

```
#configure terminal  
(config)#router ospf 1  
(config-router)#fast-reroute per-prefix ti-lfa area 2  
(config-router)#no fast-reroute per-prefix ti-lfa area 2
```

fast-reroute ti-lfa (ISIS)

Use this command to enable Topology-Independent Loop-Free Alternate (TI-LFA) per level. TI-LFA uses segment routing to provide link, node, and Shared Risk Link Groups (SRLG) protection in topologies where other fast reroute techniques, such as RLFA (Remote Loop Free Alternative) cannot provide protection.

Use the `no` form of this command to disable TI-LFA.

Command Syntax

```
fast-reroute ti-lfa (level-1 | level-2) proto ipv4
no fast-reroute ti-lfa (level-1 | level-2) proto ipv4
```

Parameters

level-1	Level 1 only.
level-2	Level 2 only.

Default

TI-LFA is disabled.

Command Mode

ISIS router mode

Applicability

This command was introduced in OcNOS version 4.0.

Examples

```
#configure terminal
(config)#router isis 100
(config-router)#fast-reroute ti-lfa level-2 proto ipv4
(config-router)#no fast-reroute ti-lfa level-2 proto ipv4
```

global block

Use this command to configure a segment routing global block (SRGB).

Use the `no` form of this command to remove segment-routing global block.

Note: The allocation of the desirable SRGB will depend upon the availability of the desirable pool. If there is any conflict or any protocol is already using any label/pool of labels which is falling between SRGB range, SRGB will not be allocated and an error will be prompted.

Note: You cannot configure a SRGB for an IGP instance which is outside globally configured SRGB (or default SRGB if SRGB is not configured). An error will be returned if you configure [segment-routing mpls](#) and try to use a block outside the globally configured SRGB (default range is 16000-23999).

Note: You cannot remove a globally configured SRGB if any IGP instance has SRGB configured locally and being used.

Note: You can modify SRGB only if the newly configured SRGB range does not affect any IGP instance having local SRGB configuration. A newly configured SRGB must include an IGP configured SRGB range.

Note: If you have not configured SRGB inside an IGP instance and has [segment-routing mpls](#) configuration configured, any change in global SRGB configuration will take into effect at IGP instance level only after the user toggles [segment-routing mpls](#) configuration.

Note: The maximum allowed block size for SRGB is 262143 (25% of complete label pool).

Command Syntax

```
global block <16-1048575> <16-1048575>
no global block
```

Parameters

<16-1048575> SRGB start and end values

Default

Start value of SRGB range: 16000

End value of SRGB range: 23999

Command Mode

Segment routing mode

Applicability

This command was introduced in OcNOS version 4.0 and the SRGB range changed in OcNOS version 6.1.0.

Example

```
#configure terminal
(config)#segment-routing
(config-sr)#global block 17000 18000
(config-sr)#
```

isis segment-routing global block

Use this command to set the Segment Routing Global Block (SRGB) range at each node. The SRGB is the range of labels reserved for segment routing. In MPLS, SRGB is the set of labels reserved for global segments.

SRGB range must be configured as non-overlapping range for each IGP instances and also for each IGP protocols. IGP protocols must use SRGB range within the globally configured SRGB value or default SRGB value if no global SRGB is configured.

Use the `no` form of this command to remove an SRGB range. Segment routing must be disabled before removing a particular range.

Command Syntax

```
isis segment-routing global block <16-1048575> <16-1048575>
no isis segment-routing global block
```

Parameters

<16-1048575> Start and end values of the SRGB range

Defaults

Start value of SRGB range: 16000

End value of SRGB range: 23999

Command Mode

ISIS router mode

Applicability

This command was introduced in OcNOS version 4.0 and the SRGB range changed in OcNOS version 6.1.0.

Example

```
#configure terminal
(config)#router isis bb
(config-router)#isis segment-routing global block 17000 19000
```


local block

Use this command to configure a segment routing local block (SRLB).

Use the `no` form of this command to remove a segment routing local block.

Command Syntax

```
local block <16-1048575> <16-1048575>
no local block
```

Parameters

<16-1048575> SRLB start and end values

Default

Start value for SRLB range: 14080

End value for SRLB range: 15999

Command Mode

Segment routing mode

Applicability

This command was introduced in OcNOS version 6.1.0.

Example

```
#configure terminal
(config)#segment-routing
(config-sr)#global block 10001 20000
(config-sr)#local block 100000 109999
```

mpls sr-prefer

Use this command to prefer segment routing MPLS entries over LDP entries for forwarding.

Use the `no` form of this command to remove this configuration.

Command Syntax

```
mpls sr-prefer
no mpls sr-prefer
```

Parameters

None

Default

By default, `mpls sr-prefer` is not configured and LDP labels are preferred over SR.

Command Mode

Segment-routing mode

Applicability

This command was introduced in OcnOS version 4.0.

Example

```
#configure terminal
(config)#segment-routing
(config-sr)#mpls sr-prefer
(config-sr)#
```

ospf segment-routing global block

Use this command to set the Segment Routing Global Block (SRGB) range at each node. The SRGB is the range of labels reserved for segment routing. In MPLS, SRGB is the set of labels reserved for global segments.

SRGB range must be configured as non-overlapping range for each IGP instances and also for each IGP protocols. IGP protocols must use SRGB range within the globally configured SRGB value or default SRGB value if no global SRGB is configured.

Use the no form of this command to remove an SRGB range. Segment routing must be disabled before removing a particular range.

Command Syntax

```
ospf segment-routing global block <16-1048575> <16-1048575>
no ospf segment-routing global block
```

Parameters

<16-1048575> Start and end values of the SRGB range

Defaults

Start value of SRGB range: 16000

End value of SRGB range: 23999

Command Mode

OSPF router mode

Applicability

This command was introduced in OcNOS version 4.0 and the SRGB range changed in OcNOS version 6.1.0.

Example

```
#configure terminal
(config)#router ospf bb
(config-router)#ospf segment-routing global block 17000 19000
```

ping mpls

Use this command to check the connectivity between ingress and egress of LSP. This command uses MPLS echo request and reply messages, similar to Internet Control Message Protocol (ICMP) echo request and reply messages, to validate an LSP.

Segment routing ping is an extension of the MPLS LSP ping to perform connectivity verification on the segment routing control plane. Use this command to check connectivity if an LSP traverses entirely through a segment routing domain.

You can initiate the segment routing ping operation only when the segment routing control plane is available at the originator.

Command Syntax

```
ping mpls (ospf-sr | isis-sr) (ipv4 A.B.C.D/M ) ({reply-mode (1|2)|flags |
  destination A.B.C.D | source A.B.C.D | ttl <1-255> | timeout <1-500> | repeat <5-
  5000>| interval <2-20000> | force-explicit-null | detail}|)
```

Parameters

ospf-sr	OSPF
isis-sr	ISIS
ipv4	IPv4 address
A.B.C.D/M	IPv4 prefix address
reply-mode	Reply mode
1	Do not reply
2	Reply via UDP/IP packet (default)
flags	Validate FEC stack
destination	Destination address
A.B.C.D	IPv4 address of the destination
source	Source address
A.B.C.D	IPv4 address of the source
ttl	Trace packet Time-to-live
<1-255>	Trace packet TTL value
timeout	Time to wait before rejecting the probe as a failure
<1-500>	Timeout in seconds
repeat	Repeat sending of ping packets
<5-5000>	Number of pings to send
interval	Interval between ping packets
<2-20000>	Interval in milliseconds
force-explicit-null	Force Explicit Null label
detail	Print detailed output of the ping

Defaults

Default TTL is 255.

Default timeout is 60 seconds.

Command Mode

Privileged Exec mode

Applicability

This command was introduced in OcNOS version 4.0.

Example

```
#ping mpls ospf-sr ipv4 10.0.1.33/32 destination 127.1.0.1 flags detail
Sending 5 MPLS Echos to 2.32.0.0, timeout is 5 seconds
```

Codes:

```
'!' - Success, 'Q' - request not sent, '.' - timeout,
'x' - Retcode 0, 'M' - Malformed Request, 'm' - Errored TLV,
'N' - LBL Mapping Err, 'D' - DS Mismatch,
'U' - Unknown Interface, 'R' - Transit (LBL Switched),
'B' - IP Forwarded, 'F' No FEC Found, 'f' - FEC Mismatch,
'P' - Protocol Error, 'X' - Unknown code,
'Z' - Reverse FEC Validation Failed
```

Type 'Ctrl+C' to abort

```
! seq_num = 1 0.0.0.0 1.98 ms
! seq_num = 2 0.0.0.0 1.68 ms
! seq_num = 3 0.0.0.0 1.37 ms
! seq_num = 4 0.0.0.0 1.59 ms
! seq_num = 5 0.0.0.0 1.85 ms
```

```
Success Rate is 100.00 percent (5/5)
round-trip min/avg/max = 1.37/1.67/1.98
```

ping mpls generic

Use this command to check the connectivity between ingress and egress of LSP. This command uses MPLS echo request and reply messages, similar to Internet Control Message Protocol (ICMP) echo request and reply messages, to validate an LSP.

Use the `ping mpls generic` command to verify connectivity for an LSP that traverses across multiple-domains, such as segment routing and LDP domains in the case of an SR-LDP interoperability use case.

You can initiate the segment routing ping operation only when the segment routing control plane is available at the originator.

Command Syntax

```
ping mpls generic (ipv4 A.B.C.D/M) ({reply-mode (1|2)|flags | destination A.B.C.D |
  source A.B.C.D | ttl <1-255> | timeout <1-500> | repeat <5-5000> | interval <2-
  20000> | force-explicit-null | detail}|)
```

Parameters

<code>ipv4</code>	IPv4 address
<code>A.B.C.D/M</code>	IPv4 prefix address
<code>reply-mode</code>	Reply mode
<code>1</code>	Do not reply
<code>2</code>	Reply via UDP/IP packet (default)
<code>flags</code>	Validate FEC stack
<code>destination</code>	Destination address
<code>A.B.C.D</code>	IPv4 address of the destination
<code>source</code>	Source address
<code>A.B.C.D</code>	IPv4 address of the source
<code>ttl</code>	Trace packet Time-to-live
<code><1-255></code>	Trace packet TTL value
<code>timeout</code>	Time to wait before rejecting the probe as a failure
<code><1-500></code>	Timeout in seconds
<code>repeat</code>	Repeat sending of ping packets
<code><5-5000></code>	Number of pings to send
<code>interval</code>	Interval between ping packets
<code><2-20000></code>	Interval in milliseconds
<code>force-explicit-null</code>	Force Explicit Null label
<code>detail</code>	Print detailed output of the ping

Defaults

Default TTL is 255.

Default timeout is 60 seconds.

Command Mode

Privileged Exec mode

Applicability

This command was introduced in OcNOS version 6.0.1.

Example

```
#ping mpls generic ipv4 10.0.1.33/32 destination 127.1.0.1 flags detail
Sending 5 MPLS Echos to 2.32.0.0, timeout is 5 seconds
```

Codes:

```
'!' - Success, 'Q' - request not sent, '.' - timeout,
'x' - Retcode 0, 'M' - Malformed Request, 'm' - Errored TLV,
'N' - LBL Mapping Err, 'D' - DS Mismatch,
'U' - Unknown Interface, 'R' - Transit (LBL Switched),
'B' - IP Forwarded, 'F' No FEC Found, 'f' - FEC Mismatch,
'P' - Protocol Error, 'X' - Unknown code,
'Z' - Reverse FEC Validation Failed
```

Type 'Ctrl+C' to abort

```
! seq_num = 1 0.0.0.0 1.98 ms
! seq_num = 2 0.0.0.0 1.68 ms
! seq_num = 3 0.0.0.0 1.37 ms
! seq_num = 4 0.0.0.0 1.59 ms
! seq_num = 5 0.0.0.0 1.85 ms
```

```
Success Rate is 100.00 percent (5/5)
round-trip min/avg/max = 1.37/1.67/1.98
```

prefix-sid

Use this command to add a prefix segment identifier (prefix-SID) to the primary address of an interface. A prefix-SID corresponds to an MPLS label.

Use the `no` form of this command to remove a prefix-SID.

Note: You must configure a prefix-SID for each prefix on the interface manually the same as for configuring IP addresses.

Note: OcNOS does not check whether the SID index or absolute value is within the SRGB's range when the SID is configured on the interface. If you configure an index/absolute value that is out of range of the configured SRGB, you will not see any error message while doing the configuration. An Oper log will be shown when you try to advertise this entry via IGP and the entry will not be advertised/installed if it falls outside the SRGB. While configuring SID value, you must make sure that indices are configured in such a way that they do not exceed the SRGB max value. For example, if the SRGB range is 100000-300000, you must not configure an index beyond 200000 and the absolute SID value must be within 100000-300000.

Command Syntax

```
prefix-sid (absolute <16-1048575>|index <0-1048575>) (explicit-null|no-php|) (n-
  flag-clear|)
no prefix-sid
```

Parameters

<code><16-1048575></code>	Absolute prefix-SID allocated from the Segment Routing Global Block (SRGB).
<code><0-1048575></code>	Index prefix-SID if SRGB values are different across segment routing nodes.
<code>explicit-null</code>	Any upstream neighbor of the prefix-SID originator <i>must</i> replace the prefix-SID with a prefix-SID having an explicit NULL value (0 for IPv4) before forwarding the packet
<code>no-php</code>	The penultimate hop <i>must not</i> pop the prefix-SID before delivering the packet to the node that advertised the prefix-SID
<code>n-flag-clear</code>	The prefix-SID does not represent the node originating the prefix-SID

Defaults

Penultimate hop popping (PHP) is enabled by default if you do not specify the `no-php` parameter.

Command Mode

Interface mode

Applicability

This command was introduced in OcNOS version 4.0 and the prefix-SID range changed in OcNOS version 6.1.0.

Examples

```
#configure terminal
(config)#interface loopback0
(config-if)#prefix-sid index 404

#configure terminal
(config)#interface loopback0
(config-if)#prefix-sid absolute 19004 no-php n-flag-clear
```

segment-routing capability entropy

Use this command to enable and configure entropy labels within the Segment Routing framework in ISIS instances.

For more information, see the [segment-routing entropy-label](#) section in the [Entropy Labels for ISIS or OSPF Segment Routing](#) chapter.

segment-routing mpls

Use this command to enable MPLS-based segment routing for an ISIS or OSPF process.

Use the `no` form of this command to disable segment routing for an ISIS or OSPF process.

Command Syntax

```
segment-routing mpls
no segment-routing mpls
```

Parameters

None

Defaults

None

Command Mode

OSPF or ISIS router mode

Applicability

This command was introduced in OcnOS version 4.0.

Example

```
#configure terminal
(config)#router ospf 100
(config-router)#segment-routing mpls

#configure terminal
(config)#router isis 101
(config-router)#segment-routing mpls
```

show hsl mpls tunnel (tunnel-id VALUE|)

Use this command to display all the dependent backup next-hops of the specified tunnel.

Command Syntax

```
show hsl mpls tunnel (tunnel-id VALUE|)
```

Parameters

Tunnel-id	Tunnel ID
VALUE	Value of the Tunnel ID

Command Mode

Privileged Exec mode

Applicability

This command was introduced in OcNOS version 4.0. Enhanced the command for ECMP in OcNOS version 6.5.3.

Example

```
#show hsl mpls tunnel tunnel-id 2201
Tunnel Table
-----
Owner:I Destination FEC:10.10.10.10 Tunnel ID:2201 LSP ID:4 Lsp type:BPS NHLFE
  ID:17 Out Label:16010 Phy IfName:xe11 Out_mac:e8c5.7afe.f86b
UP_time:01:40:47 MPLS Ifname:mpls-tp500000 Tunnel mode:ingress Tnl_lock_count:0
  Fib_id:0 Flag:0x0 Entropy:0
NextHop:2.10.1.10 fec:0x2000101d encap-opti:0x2000101f lport:0x800000b
  lsp_encap:0x40002050 ll_encap:0x40002051
bkp_info : failover_id 0x0 bkp_ifindex 0 bkp_nhlfe_ix 0
sec_info : failover_id 0x0 sec_ifindex 0 old_sec_ifindex 0 sec_nhlfe_ix 0
primary_lsp_ix 0 primary_nhlfe_ix 0 is_switched_to_bkp 0
Reference Count:5 Prefix count:0 VC count:0 LU-FTN count:0 ILM count:0
  L3VPN RefCount:0 EVPN RefCount:0 SR-BKP-nh count:5
Dependent SR-BKP-NH
BKP : nhlfe_ix:1 out-label:3 out-intf:xe11 NextHop:2.10.1.10
      fec:0x2000800b port:0x800000b lsp_encap:0x40002056 ll_encap:0x40002057
BKP : nhlfe_ix:1 out-label:3 out-intf:xe11 NextHop:2.10.1.10
      fec:0x2000800f port:0x800000b lsp_encap:0x4000205d ll_encap:0x4000205e
BKP : nhlfe_ix:21 out-label:16015 out-intf:xe11 NextHop:2.10.1.10
      fec:0x20008003 port:0x800000b lsp_encap:0x4000204f ll_encap:0x4000205f
BKP : nhlfe_ix:21 out-label:16015 out-intf:xe11 NextHop:2.10.1.10
      fec:0x20008001 port:0x800000b lsp_encap:0x40002062 ll_encap:0x40002051
BKP : nhlfe_ix:21 out-label:16015 out-intf:xe11 NextHop:2.10.1.10
```

```
fec:0x20008005 port:0x800000b lsp_encap:0x40002064 ll_encap:0x40002051  
#
```

show ip isis route tilfa

Use this command to display the Topology-Independent Loop-Free Alternate (TI-LFA) route. For an IS-IS IPv4 prefix with ECMP next-hops, ISIS will compute a backup for each ECMP next-hop of the prefix. This command displays the MPLS information of all the ECMP next-hops.

Command Syntax

```
show ip isis route (WORD|) tilfa
```

Parameters

WORD Information for a single ISIS area

Command Mode

Privileged Exec mode

Applicability

This command was introduced in OcNOS version 4.0. Enhanced the command for ECMP in OcNOS version 6.5.3.

Example

```
#show ip isis route tilfa

Tag      : 100  VRF : default
Codes   : L1 - IS-IS level-1, L2 - IS-IS level-2,
          C - Connected Routes, ia - IS-IS inter area

10.10.10.10/32
  Route type: L1, FTN-ix :1  ILM-ix :3
  SR Incoming Label      : 16010
  Primary Path Nexthop   : 2.10.1.10, xe11
  SR outgoing Label      : 16010
  PQ node                 : 15.15.15.15
  Backup outgoing Label  : 16010
  Bypass_trunk id        : 2202
  Backup out interface   : xe5
  Protection Type        : Link Protecting
  Primary Path Nexthop   : 2.15.1.15, xe5
  SR outgoing Label      : 16010
  PQ node                 : 10.10.10.10
  Backup outgoing Label  : 3
  Bypass_trunk id        : 2201
  Backup out interface   : xe11
```

Protection Type : Node Protecting

Trunk : 2201 :10.10.10.10_nh_10011_ALG0 FTN-ix : 3 ref_cnt:3

Number Of outgoing label : 1

16010

Nexthop address : 2.10.1.10

15.15.15.15/32

Route type: L1, FTN-ix :2 ILM-ix :5

SR Incoming Label : 16015

Primary Path Nexthop : 2.15.1.15, xe5

SR outgoing Label : 16015

PQ node : 10.10.10.10

Backup outgoing Label: 16015

Bypass_trunk id : 2201

Backup out interface : xe11

Protection Type : Link Protecting

Trunk : 2202 :15.15.15.15_nh_10005_ALG0 FTN-ix : 4 ref_cnt:2

Number Of outgoing label : 1

16015

Nexthop address : 2.15.1.15

#

show isis tilfa pq

Use this command to display the Topology-Independent Loop-Free Alternate (TI-LFA) PQ nodes. For a node with ECMP next-hops, this command displays P nodes, Q nodes and PQ nodes of each ECMP next-hop.

Command Syntax

```
show isis (WORD|) tilfa pq
```

Parameters

WORD Information for a single ISIS area

Command Mode

Privileged Exec mode

Applicability

This command was introduced in OcNOS version 4.0. Enhanced the command for ECMP in OcNOS version 6.5.3.

Example

When the command is executed by specifying system-id parameter

```
#show isis tilfa pq 7010.00-00
```

```
Tag 100: Level-1 Link State Database:
```

```
Node: 7010.00-00
```

```
Interface xe5
```

```
P node: 0000.0000.0010 primary dist:100
```

```
P node: 0000.0000.0015 primary dist:150
```

```
Q node: 0000.0000.0010
```

```
Q node: 0000.0000.0015
```

```
Node Protecting P Nodes
```

```
P node: 0000.0000.0010 primary dist:100
```

```
PQ Node: 7010.00-00 backup dist:100
```

```
PQ Node (Node Protection): 7010.00-00 backup dist:100
```

```
Interface xell
```

```
P node: 0000.0000.0010 primary dist:100
```

```
P node: 0000.0000.0015 primary dist:50
```

```
Q node: 0000.0000.0010
```

```
Q node: 0000.0000.0015
```

```
Node Protecting P Nodes
```

```
P node: 0000.0000.0015 primary dist:50
```

```
PQ Node: 7015.00-00 backup dist:50
No PQ Node found on backup path (Node Protection)
#
```

```
When the command is executed by specifying hostname parameter,
#show isis tilfa pq 7010
```

```
Tag 100: Level-1 Link State Database:
```

```
Node: 7010.00-00
Interface xe5
P node: 0000.0000.0010 primary dist:100
P node: 0000.0000.0015 primary dist:150
Q node: 0000.0000.0010
Q node: 0000.0000.0015
Node Protecting P Nodes
P node: 0000.0000.0010 primary dist:100

PQ Node: 7010.00-00 backup dist:100
PQ Node (Node Protection): 7010.00-00 backup dist:100
Interface xell
P node: 0000.0000.0010 primary dist:100
P node: 0000.0000.0015 primary dist:50
Q node: 0000.0000.0010
Q node: 0000.0000.0015
Node Protecting P Nodes
P node: 0000.0000.0015 primary dist:50

PQ Node: 7015.00-00 backup dist:50
No PQ Node found on backup path (Node Protection)
#
```

show ip ospf segment-routing capability

Use this command to display the segment routing capabilities of OSPF advertisement routers.

Command Syntax

```
show ip ospf (<0-65535>|) segment-routing capability
```

Parameters

<0-65535> Router process identifier

Command Mode

Privileged Exec mode

Applicability

This command was introduced in OcNOS version 4.0.

Example

```
#sh ip ospf segment-routing capability
-----
Advertisement Router Capability :13.13.13.1
Algorithm                      :0
Total SID'S Supported          :8000
SID Range List Count          :1
SID's Range                    :16000 - 1048575
-----
Advertisement Router Capability :14.14.14.1
Algorithm                      :0
Total SID'S Supported          :8000
SID Range List Count          :1
SID's Range                    :16000 - 1048575
-----
```

show ip ospf segment-routing mapping-table

Use this command to display active/inactive segment routing prefix-to-SID mapping entries. After conflict resolution mapping entries area added to either active or inactive list.

Syntax

```
show ip ospf (<0-65535>|) segment-routing mapping-table (active| inactive|)
(detail|)
```

Parameters

<0-65535>	Router process identifier
active	Active entries after conflict resolution
inactive	Inactive entries after conflict resolution
detail	Details

Command Mode

Privileged Exec mode

Applicability

This command was introduced in OcNOS version 4.0.

Example

```
#show ip ospf segment-routing mapping-table active
OSPF process ID: 0
Conflict Resolution Policy: Quarantine
```

Prefix	SID Index	Range	Flags
5.5.5.5/32	555	1	

Number of mapping entries in Active Table: 1

```
#show ip ospf segment-routing mapping-table inactive detail
OSPF process ID: 0
Conflict Resolution Policy: Quarantine
```

```
Prefix
5.5.5.5/32
  SID Index:      666
  Range:         1
  Last Prefix:   5.5.5.5/32
  Last SID Index: 666
  Binding Flags:
  SRMS pref:    128
  Status:       INACTIVE
  Advertising Router: 7.7.7.7
  Prefix Flags: 32
```

Number of mapping entries in Inactive Table: 1

show ip ospf segment-routing state

Use this command to display segment routing state details.

Command Syntax

```
show ip ospf (<0-65535>|) segment-routing state
```

Parameters

<0-65535> Router process identifier

Command Mode

Privileged Exec mode

Applicability

This command was introduced in OcNOS version 4.0.

Example

```
#show ip ospf 123 segment-routing state

OSPF process 123 Segment-Routing:
SR State: SR_ENABLED
SRGB Start: 17000,   SRGB Range: 18000
Operational state: enabled
```

show ip ospf tilfa-backup-path

Use this command to display the Topology-Independent Loop-Free Alternate (TI-LFA) post convergence path. For a node with ECMP next-hops, this command displays P nodes, Q nodes and PQ nodes.

Command Syntax

```
show ip ospf tilfa-backup-path
```

Parameters

None

Command Mode

Privileged Exec mode

Applicability

This command was introduced before OcNOS version 4.0. Enhanced the command for ECMP in OcNOS version 6.5.3.

Example

```
#show ip ospf tilfa-backup-path

OSPF process 100:
Route [10.10.10.10]
  Primary Path Nexthop   : 2.10.1.10, xe11
  PQ-node: 15.15.15.15
  Primary Path Nexthop   : 2.15.1.15, xe5
  PQ-node: 10.10.10.10
Route [15.15.15.15]
  Primary Path Nexthop   : 2.15.1.15, xe5
  PQ-node: 10.10.10.10
Neighbor [10.10.10.10]
  PQ-node: 15.15.15.15
Neighbor [15.15.15.15]
  PQ-node: 10.10.10.10

Displaying vertex-info in tilfa_network table
Vertex [2.2.2.2]

Vertex [10.10.10.10]
  Interface: xe11
    P node: 10.10.10.10 dist: 100
    P node: 15.15.15.15 dist: 50
    Q node: 10.10.10.10
    Q node: 15.15.15.15
    PQ-node: 15.15.15.15
    Backup out-interface: xe5
  Interface: xe5
    P node: 15.15.15.15 dist: 50
    P node: 10.10.10.10 dist: 100
    Q node: 10.10.10.10
    Q node: 15.15.15.15
    PQ-node: 10.10.10.10
```

```
Backup out-interface: xe11
Vertex [15.15.15.15]
Interface: xe5
P node: 15.15.15.15 dist: 50
P node: 10.10.10.10 dist: 100
Q node: 10.10.10.10
Q node: 15.15.15.15
PQ-node: 10.10.10.10
Backup out-interface: xe11
#
```

show ip ospf tilfa-repair-list

Use this command to display the Topology-Independent Loop-Free Alternate (TI-LFA) repair list. For an OSPFv2 IPv4 prefix with ECMP next-hops, this command displays the MPLS information.

Command Syntax

```
show ip ospf tilfa-repair-list
```

Parameters

None

Command Mode

Privileged Exec mode

Applicability

This command was introduced before OcNOS version 4.0. Enhanced this command for ECMP in OcNOS version 6.5.3.

Example

```
#show ip ospf tilfa-repair-list

2.2.2.2/32
  Primary Path Metric   :1
2.10.1.0/24
  Primary Path Metric   :100
2.15.1.0/24
  Primary Path Metric   :50
10.10.10.10/32
  Primary Path Metric   :101
  Route ftnix:5 ilmix:8
  SR Incoming Label    : 19010
  Primary Path Nexthop  : 2.10.1.10, xe11
  SR outgoing Label    : 19010
  PQ-node: 15.15.15.15
  Backup outgoing Label : 19010
  Bypass_trunk id :101
  Backup out interface: xe5
  Primary Path Nexthop  : 2.15.1.15, xe5
  SR outgoing Label    : 19010
  PQ-node: 10.10.10.10
  Backup outgoing Label : 3
  Bypass_trunk id :102
  Backup out interface: xe11

  Bypass-Trunk: 102 Name: 10.10.10.10_nexthop__10011 ftn_ix:8
  ftn_info->trunk_ftn_ix : 8, ref_cnt : 3
  Number Of outgoing label: 1
  Outgoing labels:
    label 1: 19010
  Nexthop address: 2.10.1.10

10.15.1.0/24
```

```
Primary Path Metric :100
15.15.15.15/32
Primary Path Metric :51
Route ftnix:6 ilmix:10
SR Incoming Label : 19015
Primary Path Nexthop : 2.15.1.15, xe5
SR outgoing Label : 19015
PQ-node: 10.10.10.10
Backup outgoing Label : 19015
Bypass_trunk id :102
Backup_out interface: xe11

Bypass-Trunk: 101 Name: 15.15.15.15_nexthop__10005 ftn_ix:7
ftn_info->trunk_ftn_ix : 7, ref_cnt : 2
Number Of outgoing label: 1
Outgoing labels:
label 1: 19015
Nexthop address: 2.15.1.15
```

#

show isis segment-routing capability

Use this command to display the segment routing capabilities of ISIS advertisement routers.

Command Syntax

```
show isis (WORD|) segment-routing capability
```

Parameters

WORD Routing area tag

Command Mode

Privileged Exec mode

Applicability

This command was introduced in OcNOS version 4.0.

Example

```
#sh isis segment-routing capability
-----
Advertisement Router Capability :13.13.13.1
Algorithm                      :0
Total SID'S Supported          :8000
SID Range List Count           :1
SID's Range                    :16000 - 1048575
-----
Advertisement Router Capability :14.14.14.1
Algorithm                      :0
Total SID'S Supported          :8000
SID Range List Count           :1
SID's Range                    :16000 - 1048575
-----
```

show isis segment-routing mapping-table

Use this command to display active/inactive segment routing prefix-to-SID mapping entries.

Command Syntax

```
show isis (WORD|) segment-routing mapping-table ipv4 (active| inactive) (detail|)
```

Parameters

WORD	Routing area tag
active	Active entries after conflict resolution
inactive	Inactive entries after conflict resolution
detail	Details

Command Mode

Privileged Exec mode

Applicability

This command was introduced in OcNOS version 4.0.

Example

```
#show isis segment-routing mapping-table ipv4 active
Tag 1 Segment-Routing:
Conflict Resolution Policy: Quarantine
```

Prefix	SID Index	Range	Flags
10.0.12.0/24	21	1	
30.0.14.0/31	22	1	
1.1.1.1/32	10	1	

Number of mapping entries in Active IPv4 Table: 3

show isis segment-routing state

Use this command to display the segment routing state.

Command Syntax

```
show isis (WORD|) segment-routing state
```

Parameters

WORD Routing area tag

Command Mode

Privileged Exec mode

Applicability

This command was introduced in OcNOS version 4.0.

Example

```
#show isis segment-routing state
Tag 1 Segment-Routing:
SR State: SR_ENABLED
SRGB Start: 16000, SRGB Range: 3001
Operational state: enabled
```

show mpls counters isis-segment-routing

Use this command to display traffic statistics for isis-segment-routing FTNs and ILMs.

Command Syntax

```
show mpls counters isis-segment-routing (ftn (A.B.C.D/M|)) | (ilm (A.B.C.D/M|))
```

Parameters

isis-segment-routing isis segment-routing ftn's/ilm statistics

ftn FEC-to-NHLFE map counters

A.B.C.D/M FEC prefix

ilm Incoming label map counters

A.B.C.D/M FEC prefix

Command Mode

Privileged Exec mode

Applicability

This command was introduced in OcNOS version 4.1.

Note: Note: For Qumran, counters are not available for transit nodes.

Example

```
#show mpls counters isis-segment-routing ftn 3.3.3.3/32
+-----+-----+-----+-----+
|          FEC          | out-label | Tx packets  | Tx bytes    |
+-----+-----+-----+-----+
| 3.3.3.3/32           | 16004    | 7270160    | 58161640   |
```

```
#show mpls counters isis-segment-routing ilm 3.3.3.3/32
+-----+-----+-----+-----+-----+-----+
|          FEC          | in-label  | out-label  | Rx packets  | Rx  |
| bytes                | Tx packets| Tx bytes   |             |     |
+-----+-----+-----+-----+-----+-----+
| 3.3.3.3/32           | 16004    | 16004     | 0           | 0   |
| 0                    | 0        | 0         | 0           | 0   |
#
```

[Table 1-1](#) explains the show command output fields.

Table 1-1: show mpls counters isis-segment-routing

Field	Description
FTN statistics	Displays the statistics details of FTN.
ILM statistics	Displays the statistics details of ILM.

Field	Description
FEC	Displays the Forward Equivalency Class (FEC) for this entry.
In-label	Displays the ingress (incoming interface) label for this segment.
Out-label	Displays the egress (outgoing interface) label for this segment.
Rx packets	Number of SR labeled(SID) packets received from the neighbor.
Rx bytes	Size SR labeled(SID) packets received from the neighbor.
Tx packets	Number of SR labeled(SID) labeled packets sent to the neighbor.
Tx bytes	Size of SR labeled(SID) packets sent to the neighbor.

show mpls counters ospf-segment-routing

Use this command to display traffic statistics for ospf-segment-routing FTNs and ILMs.

Command Syntax

```
show mpls counters ospf-segment-routing (ftn (A.B.C.D/M|)) | (ilm (A.B.C.D/M|))
```

Parameters

ospf-segment-routingospf segment-routing ftn's/ilm statistics

ftn FEC-to-NHLFE map counters

A.B.C.D/M FEC prefix

ilm Incoming label map counters

A.B.C.D/M FEC prefix

Command Mode

Privileged Exec mode

Applicability

This command was introduced in OcNOS version 4.1.

Note: Note: For Qumran, counters are not available for transit nodes.

Example

```
#show mpls counters ospf-segment-routing ftn 3.3.3.3/32
```

```
+-----+-----+-----+-----+
|          FEC          | out-label | Tx packets  | Tx bytes    |
+-----+-----+-----+-----+
| 3.3.3.3/32           | 16004    | 7270160    | 58161640   |
```

```
#show mpls counters ospf-segment-routing ilm 3.3.3.3/32
```

```
+-----+-----+-----+-----+-----+-----+
|          FEC          | in-label | out-label | Rx packets  | Rx bytes    |
| bytes                | Tx packets | Tx bytes  |             |             |
+-----+-----+-----+-----+-----+-----+
| 3.3.3.3/32           | 16004    | 16004    | 0           | 0           |
| 0                    | 0        | 0        | 0           | 0           |
#
```

[Table 1-2](#) explains the show command output fields.

Table 1-2: show mpls counters ospf-segment-routing

Field	Description
FTN statistics	Displays the statistics details of FTN.
ILM statistics	Displays the statistics details of ILM.
FEC	Displays the Forward Equivalency Class (FEC) for this entry.
In-label	Displays the ingress (incoming interface) label for this segment.
Out-label	Displays the egress (outgoing interface) label for this segment.
Rx packets	Number of SR labeled(SID) packets received from the neighbor.
Rx bytes	Size SR labeled(SID) packets received from the neighbor.
Tx packets	Number of SR labeled(SID) labeled packets sent to the neighbor.
Tx bytes	Size of SR labeled(SID) packets sent to the neighbor.

show mpls counters sr-policy

Use this command to display traffic statistics for Segment Routing Policies.

Command Syntax

```
show mpls counters sr-policy ((policy-name NAME) |)
```

Parameters

`policy-name` segment-routing policy name

Command Mode

Privileged Exec mode

Applicability

This command was introduced in OcNOS version 4.1.

Note: Note: For Qumran, counters are not available for transit nodes.

Example

```
#show mpls counters sr-policy policy-name p1
policy-name : p1
Tunnel-ID : 1
Rx pkts : 0 Rx bytes : 0
Tx pkts : 7270160 Tx bytes : 581614640
7039#show mpls counters sr-policy
policy-name : p1
Tunnel-ID : 1
Rx pkts : 0 Rx bytes : 0
Tx pkts : 9610670 Tx bytes : 768855600
```

[Table 1-3](#) explains the show command output fields.

Table 1-3: show mpls counters sr-policy output field

Field	Description
policy-name	Segment-routing policy name.
Rx packets	Number of SR labeled(SID) packets received from the neighbor.
Rx bytes	Size of sr labeled packets(SID) received from the neighbor.
Tx packets	Number of SR labeled(SID) packets sent to the neighbor.
Tx bytes	Size of SR labeled(SID) packets sent to the neighbor.

trace mpls

Use this command to isolate the failure point of an LSP. This command is used for hop-by-hop fault localization and path tracing. The MPLS LSP traceroute feature relies on the expiration of the Time to Live (TTL) value of the packet that carries the echo request.

You can initiate the segment routing traceroute operation only when the segment routing control plane is available at the originator. Use this command to check connectivity if an LSP traverses entirely through a segment routing domain

Command Syntax

```
trace mpls (ospf-sr | isis-sr ) (ipv4 A.B.C.D/M | sr-policy SR_POLICY_NAME
  candidate-path CANDIDATE_PATH_ID) ({reply-mode 2 | flags | destination A.B.C.D|
  source A.B.C.D | ttl <1-255> | timeout <1-500> | repeat <5-5000>| interval <2-
  20000> | force-explicit-null | detail}|)
```

Parameters

ospf-sr	OSPF
isis-sr	ISIS
ipv4	IPv4 address
A.B.C.D/M	IPv4 prefix address
SR_POLICY_NAME	Segment routing policy name
CANDIDATE_PATH_ID	Candidate path identifier
reply-mode	Reply mode
2	Reply via UDP/IP packet (default)
flags	Validate FEC stack
destination	Destination address
A.B.C.D	IPv4 address of the destination
source	Source address
A.B.C.D	IPv4 address of the source
ttl	Trace packet Time-to-live
<1-255>	Trace packet TTL value
timeout	Time to wait before rejecting the probe as a failure
<1-500>	Timeout in seconds
repeat	Repeat sending of ping packets
<5-5000>	Number of pings to send
interval	Interval between ping packets
<2-20000>	Interval in milliseconds
force-explicit-null	Force Explicit Null label
detail	Print detailed output of the ping

Defaults

Default TTL is 255.

Default timeout is 60 seconds.

Command Mode

Privileged Exec mode

Applicability

This command was introduced in OcNOS version 4.0.

Example

```
#trace mpls ospf-sr ipv4 10.0.1.33/32 destination 127.1.0.1 source 10.0.1.11 detail
Tracing MPLS Label Switched Path to 2.32.0.0, timeout is 5 seconds
```

Codes:

```
'!' - Success, 'Q' - request not sent, '.' - timeout,
'x' - Retcode 0, 'M' - Malformed Request, 'm' - Errored TLV,
'N' - LBL Mapping Err, 'D' - DS Mismatch,
'U' - Unknown Interface, 'R' - Transit (LBL Switched),
'B' - IP Forwarded, 'F' No FEC Found, 'f' - FEC Mismatch,
'P' - Protocol Error, 'X' - Unknown code,
'Z' - Reverse FEC Validation Failed
```

Type 'Ctrl+C' to abort

```
0 10.11.1.1 [Labels: 16500]
R 1 10.0.1.1 [Labels: 16500] 0.97 ms
! 2 10.0.1.33 3.90 ms
```

trace mpls generic

Use this command to isolate the failure point of an LSP. This command is used for hop-by-hop fault localization and path tracing. The MPLS LSP traceroute feature relies on the expiration of the Time to Live (TTL) value of the packet that carries the echo request.

Use the `trace mpls generic` command when an LSP traverses across multiple domains, such as segment routing and LDP domains in case of an SR-LDP interoperability use case.

Command Syntax

```
trace mpls generic (ipv4 A.B.C.D/M) ({reply-mode 2 | flags | destination A.B.C.D |
  source A.B.C.D | ttl <1-255> | timeout <1-500> | repeat <5-5000> | interval <2-
  20000> | force-explicit-null | detail}|)
```

Parameters

<code>ipv4</code>	IPv4 address
<code>A.B.C.D/M</code>	IPv4 prefix address
<code>reply-mode</code>	Reply mode
<code>2</code>	Reply via UDP/IP packet (default)
<code>flags</code>	Validate FEC stack
<code>destination</code>	Destination address
<code>A.B.C.D</code>	IPv4 address of the destination
<code>source</code>	Source address
<code>A.B.C.D</code>	IPv4 address of the source
<code>ttl</code>	Trace packet Time-to-live
<code><1-255></code>	Trace packet TTL value
<code>timeout</code>	Time to wait before rejecting the probe as a failure
<code><1-500></code>	Timeout in seconds
<code>repeat</code>	Repeat sending of ping packets
<code><5-5000></code>	Number of pings to send
<code>interval</code>	Interval between ping packets
<code><2-20000></code>	Interval in milliseconds
<code>force-explicit-null</code>	Force Explicit Null label
<code>detail</code>	Print detailed output of the ping

Defaults

Default TTL is 255.

Default timeout is 60 seconds.

Command Mode

Privileged Exec mode

Applicability

This command was introduced in OcNOS version 6.0.1.

Example

```
#trace mpls generic ipv4 10.0.1.33/32 destination 127.1.0.1 source 10.0.1.11 detail
Tracing MPLS Label Switched Path to 2.32.0.0, timeout is 5 seconds
```

Codes:

```
'!' - Success, 'Q' - request not sent, '.' - timeout,
'x' - Retcode 0, 'M' - Malformed Request, 'm' - Errored TLV,
'N' - LBL Mapping Err, 'D' - DS Mismatch,
'U' - Unknown Interface, 'R' - Transit (LBL Switched),
'B' - IP Forwarded, 'F' No FEC Found, 'f' - FEC Mismatch,
'P' - Protocol Error, 'X' - Unknown code,
'Z' - Reverse FEC Validation Failed
```

Type 'Ctrl+C' to abort

```
0 10.11.1.1 [Labels: 16500]
R 1 10.0.1.1 [Labels: 16500] 0.97 ms
! 2 10.0.1.33 3.90 ms
```

CHAPTER 2 Segment Routing Mapping Server Commands

This chapter describes each segment routing mapping server command.

- [A.B.C.D/M SID-number](#)
- [exit-ms](#)
- [exit-ms-af](#)
- [mapping-server](#)
- [prefix-sid-map address-family ipv4](#)
- [segment-routing](#)
- [segment-routing prefix-sid-map advertise-local](#)
- [segment-routing prefix-sid-map receive](#)
- [show segment-routing mapping-server prefix-sid-map](#)
- [srms preference](#)

A.B.C.D/M SID-number

Use this command to configure a prefix to SID label mapping.

Use the `no` form of this command to remove a prefix to SID label mapping.

Note: Index and range value must be configured considering SRGB range. If an index is configured outside SRGB no error will be prompted during configuration but an oper log will be shown while installing MPLS entries if index does not fall within SRGB.

Command Syntax

```
A.B.C.D/M SID-number (attached |(range SID-Interval (attached|)))  
no (A.B.C.D/M) SID-number
```

Parameters

A.B.C.D/M	IPv4 address and prefix-length such as 10.1.1.0/24
SID-number	Starting SID number <0-1048575>
attached	Attached entry advertised via the A-flag
SID-Interval	SID interval <1-65535>

Defaults

The default `SID-Interval` range is 1.

Command Mode

Mapping server IPv4 address family mode

Applicability

This command was introduced in OcNOS version 4.0.

Example

```
#configure terminal  
(config)#segment-routing  
(config-sr)#mapping-server  
(config-sr-ms)#prefix-sid-map address-family ipv4  
(config-sr-ms-map-af4)#1.1.1.11/32 11 range 10  
(config-sr-ms-map-af4)#1.1.1.10/32 10 attached  
  
(config-sr-ms-map-af4)#no 1.1.1.10/32 11
```

exit-ms

Use this command to leave mapping server mode.

Command Syntax

```
exit-ms
```

Parameters

None

Defaults

None

Command Mode

Mapping server mode

Applicability

This command was introduced in OcNOS version 4.0.

Example

```
#configure terminal
(config)#segment-routing
(config-sr)#mapping-server
(config-sr-ms)#prefix-sid-map address-family ipv4
(config-sr-ms-map-af4)#exit-ms-af
(config-sr-ms)#exit-ms
(config-sr)#
```

exit-ms-af

Use this command to leave mapping server address family IPv4 mode.

Command Syntax

```
exit-ms-af
```

Parameters

None

Defaults

None

Command Mode

Mapping server IPv4/ address family mode

Applicability

This command was introduced in OcNOS version 4.0.

Example

```
#configure terminal
(config)#segment-routing
(config-sr)#mapping-server
(config-sr-ms)#prefix-sid-map address-family ipv4
(config-sr-ms-map-af4)#exit-ms-af
(config-sr-ms)#
```


mapping-server

Use this command to enter mapping server mode and configure mapping server.

Use the `no` form of this command to remove mapping-server configurations.

Command Syntax

```
mapping-server
no mapping-server
```

Parameters

None

Defaults

N/A

Command Mode

Segment routing mode

Applicability

This command was introduced in OcNOS version 4.0.

Example

```
#configure terminal
(config)#segment-routing
(config-sr)#mapping-server
(config-sr-ms)#
```

prefix-sid-map address-family ipv4

Use this command to enable segment routing prefix-to-SID mapping and enter IPv4 address family mode.

Use the `no` form of this command to disable segment routing prefix-to-SID mapping.

Command Syntax

```
prefix-sid-map address-family ipv4
no prefix-sid-map address-family ipv4
```

Parameters

None

Defaults

N/A

Command Mode

Mapping server mode

Applicability

This command was introduced in OcnOS version 4.0.

Example

```
#configure terminal
(config)#segment-routing
(config-sr)#mapping-server
(config-sr-ms)#prefix-sid-map address-family ipv4
(config-sr-ms-map-af4)#
```

segment-routing

Use this command to enable segment routing and enter segment routing mode.

Use the `no` form of this command to disable segment routing.

Command Syntax

```
segment-routing
no segment-routing
```

Parameters

None

Defaults

N/A

Command Mode

Configure mode

Applicability

This command was introduced in OcNOS version 4.0.

Example

```
#configure terminal
(config)#segment-routing
(config-sr)#
```

segment-routing prefix-sid-map advertise-local

Use this command to enable advertising local mapping server entries to other routers in the segment routing domain.

Use the `no` form of this command to disable advertising local mapping server entries.

Command Syntax

```
segment-routing prefix-sid-map advertise-local
no segment-routing prefix-sid-map advertise-local
```

Parameters

None

Command Mode

ISIS router mode

OSPF router mode

Applicability

This command was introduced in OcnOS version 4.0.

Example

```
#configure terminal
(config)#router isis bb
(config-router)#segment-routing prefix-sid-map advertise-local

(config)#router ospf 1
(config-router)#segment-routing prefix-sid-map advertise-local
```

segment-routing prefix-sid-map receive

Use this command to enable or disable receiving prefix SID mappings from a mapping server.

Command Syntax

```
segment-routing prefix-sid-map receive (enable | disable)
no segment-routing prefix-sid-map receive
```

Parameters

enable	Enable receiving prefix SID mappings from a mapping server
disable	Disable receiving prefix SID mappings from a mapping server

Command Mode

ISIS router mode

OSPF router mode

Applicability

This command was introduced in OcNOS version 4.0.

Example

```
#configure terminal
(config)#router isis bb
(config-router)#segment-routing prefix-sid-map receive enable

(config)#router ospf 1
(config-router)#segment-routing prefix-sid-map receive disable
(config-router)#
```

show segment-routing mapping-server prefix-sid-map

Use this command to display segment routing prefix-to-SID mapping entries.

Command Syntax

```
show segment-routing mapping-server prefix-sid-map ipv4 (detail|)
```

Parameters

detail Display details

Defaults

None

Command Mode

Privileged exec mode

Applicability

This command was introduced in OcNOS version 4.0.

Example

```
#show segment-routing mapping-server prefix-sid-map ipv4
Prefix          SID Index      Range      Flags
1.1.1.1/32      100            2          2
14.14.14.1/32   200            20         20
```

Number of mapping entries: 2

```
#show segment-routing mapping-server prefix-sid-map ipv4 detail
Prefix
1.1.1.1/32
  SID Index:      100
  Range:          2
  Last Prefix:    1.1.1.2/32
  Last SID Index: 101
  Flags:
Prefix
14.14.14.1/32
  SID Index:      200
  Range:          20
  Last Prefix:    14.14.14.20/32
  Last SID Index: 219
  Flags:
```

Number of mapping entries: 2

srms preference

Use this command to set the preference used to select among conflicting advertisements to use in forwarding. A higher value is preferred over a lower one.

Use the `no` form of this command to set the preference to its default (128).

Command Syntax

```
srms preference <1-255>
no srms preference
```

Parameters

<1-255>	Preference value
---------	------------------

Defaults

The default preference is 128.

Command Mode

Mapping server mode

Applicability

This command was introduced in OcNOS version 4.0.

Example

```
#configure terminal
(config)#segment-routing
(config-sr)#mapping-server
(config-sr-ms)#srms preference 200
(config-sr-ms)#
```

CHAPTER 3 Segment Routing Policy Commands

This chapter describes the segment routing policy commands:

- [A.B.C.D \(IP constraints\)](#)
- [admin-state down](#)
- [affinity](#)
- [binding-sid mpls label](#)
- [candidate-path](#)
- [color end-point](#)
- [constraints](#)
- [cspf-retry-interval](#)
- [cspf-retry-limit](#)
- [debug sr-policy](#)
- [dynamic-path](#)
- [exit-pol-cp](#)
- [exit-sr-pol](#)
- [exit-sr-sl](#)
- [exit-te](#)
- [explicit segment-list](#)
- [explicit-null ipv4](#)
- [index segment-type-1](#)
- [metric-type](#)
- [ping mpls sr-policy](#)
- [policy](#)
- [policy-fast-reroute-enable](#)
- [preference](#)
- [segment-list](#)
- [show segment-routing policy](#)
- [traffic-engineering](#)

A.B.C.D (IP constraints)

Use this command to set IP constraints for a dynamic candidate path.

Use the `no` form of this command to remove an IP constraint from a dynamic candidate path.

Command Syntax

```
A.B.C.D (loose|strict|)
no A.B.C.D
```

Parameters

<code>loose</code>	Make this constraint loose
<code>strict</code>	Make this constraint strict

Default

By default, IP constraint is considered as loose.

Command Mode

Candidate path constraint mode

Applicability

This command was introduced in OcNOS version 4.0.

Example

```
#configure terminal
(config)#segment-routing
(config-sr)#traffic-engineering
(config-sr-te)#policy SR_POLICY_1
(config-sr-pol)#candidate-path 1
(config-sr-pol-cp)#dynamic-path isis
(config-sr-pol-cp)#constraints
(config-sr-pol-cp-cons)#2.2.2.2
(config-sr-pol-cp-cons)#20.1.1.2 strict
(config-sr-pol-cp-cons)#
```

admin-state down

Use this command to bring down a segment routing policy administratively.

Use the `no` form of this command to bring up a segment routing policy administratively.

Command Syntax

```
admin-state down
no admin-state down
```

Parameters

None

Default

By default, `admin-state` is not configured and a segment routing policy `admin-state` is up.

Command Mode

Segment routing policy mode

Applicability

This command was introduced in OcnOS version 4.0.

Example

```
#configure terminal
(config)#segment-routing
(config-sr)#traffic-engineering
(config-sr-te)#policy SR_POLICY_1
(config-sr-pol)#admin-state down
(config-sr-pol)#
```

affinity

Use this command to set a set affinity constraints for a dynamic candidate path.

Use the `no` form of this command to remove affinity constraints from a dynamic candidate path.

Command Syntax

```
affinity (exclude-any|include-all|include-any) ADMIN-GROUP-NAME
no affinity (exclude-any|include-all|include-any) ADMIN-GROUP-NAME
```

Parameters

<code>exclude-any</code>	Exclude any attribute
<code>include-all</code>	Include all attribute
<code>include-any</code>	Include any attribute
<code>ADMIN-GROUP-NAME</code>	Administrative group name

Default

By default, no affinity constraint is configured.

Command Mode

Candidate path constraint mode

Applicability

This command was introduced in OcNOS version 4.0.

Example

```
#configure terminal
(config)#segment-routing
(config-sr)#traffic-engineering
(config-sr-te)#policy SR_POLICY_1
(config-sr-pol)#candidate-path 1
(config-sr-pol-cp)#dynamic-path isis
(config-sr-pol-cp)#constraints
(config-sr-pol-cp-cons)#affinity include-any red
(config-sr-pol-cp-cons)#
```

binding-sid mpls label

Use this command to configure binding SID MPLS label value for a segment routing policy.

Use the `no` form of this command to remove a binding SID.

Command Syntax

```
binding-sid mpls label <16-15999>
no binding-sid mpls label
```

Parameters

<16-15999> MPLS Label

Default

By default, binding SID is not configured.

Command Mode

RSVP trunk mode

Segment routing policy mode

Applicability

This command was introduced in OcNOS version 4.0.

Example

```
#configure terminal
(config)#segment-routing
(config-sr)#traffic-engineering
(config-sr-te)#policy SR_POLICY_1
(config-sr-pol)#binding-sid mpls label 15000
(config-sr-pol)#

#configure terminal
(config)#rsvp-trunk mytrunk ipv4
(config-trunk)#binding-sid mpls label 15000
```

candidate-path

Use this command to configure a candidate path for a segment routing policy.

Use the `no` form of this command to remove a candidate path from a segment routing policy.

Command Syntax

```
candidate-path <1-65535>
no candidate-path <1-65535>
```

Parameters

`<1-65535>` Identifier for candidate path

Default

By default, no candidate path is configured.

Command Mode

Segment routing policy mode

Applicability

This command was introduced in OcnOS version 4.0.

Example

```
#configure terminal
(config)#segment-routing
(config-sr)#traffic-engineering
(config-sr-te)#policy SR_POLICY_1
(config-sr-pol)#candidate-path 1
(config-sr-pol-cp)#
```

color end-point

Use this command to configure key parameters for segment routing policy.

Use the `no` form of this command to remove a segment routing policy key.

Command Syntax

```
color <1-4294967295> end-point A.B.C.D
no color <1-4294967295> end-point A.B.C.D
```

Parameters

<1-4294967295>	Color value
A.B.C.D	IPv4 address type

Default

By default, no segment routing policy key is configured.

Command Mode

Segment routing policy mode

Applicability

This command was introduced in OcNOS version 4.0.

Example

```
#configure terminal
(config)#segment-routing
(config-sr)#traffic-engineering
(config-sr-te)#policy SR_POLICY_1
(config-sr-pol)#color 1 end-point 3.3.3.3
(config-sr-pol)#
```

constraints

Use this command to set constraints for a dynamic candidate path.

Use the `no` form of this command to remove constraints from a dynamic candidate path.

Note: Constraints are not supported for explicit candidate path.

Command Syntax

```
constraints
no constraints
```

Parameters

NA

Default

By default, constraints is not configured.

Command Mode

Candidate path mode

Applicability

This command was introduced in OcNOS version 4.0.

Example

```
#configure terminal
(config)#segment-routing
(config-sr)#traffic-engineering
(config-sr-te)#policy SR_POLICY_1
(config-sr-pol)#candidate-path 1
(config-sr-pol-cp)#dynamic-path isis
(config-sr-pol-cp)#constraints
(config-sr-pol-cp-cons)#
```

cspf-retry-interval

Use this command to set the retry interval for two successive ISIS/OSPF CSPF computation for a candidate path. Use the `no` form of this command to remove the CSPF retry interval.

Command Syntax

```
cspf-retry-interval <1-600>
no cspf-retry-interval
```

Parameters

<1-600> Time in seconds between successive retries

Default

By default, the retry interval is 10 seconds.

Command Mode

Segment routing policy mode

Applicability

This command was introduced in OcNOS version 4.0.

Example

```
#configure terminal
(config)#segment-routing
(config-sr)#traffic-engineering
(config-sr-te)#policy SR_POLICY_1
(config-sr-pol)#cspf-retry-interval 30
(config-sr-pol)#
```


cspf-retry-limit

Use this command to set the number of retries for ISIS/OSPF CSPF computation for a candidate path.

Use the `no` form of this command to set the CSPF retry limit to its default (100).

Note: CSPF computation engine will compute cspf for a requested path after each retry interval until this limit is reached.

Command Syntax

```
cspf-retry-limit <1-65535>
no cspf-retry-limit
```

Parameters

<1-65535> Number of times CSPF should retry

Default

By default, the retry limit is 100.

Command Mode

Segment routing policy mode

Applicability

This command was introduced in OcNOS version 4.0.

Example

```
#configure terminal
(config)#segment-routing
(config-sr)#traffic-engineering
(config-sr-te)#policy SR_POLICY_1
(config-sr-pol)#cspf-retry-limit 30
(config-sr-pol)#
```

debug sr-policy

Use this command to enable debugging for segment routing policy.

Use the `no` form of this command to disable debugging for segment routing policy.

Command Syntax

```
debug sr-policy all
no debug sr-policy all
```

```
debug sr-policy policy
no debug sr-policy policy
```

```
debug sr-policy cp
no debug sr-policy cp
```

```
debug sr-policy pce
no debug sr-policy pce
```

Parameters

<code>all</code>	Enable all debugging
<code>policy</code>	Enable policy debugging
<code>cp</code>	Enable candidate-path debugging
<code>pce</code>	Enable PCE debugging

Default

N/A

Command Mode

Configure mode

Applicability

This command was introduced in OcnOS version 4.0.

Example

```
#configure terminal
(config)#debug sr-policy pce
```

dynamic-path

Use this command to set a candidate path as a dynamic path and request the computation engine to compute LSP.

Use the `no` form of this command to remove a dynamic path type and computation engine from a candidate path.

Note: Candidate path type or computation engine cannot be updated.

Command Syntax

```
dynamic-path (isis (WORD|) | ospf (<0-65535>|)| pcep)
no dynamic-path (isis (WORD|) | (ospf <0-65535>|)| pcep)
```

Parameters

<code>isis</code>	Request ISIS
<code>WORD</code>	ISIS instance name
<code>ospf</code>	Request OSPF
<code><0-65535></code>	OSPF process identifier
<code>pcep</code>	Request PCEP

Default

By default, path type is not set and no computation engine is attached.

Command Mode

Candidate path mode

Applicability

This command was introduced in OcNOS version 4.0.

Example

```
#configure terminal
(config)#segment-routing
(config-sr)#traffic-engineering
(config-sr-te)#policy SR_POLICY_1
(config-sr-pol)#candidate-path 1
(config-sr-pol-cp)#dynamic-path isis
(config-sr-pol-cp)#exit-pol-cp
(config-sr-pol)#candidate-path 2
(config-sr-pol-cp)#dynamic-path ospf
(config-sr-pol-cp)#
```

exit-pol-cp

Use this command to leave candidate path mode.

Command Syntax

```
exit-pol-cp
```

Parameters

None

Default

NA

Command Mode

Candidate path mode

Applicability

This command was introduced in OcNOS version 4.0.

Example

```
#configure terminal
(config)#segment-routing
(config-sr)#traffic-engineering
(config-sr-te)#policy SR_POLICY_1
(config-sr-pol)#candidate-path 1
(config-sr-pol-cp)#exit-pol-cp
(config-sr-pol)#
```

exit-sr-pol

Use this command to leave segment routing policy mode.

Command Syntax

```
exit-sr-pol
```

Parameters

NA

Default

NA

Command Mode

Segment routing policy mode

Applicability

This command was introduced in OcNOS version 4.0.

Example

```
#configure terminal
(config)#segment-routing
(config-sr)#traffic-engineering
(config-sr-te)#policy SR_POLICY_1
(config-sr-pol)#candidate-path 1
(config-sr-pol-cp)#exit-pol-cp
(config-sr-pol)#exit-sr-pol
(config-sr-te)#
```

exit-sr-sl

Use this command to leave segment-list mode.

Command Syntax

```
exit-sr-sl
```

Parameters

None

Default

NA

Command Mode

Segment list mode

Applicability

This command was introduced in OcNOS version 4.0.

Example

```
#configure terminal
(config)#segment-routing
(config-sr)#traffic-engineering
(config-sr-te)#segment-list sid_list1
(config-sr-sl)#exit-sr-sl
(config-sr-te)#
```

exit-te

Use this command to leave traffic-engineering mode.

Command Syntax

```
exit-te
```

Parameters

None

Default

NA

Command Mode

Traffic engineering mode

Applicability

This command was introduced in OcNOS version 4.0.

Example

```
#configure terminal
(config)#segment-routing
(config-sr)#traffic-engineering
(config-sr-te)#exit-te
(config-sr)#
```

explicit segment-list

Use this command to configure a candidate path as an explicit path and attach a segment-list to it.

Use the `no` form of this command to remove explicit segment-list from a candidate path.

Note: Only one segment-list can be attached to a candidate path.

Command Syntax

```
explicit segment-list WORD
no explicit segment-list WORD
```

Parameters

WORD	Name of the SID list
------	----------------------

Default

By default, path type is not set and no segment-list is attached.

Command Mode

Candidate path mode

Applicability

This command was introduced in OcNOS version 4.0.

Example

```
#configure terminal
(config)#segment-routing
(config-sr)#traffic-engineering
(config-sr-te)#segment-list l1
(config-sr-sl)#exit-sr-sl
(config-sr-te)#policy SR_POLICY_1
(config-sr-pol)#candidate-path 1
(config-sr-pol-cp)#explicit segment-list l1
(config-sr-pol-cp)#
```

explicit-null ipv4

Use this command to configure the explicit-null ipv4 label for a segment routing policy. This command adds the explicit null label at the bottom of the segment routing policy label stack.

Use the `no` form of this command to remove the explicit null label.

Command Syntax

```
explicit-null ipv4
no explicit-null ipv4
```

Parameters

None

Default

By default, the explicit null is disabled.

Command Mode

Segment routing policy mode.

Applicability

This command was introduced in OcnOS version 4.0.

Example

```
#configure terminal
(config)#segment-routing
(config-sr)#traffic-engineering
(config-sr-te)#policy SR_POLICY_1
(config-sr-pol)#explicit-null ipv4
(config-sr-pol)#
```

index segment-type-1

Use this command to configure a segment of explicit segment list.

Use the `no` form of this command to remove the corresponding segment list.

Command Syntax

```
index <1-65535> segment-type-1 <0-1048575>
no index <1-65535> segment-type-1
```

Parameters

<1-65535>	Index number
<0-1048575>	Label value

Default

By default, no segment is configured.

Command Mode

Segment list mode

Applicability

This command was introduced in OcNOS version 4.0.

Example

```
#configure terminal
(config)#segment-routing
(config-sr)#traffic-engineering
(config-sr-te)#segment-list sid_list1
(config-sr-sl)#index 1 segment-type-1 16002
(config-sr-sl)#index 2 segment-type-1 16003
(config-sr-sl)#
```

metric-type

Use this command to set a metric-type for optimization objective.

Use the `no` form of this command to remove a metric type from a dynamic candidate path.

Command Syntax

```
metric-type (igp|te) (bound <1-4294967295>|)
no metric-type (igp|te)
```

Parameters

<code>igp</code>	IGP metric
<code>te</code>	TE metric
<code>bound</code>	Maximum allowed metric for computed path
<code><1-4294967295></code>	Maximum allowed metric value

Default

By default, no metric and bound is configured.

Command Mode

Candidate path constraint mode

Applicability

This command was introduced in OcNOS version 4.0.

Example

```
#configure terminal
(config)#segment-routing
(config-sr)#traffic-engineering
(config-sr-te)#policy SR_POLICY_1
(config-sr-pol)#candidate-path 1
(config-sr-pol-cp)#dynamic-path isis
(config-sr-pol-cp)#constraints
(config-sr-pol-cp-cons)#metric-type te
(config-sr-pol-cp-cons)#
```

ping mpls sr-policy

Use this command to check the connectivity between ingress and egress of LSP. This command uses MPLS echo request and reply messages, similar to Internet Control Message Protocol (ICMP) echo request and reply messages, to validate an LSP.

Segment routing ping is an extension of the MPLS LSP ping to perform connectivity verification on the segment routing control plane.

You can initiate the segment routing ping operation only when the segment routing control plane is available at the originator.

Command Syntax

```
ping mpls (protocol-origin (local | pcep) | ) sr-policy SR_POLICY_NAME (|
  candidate-path CANDIDATE_PATH_ID ({flags | source A.B.C.D | ttl <1-255> | timeout
  <1-500> | repeat <5-5000> | interval <2-20000> | force-explicit-null | detail}|)
```

Parameters

local	Locally originated candidate path
pcep	PCE originated candidate path
SR_POLICY_NAME	Segment routing policy name
CANDIDATE_PATH_ID	Candidate path identifier
flags	Validate FEC stack
source	Source address
A.B.C.D	IPv4 address of the source
ttl	Trace packet Time-to-live
<1-255>	Trace packet TTL value
timeout	Time to wait before rejecting the probe as a failure
<1-500>	Timeout in seconds
repeat	Repeat sending of ping packets
<5-5000>	Number of pings to send
interval	Interval between ping packets
<2-20000>	Interval in milliseconds
force-explicit-null	Force Explicit Null label
detail	Print detailed output of the ping

Defaults

Default TTL is 255.

Default timeout is 60 seconds.

Command Mode

Privileged Exec mode

Applicability

This command was introduced in OcNOS version 4.0.

Example

```
#ping mpls protocol-origin pcep sr-policy SR_POLICY_1 candidate-path 1
```

policy

Use this command to configure a segment routing policy.

Use the `no` form of this command to remove a segment routing policy.

Command Syntax

```
policy WORD
no policy WORD
```

Parameters

WORD	Policy Name
------	-------------

Default

By default, no segment routing policy is configured.

Command Mode

Traffic engineering mode

Applicability

This command was introduced in OcnOS version 4.0.

Example

```
#configure terminal
(config)#segment-routing
(config-sr)#traffic-engineering
(config-sr-te)#policy SR_POLICY_1
(config-sr-pol)#
```

policy-fast-reroute-enable

Use this command to enable segment-routing policy fast-reroute for SR Policies.

Use the `no` form of this command to remove segment-routing policy fast-reroute for SR Policies.

Command Syntax

```
policy-fast-reroute-enable
no policy-fast-reroute-enable
```

Parameters

None

Default

By default, segment-routing policy fast-reroute is disabled.

Command Mode

Traffic engineering mode.

Applicability

This command was introduced in OcnOS version 4.0.

Example

```
#configure terminal
(config)#segment-routing
(config-sr)#traffic-engineering
(config-sr-te)#policy-fast-reroute-enable
(config-sr-te)#
```

preference

Use this command to set a preference value for a candidate path.

Use the `no` form of this command to remove a preference value from a candidate path.

Command Syntax

```
preference <1-65535>
no preference
```

Parameters

<1-65535> Preference for candidate path

Default

By default, preference value is 100 for a candidate path.

Command Mode

Candidate path mode

Applicability

This command was introduced in OcnOS version 4.0.

Example

```
#configure terminal
(config)#segment-routing
(config-sr)#traffic-engineering
(config-sr-te)#policy SR_POLICY_1
(config-sr-pol)#candidate-path 1
(config-sr-pol-cp)#preference 200
(config-sr-pol-cp)#
```

segment-list

Use this command to configure an explicit segment list.

Use the `no` form of this command to remove a segment list.

Command Syntax

```
segment-list WORD
no segment-list WORD
```

Parameters

WORD	Name of the SID list
------	----------------------

Default

By default, no `segment-list` is configured.

Command Mode

Traffic engineering mode.

Applicability

This command was introduced in OcnOS version 4.0.

Example

```
#configure terminal
(config)#segment-routing
(config-sr)#traffic-engineering
(config-sr-te)#segment-list sid_list1
(config-sr-sl)#
```

show segment-routing policy

Use this command to display segment routing policy information.

Command Syntax

Use this command to display basic/detailed information for all SR policies:

```
show segment-routing policy (detail|)
```

Use this command to check details of a particular policy or a particular candidate path:

```
show segment-routing policy WORD (candidate-path <0-4294967295> origin
(local|pce)|)
```

Use this command to check if a policy has candidate-paths with the given origin:

```
show segment-routing policy candidate-path origin (local|pce)
```

Parameters

detail	Display details of segment routing policies
WORD	Segment routing policy name
<0-4294967295>	Candidate-path identifier
local	Locally originated candidate path
pce	PCE originated candidate path

Command Mode

Privileged Exec mode

Applicability

This command was introduced in OcNOS version 4.0.

Example

```
#show segment-routing policy detail
```

```
Policy-Name: p2      Color 1      End-point 3.3.3.3
Admin-Status: UP    Oper-Status: UP for 00:08:59
State Transition Count: 1
CSPF Retry Limit: 10    CSPF Retry Interval: 10
Binding SID :
  BSID: 24960
  Alloc mode: Dynamic
  Oper State: Pending

CP ID: 2, Active
Preference: 100    Path Type: Dynamic(isis)    CP Origin: Local
Segment List:
Total no. of segments: 1
  Segment0[LABEL]: Label :16033
Out-if: eth1      Out-label-stack: 16033
Attributes:
```

```

Configured:
Affinity:
Metric-type: TE
IP Constraints:

```

```
#show segment-routing policy p2
```

```

Policy-Name: p2      Color 1      End-point 3.3.3.3
Admin-Status: UP    Oper-Status: UP for 00:09:06
State Transition Count: 1
CSPF Retry Limit: 10    CSPF Retry Interval: 10
Binding SID :
  BSID: 24960
  Alloc mode: Dynamic
  Oper State: Pending

```

```

CP ID: 2, Active
Preference: 100    Path Type: Dynamic(isis)    CP Origin: Local
Segment List:
Total no. of segments: 1
  Segment0[LABEL]: Label :16033
Out-if: eth1      Out-label-stack: 16033
Attributes:
  Configured:
  Affinity:
  Metric-type: TE
  IP Constraints:

```

```
#show segment-routing policy candidate-path origin local
```

Policy-Name	Color	End-point	State	Forwarding-Info
p2	1	3.3.3.3	UP	16033/eth1

```

CP ID: 2, Active
Preference: 100    Path Type: Dynamic(isis)    CP Origin: Local
CP state: Valid
Segment List:
Total no. of segments: 1
  Segment0[LABEL]: Label :16033
Out-if: eth1      Out-label-stack: 16033
Attributes:
  Configured:
  Affinity:
  Metric-type: TE
  IP Constraints:

```

```
#show segment-routing policy
```

Policy-Name	Color	End-point	State	Forwarding-Info
p2	1	3.3.3.3	UP	16033/eth1

```
#
```

```
#show segment-routin policy p2 candidate-path 2 origin local
```

```

Policy-Name: p2      Color 1      End-point 3.3.3.3

```

Admin-Status: UP Oper-Status: UP
CP ID: 2, Active
Preference: 100 Path Type: Dynamic(isis) CP Origin: Local
CP state: Valid
Segment List:
Total no. of segments: 1
 Segment0[LABEL]: Label :16033
Out-if: eth1 Out-label-stack: 16033
Attributes:
 Configured:
 Affinity:
 Metric-type: TE
 IP Constraints:

traffic-engineering

Use this command to configure segment routing traffic engineering configuration.

Use the `no` form of this command to remove traffic engineering configuration.

Command Syntax

```
traffic-engineering
no traffic-engineering
```

Parameters

None

Default

By default, traffic-engineering is not configured.

Command Mode

Segment-routing mode

Applicability

This command was introduced in OcNOS version 4.0.

Example

```
#configure terminal
(config)#segment-routing
(config-sr)#traffic-engineering
(config-sr-te)#
```

CHAPTER 4 Segment Routing v6 Commands

This chapter describes each segment routing command.

- `locators`
- `locator WORD`
- `prefix X:X::X:X/X`
- `segment-routing srv6 (IPv4)`
- `segment-routing srv6 (ISIS)`
- `segment-routing srv6 (OSPFv3)`
- `segment-routing srv6 (VPNv4)`
- `srv6`
- `srv6-locator`
- `srv6-locator WORD`
- `srv6-locator WORD (OSPFv3)`
- `show segment-routing srv6 locator`
- `show segment-routing srv6 manager`
- `show segment-routing srv6 services`
- `show segment-routing srv6 sid`
- `show segment-routing srv6 transports`
- `sid-alloc per-vrf`

locators

Use this command to enter in to locators mode.

Use this no command to remove the locators configuration.

Command Syntax

```
locators
no locators
```

Parameters

None

Default

NA

Command Mode

SRv6 mode

Applicability

This command was introduced in OcnOS version 5.1.

Example

```
(config-sr)#srv6
(config-srv6)#locators
(config-srv6-loc)#

(config-sr)#srv6
(config-srv6)#no locators
```

locator WORD

Use this command to configure locator name.

Use the no form of the command to remove the locator name.

Command Syntax

```
locators WORD
no locators WORD
```

Parameters

WORD Locator name

Default

NA

Command Mode

Locators mode

Applicability

This command was introduced in OcNOS version 5.1.

Example

```
(config-sr)#srv6
(config-srv6)#locators
(config-srv6-loc)#locator LOC_PE1
(config-srv6-loc-conf)#

(config-sr)#srv6
(config-srv6)#locators
(config-srv6-loc)#no locator LOC_PE1
```

prefix X:X::X:X/X

Use this command to configure locator prefix.

Use the no form of the command to unconfigure locator prefix

Command Syntax

```
prefix X:X::X:X/X
no prefix
```

Parameters

X:X::X:X/X Locator prefix (i.e IPv6 address)

Default

NA

Command Mode

Locator configure mode

Applicability

This command was introduced in OcnOS version 5.1.

Example

```
(config)#segment-routing
(config-sr)#srv6
(config-srv6)#locators
(config-srv6-loc)#locator LOC_PE1
(config-srv6-loc-conf)#prefix 2981:40:a1::/64
(config-srv6-loc-conf)#

(config)#segment-routing
(config-sr)#srv6
(config-srv6)#locators
(config-srv6-loc)#locator LOC_PE1
(config-srv6-loc-conf)#no prefix
```

segment-routing srv6 (IPv4)

Use this command to enter into segment routing SRv6 mode

Use the no form of this to remove segment routing SRv6.

Command Syntax

```
segment-routing srv6
```

Parameters

None

Command Mode

IPv4 address family for VRF mode

Applicability

This command was introduced in OcnOS version 5.1.

Example

```
(config)#router bgp 100
(config-router)#address-family ipv4 vrf vrf1
(config-router-af)#segment-routing srv6
(config-router-vrfv4-srv6)#
```

```
(config)#
(config)#router bgp 100
(config-router)#address-family ipv4 vrf vrf1
(config-router-af)#no segment-routing srv6
```

segment-routing srv6 (ISIS)

Use this command to enter segment routing SRv6 mode.

Use the no form of this command to unconfigure segment routing SRv6.

Command Syntax

```
segment-routing srv6
no segment-routing srv6
```

Parameters

None

Default

NA

Command Mode

Address Family IPv6 mode under router ISIS mode

Applicability

This command was introduced in OcnOS version 5.1.

Example

```
(config)#router isis 1
(config-router)#address-family ipv6
(config-router-af)#segment-routing srv6
(config-router-af-srv6)#

(config)#router isis 1
(config-router)#address-family ipv6
(config-router-af)#no segment-routing srv6
```

segment-routing srv6 (OSPFv3)

Use this command to enter into segment routing SRv6 mode

Use the no form this to command to disable SRv6 for OSPFv3

Command Syntax

```
segment-routing srv6
no segment-routing srv6
```

Parameters

NA

Default

NA

Command Mode

Router IPv6 OSPF mode

Applicability

This command was introduced in OcNOS version 5.1

Example

```
R1#configure t
Enter configuration commands, one per line.  End with CNTL/Z.
R1(config)#router ipv6 ospf 1
R1(config-router)#segment-routing srv6
R1(config-router-srv6)# exit-srv6

R1(config)#router ipv6 ospf 1
R1(config-router)#no segment-routing srv6
R1(config-router-srv6)# exit-srv6
```

segment-routing srv6 (VPNv4)

Use this command to enter into segment routing SRv6 mode

Command Syntax

```
segment-routing srv6
```

Parameters

None

Command Mode

VPNv4 address family mode

Applicability

This command was introduced before OcNOS version 5.1.

Example

```
(config)#router  bgp 100
(config-router)#address-family vpnv4 unicast
(config-router-af)#segment-routing srv6
(config-router-vpnv4-srv6) #
```

```
(config)#router  bgp 100
(config-router)#address-family vpnv4 unicast
(config-router-af)#no segment-routing srv6
```

srv6

Use this command to enter in to SRv6 mode.

Use this no command to remove the SRv6 configuration.

Command Syntax

```
srv6
no srv6
```

Parameters

None

Default

NA

Command Mode

segment-routing mode

Applicability

This command was introduced in OcnOS version 5.1.

Example

```
(config)#segment-routing
(config-sr)#srv6
(config-srv6)#

(config)#segment-routing
(config-sr)#no srv6
```

srv6-locator

Use this command to configure SRv6 locator word.

Use the no form this to command to remove SRv6 locator word.

Command Syntax

```
srv6-locator WORD
```

Parameters

WORD	Name of the Locator List
------	--------------------------

Command Mode

Segment routing srv6 mode

Applicability

This command was introduced before OcNOS version 5.1.

Example

```
(config)#router bgp 100
(config-router)#address-family vpnv4 unicast
(config-router-af)#segment-routing srv6
(config-router-vpnv4-srv6)#srv6-locator LOC_PE1
(config-router-vpnv4-srv6)#
```

srv6-locator WORD

Use this command to configure SRv6 locator name.

Use the no form to unconfigure the SRv6 locator name.

Command Syntax

```
srv6-locator WORD
no srv6-locator WORD
```

Parameters

WORD	Locator name
------	--------------

Default

NA

Command Mode

Segment routing SRv6 mode

Applicability

This command was introduced in OcNOS version 5.1.

Example

```
(config)#router isis 1
(config-router)#address-family ipv6
(config-router-af)#segment-routing srv6
(config-router-af-srv6)#srv6-locator LOC_PE1

(config)#router isis 1
(config-router)#address-family ipv6
(config-router-af)#segment-routing srv6
(config-router-af-srv6)#no srv6-locator LOC_PE1
```

srv6-locator WORD (OSPFv3)

Use this command to configure SRv6 locator word.

Use the no form this to command to remove SRv6 locator word.

Command Syntax

```
srv6-locator WORD
no srv6-locator WORD
```

Parameters

WORD	Name of the Locator List
------	--------------------------

Default

None

Command Mode

Segment routing SRv6 mode

Applicability

This command was introduced in OcNOS version 5.1.

Example

```
R1(config)#router ipv6 ospf 1
R1(config-router)#segment-routing srv6
R1(config-router-srv6)#srv6-locator L1
R1(config-router-srv6)# exit-srv6

R1(config)#router ipv6 ospf 1
R1(config-router)#segment-routing srv6
R1(config-router-srv6)#no srv6-locator L1
R1(config-router-srv6)# exit-srv6

R1#show running-config segment-routing
!
segment-routing
  srv6
    locators
      locator L1
        prefix 2981:40:a1::/64
      exit-locator
    !
  exit-locators
!
exit-srv6
!

R1#show running-config router ipv6 ospf
!
router ipv6 ospf 1
  router-id 1.1.1.1
```

```
segment-routing srv6
  srv6-locator L1
exit-srv6
!
!
```

```
R1#
```

```
R1#show segment-routing srv6 sid
```

```
SRv6 Segment ID table:
```

SID	Operation	Nexthop	Originator
2981:40:a1:0:801::	END[usd]	::	nsm
2981:40:a1:0:1001::	END[usp]	::	nsm
2981:40:a1:0:2001::	END[psp]	::	nsm
2981:40:a1:0:2002::	END.X[psp]	fe80::5054:ff:fe1f:b4e7	ospf

show ipv6 ospf database <LSA name>

Use this command to display segment routing v6 related LSA information.

Command Syntax

```
show ipv6 ospf database (opaque|locator|ext-router)
```

Parameters

```
opaque
locator
```

Command Mode

Privileged Exec mode

Applicability

This command was introduced in OcNOS version 5.1.

Example

```
R1#show ipv6 ospf database opaque
      OSPFv3 Router with ID (1.1.1.1) (Process 1)
      Opaque-LSA (Area 0.0.0.0)

LS age: 752
LS Type: Opaque RI LSA
Link State ID: 0.0.0.3
Advertising Router: 1.1.1.1
LS Seq Number: 0x8000002D
Checksum: 0xF685
Length: 48

Router Capability TLV:
Flags:0   Reserve bits:0

Algorithm TLV :
  Algorithm: 0

Maximum SID Depth :
  SRH maximum segments left (41) : 4
  SRH maximum end pop (42) : 4
  SRH maximum H.encaps (44) : 4
  SRH maximum decapsulation sids (45) : 4

LS age: 754
LS Type: Opaque RI LSA
Link State ID: 0.0.0.0
Advertising Router: 2.2.2.2
LS Seq Number: 0x8000070D
Checksum: 0x2272
```

```
Length: 48

Router Capability TLV:
Flags:0   Reserve bits:0

Algorithm TLV :
  Algorithm: 0

Maximum SID Depth :
  SRH maximum segments left (41) : 4
  SRH maximum end pop (42) : 4
  SRH maximum H.encaps (44) : 4
  SRH maximum decapsulation sids (45) : 4

R1#show ipv6 ospf database locator

                OSPFv3 Router with ID (1.1.1.1) (Process 1)

                Locator-LSA (Area 0.0.0.0)

LS age: 765
LS Type: Locator LSA
Link State ID: 0.0.0.3
Advertising Router: 1.1.1.1
LS Seq Number: 0x8000002D
Checksum: 0xD97A
Length: 120

Locator-TLV (Length:96):
  Route type:0   Algorithm:0
  Flags:0       Metric:0
  Prefix: 2981:40:a1::/64

  SRv6 END Sub TLV (Length:20):
    Flags:0       Reserved:0
    END SID: 2981:40:a1:0:2001::
    End-point behaviour: End with PSP (2)

  SRv6 END Sub TLV (Length:20):
    Flags:0       Reserved:0
    END SID: 2981:40:a1:0:1001::
    End-point behaviour: End with USP (3)

  SRv6 END Sub TLV (Length:20):
    Flags:0       Reserved:0
    END SID: 2981:40:a1:0:801::
    End-point behaviour: End with USD (28)

LS age: 767
LS Type: Locator LSA
Link State ID: 0.0.0.3
Advertising Router: 2.2.2.2
LS Seq Number: 0x8000070D
Checksum: 0x1697
Length: 120
```

```

Locator-TLV (Length:24):
  Route type:0   Algorithm:0
  Flags:0       Metric:0
  Prefix: 2981:40:a2::/64

SRv6 END Sub TLV (Length:20):
  Flags:0       Reserved:0
  END SID: 2981:40:a2:0:2001::
  End-point behaviour: End with PSP (2)

SRv6 END Sub TLV (Length:20):
  Flags:0       Reserved:0
  END SID: 2981:40:a2:0:1001::
  End-point behaviour: End with USP (3)

SRv6 END Sub TLV (Length:20):
  Flags:0       Reserved:0
  END SID: 2981:40:a2:0:801::
  End-point behaviour: End with USD (28)

R1#show ipv6 ospf database ext-router

          OSPFv3 Router with ID (1.1.1.1) (Process 1)

          Ext-Router-LSA (Area 0.0.0.0)

LS age: 774
LS Type: External-Router-LSA
Link State ID: 0.0.0.3
Advertising Router: 1.1.1.1
LS Seq Number: 0x8000002D
Checksum: 0x41A0
Length: 76
Flags: 0x00 (-|-|-|-|-)
Options: 0x000133 (AF|*|*|DC|R|-|-|E|V6)

Router-Link TLV (Length:48): a Transit Network
  Metric: 1
  Interface ID: 3
  Neighbor Interface ID: 3
  Neighbor Router ID: 2.2.2.2

SRv6 LAN End.X SID Sub-TLV (Length: 28):
  Neighbor Router ID: 2.2.2.2
  SRV6 P2P END.X SID: 2981:40:a1:0:2002::
  Algo: 0 flags: 0
  End-behaviour: End.X with PSP (6) weight: 0

LS age: 776
LS Type: External-Router-LSA
Link State ID: 0.0.0.3
Advertising Router: 2.2.2.2
LS Seq Number: 0x8000070D
Checksum: 0x1CE2
Length: 76
Flags: 0x00 (-|-|-|-|-)

```

Options: 0x000133 (AF|*|*|DC|R|-|-|E|V6)

Router-Link TLV (Length:16): a Transit Network

Metric: 1

Interface ID: 3

Neighbor Interface ID: 3

Neighbor Router ID: 2.2.2.2

SRv6 LAN End.X SID Sub-TLV (Length: 28):

Neighbor Router ID: 1.1.1.1

SRV6 P2P END.X SID: 2981:40:a2:0:201d::

Algo: 0 flags: 0

End-behaviour: End.X with PSP (6) weight: 0

show segment-routing srv6 locator

Use this command to display segment routing v6 locator information.

Command Syntax

```
show segment-routing srv6 locator WORD (detail|)
```

Parameters

detail	Locator name
WORD	Display locator detail information

Command Mode

Privileged Exec mode

Applicability

This command was introduced in OcNOS version 5.1.

Example

```
show segment-routing srv6 locator LOC_PE1
Locator : LOC_PE1
Prefix  : 9999:9:a3::/48
```

```
show segment-routing srv6 locator LOC_PE1 detail
Locator : LOC_PE1
Prefix  : 9999:9:a3::/48
Uptime  : 01d00h31m
```

show segment-routing srv6 manager

Use this command to display segment routing v6 Manager information.

Command Syntax

```
show segment-routing srv6 manager
```

Parameters

None

Command Mode

Privileged Exec mode

Applicability

This command was introduced in OcNOS version 5.1.

Example

```
VPC3#sh segment-routing srv6 manager
Protocol state : Enabled
Locators:
PE1
Platform Capabilities:
End Function:
End (PSP)
End (USP)
End (USD)
End.X (PSP)
End.DT4
Ingress Functions:
H.Encaps
Ingress SR Policy:
H.Encaps
```

show segment-routing srv6 services

Use this command to display segment routing v6 service information.

Syntax

```
show segment-routing srv6 services
```

Parameters

None

Command Mode

Privileged Exec mode

Applicability

This command was introduced in OcNOS version 5.1.

Example

```
PE1#sh segment-routing srv6 services
Codes: > - installed; T:Uses service-mapped tunnel
Service Flags vrf      FEC          SID          Nexthop      Tunnel ix
vpn4 > vrf2      2.6.7.0/24  9999:9:a7:0:8001::  9999:9:7:1::  None
vpn4 > vrf2      2.7.11.0/24 9999:9:a7:0:8001::  9999:9:7:1::  None
vpn4 > vrf3      2.7.77.0/24 9999:9:a7:0:8002::  9999:9:7:1::  None
```

show segment-routing srv6 sid

Use this command to display segment routing v6 SID information.

Command Syntax

```
show segment-routing srv6 sid (id WORD|)
```

Parameters

WORD Display SRv6 SID detail information (Segment ID string)

Command Mode

Privileged Exec mode

Applicability

This command was introduced in OcNOS version 5.1.

Example

```
PE1#show segment-routing srv6 sid
SRv6 Segment ID table:
SID                               Operation Nexthop                               Originator
+-----+-----+-----+-----+
2981:40:a1:0:801::                END[usd]   ::                               nsm
2981:40:a1:0:1001::              END[usp]   ::                               nsm
2981:40:a1:0:2001::              END[psp]   ::                               nsm
2981:40:a1:0:6001::              END.X      fe80::5054:ff:fe9c:bbad  isis
2981:40:a1:0:8001::              END.DT4    vrf vrf2                   bgp:100
2981:40:a1:0:8002::              END.DT4    vrf vrf3                   bgp:100
```

```
PE1#show segment-routing srv6 sid id 2981:40:a1:0:6001::
SRv6 Segment ID table:
SID                               Operation Nexthop                               Originator
+-----+-----+-----+-----+
2981:40:a1:0:6001::              END.X      fe80::5054:ff:fe9c:bbad  isis
```

show segment-routing srv6 transports

Use this command to display all SRv6 transport and their mapping to services using detail command.

Command Syntax

```
show segment-routing srv6 transports (X:X::X:X/M|detail|)
```

Parameters

detail	Display detail information's of SRv6 transports like services attached to them.
X:X::X:X/M	FEC IPv6

Command Mode

Privileged Exec mode

Applicability

This command was introduced in OcNOS version 5.1.

Example

```
PE-135#show segment-routing srv6 transports 2001:12::2/128
Codes: > - installed P6, * - selected P6, p - stale P6,
       U - unknown P6
```

Code	FEC	SRv6-Policy-Name	color	Pri	Out-SID	Out-Intf	Nexthop
>	2001:12::2	p4	4	Y	2001::2	eth1	fe80::5054:ff:fe9c:bbad
>	2001:12::2	p1	1	Y	2001::2	eth1	fe80::5054:ff:fe9c:bbad

```
PE-135#show segment-routing srv6 transports
Codes: > - installed P6, * - selected P6, p - stale P6,
       U - unknown P6
```

Code	FEC	SRv6-Policy-Name	color	Pri	Out-SID	Out-Intf	Nexthop
>	2001:12::2	p4	4	Y	2001::2	eth1	fe80::5054:ff:fe9c:bbad
>	2001:12::2	p1	1	Y	2001::2	eth1	fe80::5054:ff:fe9c:bbad

```
PE-135#show segment-routing srv6 transports detail
Codes: > - installed P6, * - selected P6, p - stale P6,
       U - unknown P6
```

Code	FEC	SRv6-Policy-Name	color	Pri	Out-SID	Out-Intf	Nexthop
>	2001:12::2	p4	4	Y	2001::2	eth1	fe80::5054:ff:fe9c:bbad
Service info							
VRF-ID :3 Prefix 90.1.1.0 NH :2001:12::2 Tnl_policy : p2 color:4							
>	2001:12::2	p1	1	Y	2001::2	eth1	fe80::5054:ff:fe9c:bbad
Service info							
VRF-ID :2 Prefix 80.1.1.0 NH :2001:12::2 Tnl_policy : p1 color:1							

sid-alloc per-vrf

Use this command to configure the SID allocation per VRF.

Use the no form of the command to remove the SID allocation per VRF.

Command Syntax

```
sid-alloc per-vrf
```

Parameters

None

Command Mode

Segment routing SRv6 mode

Applicability

This command was introduced in OcnOS version 5.1.

Example

```
(config)#router bgp 100
(config-router)#address-family ipv4 vrf vrf1
(config-router-af)#segment-routing srv6
(config-router-vrfv4-srv6)#
(config-router-vrfv4-srv6)#sid-alloc per-vrf
(config-router-vrfv4-srv6)#
```

```
(config)#router bgp 100
(config-router)#address-family ipv4 vrf vrf1
(config-router-af)#segment-routing srv6
(config-router-vrfv4-srv6)#
(config-router-vrfv4-srv6)#no sid-alloc per-vrf
```

CHAPTER 5 Segment Routing v6 Policy Commands

This chapter describes each segment routing command.

- [admin-state down](#)
- [candidate-path](#)
- [color end-point](#)
- [explicit segment-list](#)
- [index segment-type-2](#)
- [policy](#)
- [preference](#)
- [segment-list](#)
- [show segment-routing policy](#)
- [show running-config segment-routing](#)
- [traffic-engineering](#)

admin-state down

Use this command to bring down a segment routing policy administratively.

Use the no form of this command to bring up a segment routing policy administratively.

Command Syntax

```
admin-state down
no admin-state down
```

Parameters

None

Defaults

By default, admin-state is not configured and a segment routing policy admin-state is up.

Command Mode

Segment routing policy mode

Applicability

This command was introduced in OcNOS version 5.1.

Examples

```
#configure terminal
(config)#segment-routing
(config-sr)#traffic-engineering
(config-sr-te)#policy SR_POLICY_1
(config-sr-pol)#admin-state down
```

candidate-path

Use this command to configure a candidate path for a segment routing policy.

Use the no form of this command to remove a candidate path from a segment routing policy.

Command Syntax

```
candidate-path <1-65535>
no candidate-path <1-65535>
```

Parameters

<1-65535> Identifier for candidate path

Default

By default, no candidate path is configured.

Command Mode

Segment routing policy mode

Applicability

This command was introduced in OcNOS version 5.1.

Example

```
#configure terminal
(config)#segment-routing
(config-sr)#traffic-engineering
(config-sr-te)#policy SR_POLICY_1
(config-sr-pol)#candidate-path 1
(config-sr-pol-cp)

#configure terminal
(config)#segment-routing
(config-sr)#traffic-engineering
(config-sr-te)#policy SR_POLICY_1
(config-sr-pol)#no candidate-path 1
```

color end-point

Use this command to configure key parameters for segment routing policy.

Use the no form of this command to remove a segment routing policy key.

Command Syntax

```
color <1-4294967295> end-point X:X::X:X
no color <1-4294967295> end-point X:X::X:X
```

Parameters

<1-4294967295> Color value
X:X::X:X IPv6 address type

Defaults

By default, no segment routing policy key is configured.

Command Mode

Segment routing policy mode

Applicability

This command was introduced in OcNOS version 5.1.

Example

```
#configure terminal
(config)#segment-routing
(config-sr)#traffic-engineering
(config-sr-te)#policy SR_POLICY_1
(config-sr-pol)#color 1 end-point 2001::2
(config-sr-pol)

#configure terminal
(config)#segment-routing
(config-sr)#traffic-engineering
(config-sr-te)#policy SR_POLICY_1
(config-sr-pol)#no color 1 end-point 2001::2
```

explicit segment-list

Use this command to configure a candidate path as an explicit path and attach a segment-list to it.

Use the no form of this command to remove explicit segment-list from a candidate path.

Note: Only one segment-list can be attached to a candidate path.

Command Syntax

```
explicit segment-list WORD
no explicit segment-list WORD
```

Parameters

WORD	Name of the SID list
------	----------------------

Defaults

By default, path type is not set and no segment-list is attached.

Command Mode

Candidate path mode

Applicability

This command was introduced in OcNOS version 5.1.

Example

```
#configure terminal
(config)#segment-routing
(config-sr)#traffic-engineering
(config-sr-te)#segment-list s1
(config-sr-s1)#exit-sr-s1
(config-sr-te)#policy SR_POLICY_1
(config-sr-pol)#candidate-path 1
(config-sr-pol-cp)#explicit segment-list s1
```

index segment-type-2

Use this command to configure a segment of explicit segment list.

Use the no form of this command to remove the corresponding segment list.

Command Syntax

```
index <1-65535> segment-type-2 X:X::X:X
no index <1-65535> segment-type-2
```

Parameters

<1-65535>	Index number.
X:X::X:X	IPv6 address.

Default

By default, no segment is configured.

Command Mode

Segment list mode

Applicability

This command was introduced in OcNOS version 5.1.

Examples

```
#configure terminal
(config)#segment-routing
(config-sr)#traffic-engineering
(config-sr-te)#segment-list sid_list2
(config-sr-sl)#index 1 segment-type-2 cafe:1:2:a11:1001::

#configure terminal
(config)#segment-routing
(config-sr)#traffic-engineering
(config-sr-te)#segment-list sid_list2
(config-sr-sl)#no index 1 segment-type-2
```

policy

Use this command to configure a segment routing policy.

Use the no form of this command to remove a segment routing policy.

Command Syntax

```
policy WORD
no policy WORD
```

Parameters

WORD	Policy Name
------	-------------

Default

By default, no segment routing policy is configured.

Command Mode

Traffic engineering mode

Applicability

This command was introduced in OcNOS version 5.1.

Example

```
#configure terminal
(config)#segment-routing
(config-sr)#traffic-engineering
(config-sr-te)#policy SR_POLICY_1
(config-sr-pol)#

#configure terminal
(config)#segment-routing
(config-sr)#traffic-engineering
(config-sr-te)#no policy SR_POLICY_1
```

preference

Use this command to set a preference value for a candidate path.

Use the no form of this command to remove a preference value from a candidate path.

Command Syntax

```
preference <1-65535>
no preference
```

Parameters

<1-65535> Preference for candidate path

Defaults

By default, preference value is 100 for a candidate path.

Command Mode

Candidate path mode

Applicability

This command was introduced in OcNOS version 5.1.

Example

```
#configure terminal
(config)#segment-routing
(config-sr)#traffic-engineering
(config-sr-te)#policy SR_POLICY_1
(config-sr-pol)#candidate-path 1
(config-sr-pol-cp)#preference 200
(config-sr-pol-cp)#

#configure terminal
(config)#segment-routing
(config-sr)#traffic-engineering
(config-sr-te)#policy SR_POLICY_1
(config-sr-pol)#candidate-path 1
(config-sr-pol-cp)#no preference 200
```

segment-list

Use this command to configure an explicit segment list.

Use the no form of this command to remove a segment list.

Command Syntax

```
segment-list WORD
no segment-list WORD
```

Parameters

WORD Name of the SID list.

Default

By default, no segment-list is configured.

Command Mode

Traffic engineering mode

Applicability

This command was introduced in OcNOS version 5.1.

Examples

```
#configure terminal
(config)#segment-routing
(config-sr)#traffic-engineering
(config-sr-te)#segment-list sid_list1
(config-sr-sl)#

#configure terminal
(config)#segment-routing
(config-sr)#traffic-engineering
(config-sr-te)#no segment-list sid_list1
(config-sr-sl)#
```

show segment-routing policy

Use this command to display segment routing v6 policy information (display basic/detailed information for all SR policies).

Command Syntax

```
show segment-routing policy (detail|)
```

Parameters

None

Defaults

```
detail          Display details of segment routing policies
```

Command Mode

Privileged Exec mode

Applicability

This command was introduced in OcNOS version 5.1.

Example

```
PE2# show segment-routing policy detail
Policy-Name: p1      Color 1      End-point cafe:1:2::11      Tunnel-ID: 1
Admin-Status: UP    Oper-Status: UP for 00:03:39
State Transition Count: 3
CP ID: 2, Active
  Preference: 200    Path Type: Explicit    CP Origin: Local
  CP state: Valid
  Segment List:
  Total no. of segments: 1
  Segment0[LABEL]: Label :cafe:1:2:a11:1001::
  Out-if: ce62      Out-label-stack: cafe:1:2:a11:1001::
  Attributes:
  Configured:
  Explicit segment-list Name: l1

CP ID: 1
  Preference: 100    Path Type: Explicit    CP Origin: Local
  CP state: Valid
  Segment List:
  Total no. of segments: 1
  Segment0[LABEL]: Label :cafe:1:2:a11:1001::
  Out-if: ce62      Out-label-stack: cafe:1:2:a11:1001::
  Attributes:
  Configured:
  Explicit segment-list Name: l
```

PE2# sho segment-routing policy

Policy-Name	Forwarding-Info	Color	End-point
p1		1	cafe:1:2::11
UP	cafe:1:2:a11:1001::/ce62		

show running-config segment-routing

Use this command to show any segment routing related running configuration.

Command Syntax

```
show running-config segment-routing
```

Parameters

None

Command Mode

Privileged Exec mode

Applicability

This command was introduced before OcNOS version 5.1.

Example

```
#show running-config segment-routing
!
segment-routing
  srv6
    locators
      locator VPC12
        prefix 2981:40:a1::/48
      exit-locator
    !
  exit-locators
!
exit-srv6
!
traffic-engineering
  segment-list l1
    index 1 segment-type-2 2981:40:a2:0:1001::
    index 2 segment-type-2 2981:40:a2:0:3001::
  exit-sr-sl
!
  policy p1
    color 1 end-point 2001::2
    candidate-path 1
      explicit segment-list l1
    exit-pol-cp
  !
  exit-sr-pol
!
  policy p2
    color 2 end-point 2001::2
    candidate-path 2
      explicit segment-list l1
    exit-pol-cp
  !
  exit-sr-pol
!
```



```
exit-te  
!
```

traffic-engineering

Use this command to configure segment routing traffic engineering configuration.

Use the no form of this command to remove traffic engineering configuration.

Command Syntax

```
traffic-engineering
no traffic-engineering
```

Parameters

None

Default

By default, traffic-engineering is not configured.

Command Mode

Segment-routing mode

Applicability

This command was introduced in OcNOS version 5.1.

Example

```
#configure terminal
(config)#segment-routing
(config-sr)#traffic-engineering
(config-sr-te)#

#configure terminal
(config)#segment-routing
(config-sr)#no traffic-engineering
```

CHAPTER 6 Segment Routing v6 OAM Commands

This chapter describes Segment Routing IPv6 Operations, Administration, and Maintenance (OAM) commands:

- [ping srv6](#)
- [ping srv6 policy](#)
- [traceroute srv6](#)
- [traceroute srv6 policy](#)

ping srv6

Use this command to check the connectivity between ingress and egress of LSP. This command uses Internet Control Message Protocol (ICMPv6) echo request and reply messages to validate an LSP.

Use this command to check connectivity if an LSP traverses entirely through an SRv6 domain.

You can initiate the segment routing of ipv6 ping operation only when the SRv6 control plane is available at the originator.

Command Syntax

```
ping srv6 (ipv6 X:X::X:X | sid SID) (via segment-list .SID_VALUE sid-list-end |)
({source-ip X:X::X:X | repeat <5-5000> | interval <2-20000>}|)
```

Parameters

ipv6	IPv6 Address
X:X::X:X	Ping SRv6 destination address
sid	Segment list ID
SID	Ping SID value
via segment-list	List of segments to pass through
SID_VALUE	SID value
sid-list-end	End of the segment list
source-ip	Source IPv6 address to use in ICMPv6 packet
X:X::X:X	Source IPv6 address in the ping
repeat	Repeat sending of ping packet
<5-5000>	Number of pings to send
interval	Interval between ping packets
<2-20000>	Interval between pings in milliseconds

Defaults

No defaults

Command Mode

Privileged Exec mode

Applicability

This command was introduced in OcNOS version 6.3.0.

Examples

```
PE1#ping srv6 ipv6 cafe:1:2::22
Sending 5 SRV6 Echos to cafe:1:2::22, timeout is 5 seconds
Codes:
'!' - Success, 'Q' - request not sent, '*' - timeout,
```

```
'x' - Retcode 0, 'M' - Malformed Request
Type 'Ctrl+C' to abort
! seq_num = 1 :: 1.44 ms
! seq_num = 2 :: 0.68 ms
! seq_num = 3 :: 0.34 ms
! seq_num = 4 :: 0.51 ms
! seq_num = 5 :: 0.36 ms
Success Rate is 100.00 percent (5/5)
round-trip min/avg/max = 0.34/0.89/1.44
```

ping srv6 policy

Use this command to check the connectivity between ingress and egress of LSP. This command uses Internet Control Message Protocol (ICMPv6) echo request and reply messages, to validate an LSP.

Use this command to check connectivity if an LSP traverses entirely through a SRv6 domain.

You can initiate the SRv6 policy ping operation only when the SRv6 control plane is available at the originator.

Command Syntax

```
ping srv6 (| protocol-origin (local | pcep) ) (policy SRV6_POLICY_NAME (|
  candidate-path CANDIDATE_PATH_ID)) ({source-ip X:X::X:X | repeat <5-5000>
  |interval <2-20000>}|)
```

Parameters

protocol-origin	
	Originator
local	Locally originated candidate path
pcep	PCE originated candidate path
policy	Segment Routing IPv6 policy
SRV6_POLICY_NAME	SRv6 Policy name
candidate-path	Candidate path
CANDIDATE_PATH_ID	Candidate path identifier
source-ip	Source IPv6 address to use in ICMPv6 packet
X:X::X:X	Source IPv6 address in the ping
repeat	Repeat sending of ping packet
<5-5000>	Number of pings to send
interval	Interval between ping packets
<2-20000>	Interval between pings in milliseconds

Defaults

No defaults

Command Mode

Privileged Exec mode

Applicability

This command was introduced in OcNOS version 6.3.0.

Examples

```
PE1#ping srv6 policy P1 candidate-path 1
Sending 5 SRV6 Echos to P1 , timeout is 5 seconds
```

```
Codes:
'!' - Success, 'Q' - request not sent, '*' - timeout,
'x' - Retcode 0, 'M' - Malformed Request
Type 'Ctrl+C' to abort
! seq_num = 1 :: 0.62 ms
! seq_num = 2 :: 0.52 ms
! seq_num = 3 :: 0.38 ms
! seq_num = 4 :: 0.50 ms
! seq_num = 5 :: 0.44 ms
Success Rate is 100.00 percent (5/5)
round-trip min/avg/max = 0.38/0.50/0.62
```

traceroute srv6

Use this command to isolate the failure point of an LSP. This command is used for hop-by-hop fault localization and path tracing.

You can initiate the SRv6 traceroute operation only when the SRv6 control plane is available at the originator.

Use this command to check connectivity if an LSP traverses entirely through segment routing for an SRv6 domain.

Command Syntax

```
traceroute srv6 (ipv6 X:X::X:X| sid SID) (via segment-list .SID_VALUE sid-list-end
|) (source-ip X:X::X:X |)
```

Parameters

ipv6	IPv6 Address
X:X::X:X	Ping SRv6 destination address
sid	Segment list ID
SID	Ping SID value
via segment-list	List of segments to pass through
SID_VALUE	SID value
sid-list-end	End of the segment list
source-ip	Source IPv6 address to use in ICMPv6 packet
X:X::X:X	Source IPv6 address in the ping

Defaults

No defaults

Command Mode

Privileged Exec mode

Applicability

This command was introduced in OcNOS version 6.3.0.

Examples

```
PE1#traceroute srv6 ipv6 cafe:1:2::22 source-ip cafe:1:2::11
Traceroute to cafe:1:2::22 ( cafe:1:2::22), 30 hops max, 80 byte packets
Type 'Ctrl+C' to abort
1 1000::2 0.80 ms 0.46 ms 0.46 ms
DA: cafe:1:2::22
SRH:(cafe:1:2::22,SL = 0)
2 cafe:1:2::22 0.51 ms 0.56 ms 0.36 ms
DA: cafe:1:2::22
SRH:(cafe:1:2::22,SL = 0)
3 cafe:1:2::22 0.51 ms
```

traceroute srv6 policy

Use this command to isolate the failure point of an LSP. This command is used for hop-by-hop fault localization and path tracing.

You can initiate the SRv6 policy traceroute operation only when the SRv6 control plane is available at the originator. Use this command to check connectivity if an LSP traverses entirely through segment routing for an SRv6 domain.

Command Syntax

```
traceroute srv6 (| protocol-origin (local | pcep) ) (policy SRV6_POLICY_NAME (|
  candidate-path CANDIDATE_PATH_ID)) (source-ip X:X::X:X|)
```

Parameters

protocol-origin	Originator
local	Locally originated candidate path
pcep	PCE-originated candidate path
policy	Segment Routing IPv6 policy
SRV6_POLICY_NAME	SRv6 Policy name
candidate-path	Candidate path
CANDIDATE_PATH_ID	Candidate path identifier
source-ip	Source IPv6 address to use in ICMPv6 packet
X:X::X:X	Source IPv6 address in the ping
repeat	Repeat sending of ping packet
<5-5000>	Number of pings to send
interval	Interval between ping packets
<2-20000>	Interval between pings in Milliseconds

Defaults

No defaults

Command Mode

Privileged Exec mode

Applicability

This command was introduced in OcNOS version 6.3.0.

Examples

```
PE1#traceroute srv6 protocol-origin local policy P1 candidate-path 1
Traceroute to P1 ( P1 ), 30 hops max, 80 byte packets
```

```
Type 'Ctrl+C' to abort
1 1000::2 0.73 ms 0.50 ms 0.46 ms
DA: cafe:1:2:a22:2001::
SRH:(cafe:1:2:a22:2001::,SL = 0)
2 cafe:1:2:a22:2001:: 0.50 ms 0.44 ms 0.50 ms
3 cafe:1:2:a22:2001:: 0.52 ms
PE1#
```

CHAPTER 7 Segment Routing Service Mapping Commands

This chapter describes each segment routing command.

- `color`
- `tunnel-select-policy`
- `tunnel-policy`
- `show running-config tunnel-policy`

color

Use this command to set color value for a tunnel policy. This value will be used while selecting transport for given service.

Use the no parameter with this command to un-configure color value for tunnel policy.

Command Syntax

```
color <1-4294967295>
no color <1-4294967295>
```

Parameters

<1-4294967295> Color value

Command Mode

Tunnel policy mode

Applicability

This command was introduced in OcNOS version 5.1.

Example

```
#configure terminal
(config)#tunnel-policy policy1
(config-tnl-policy)#color 2

(config)#tunnel-policy policy1
(config-tnl-policy)#no color 2
```

tunnel-select-policy

Use this command to set tunnel-policy for a VRF instance. This will be used while selecting transport for the peer. Use the no parameter with this command to un-configure tunnel selection policy.

Command Syntax

```
tunnel-select-policy TNLPOLICYNAME
no tunnel-select-policy
```

Parameters

TNLPOLICYNAME Name of tunnel policy

Command Mode

VRF mode

Applicability

This command was introduced in OcNOS version 5.1.

Example

```
#configure terminal
(config)#ip vrf vrf1
(config-vrf)#tunnel-select-policy p1
(config-vrf)#commit
(config-vrf)#
(config)#ip vrf vrf1
(config-vrf)#no tunnel-select-policy
(config-vrf)#commit
(config-vrf)#
```

tunnel-policy

Use this command to create a tunnel policy.

Use the no parameter with this command to un-configure the tunnel policy. Tunnel policy can be un-configured only if no service is using.

Command Syntax

```
tunnel-policy NAME
no tunnel-policy NAME
```

Parameters

NAME	Name to be used for tunnel policy
------	-----------------------------------

Command Mode

Configure mode

Applicability

This command was introduced in OcNOS version 5.1.

Example

```
#configure terminal
(config)#tunnel-policy policy1

#configure terminal
(config)#no tunnel-policy policy1
```

show running-config tunnel-policy

Use this command to display the current running configuration of all tunnel policies.

Command Syntax

```
show running-config tunnel-policy
```

Parameters

None

Defaults

NA

Command Mode

Exec mode

Applicability

This command was introduced in OcNOS version 5.1.

Example

```
#show running-config tunnel-policy
!  
tunnel-policy tp  
  color1  
!
```

CHAPTER 8 Seamless BFD Commands

This chapter describes each seamless bfd command.

- [hardware-profile seamless-bfd](#)
- [min-tx](#)
- [s-bfd discriminator](#)
- [s-bfd sr policy](#)
- [shutdown](#)

hardware-profile seamless-bfd

Use this command to enable the hardware-profile for seamless BFD to successfully activate seamless BFD in the hardware. Configure the `hardware-profile seamless-bfd` command before configuring the `s-bfd sr policy` or `s-bfd discriminator` commands. Before disabling the hardware-profile, unconfigure the `s-bfd sr policy` or `s-bfd discriminator` commands.

Use the `disable` form of this command to disable the configured hardware-profile.

Note:

- After configuring `hardware-profile seamless-bfd` command, save the configuration and reboot the system.
- When downgrading to version 6.3.x from a higher-build version, configure the `hardware-profile seamless-bfd disable`.

Command Syntax

```
hardware-profile seamless-bfd enable
hardware-profile seamless-bfd disable
```

Parameter

None

Default

Disabled

Command Mode

Configure mode

Applicability

This command was introduced in OcNOS version 6.1.0.

Example

```
#configure terminal
(config)#hardware-profile seamless-bfd enable
(config)#hardware-profile seamless-bfd disable
```


min-tx

Use this command to configure Seamless BFD transmit interval, and the hello multiplier value for Seamless BFD session.

Use the `no` form of the command to set the interval and multiplier to their default values.

Command Syntax

```
min-tx <3-999> multiplier <3-50>
no min-tx <3-999> multiplier <3-50>
```

Parameters

`min-tx <3-999>` Set the desired transmit interval in milliseconds. Default transmit interval is 10 milliseconds.

`multiplier <3-50>` Specifies the range of the BFD detection multiplier value. Default hello multiplier value is 3.

Default

None

Command Mode

S-BFD SR mode.

Applicability

This command was introduced in OcNOS version 6.0.0.

Examples

```
#configure terminal
(config)#s-bfd sr policy 1
(config-sbfd)#min-tx 3 multiplier 5
```

s-bfd discriminator

Use this command to configure local S-BFD discriminator and optional required minimum receiver interval.

Use `no` form of this CLI to delete the local S-BFD discriminator.

Note: The configured S-BFD discriminator value should match with policy's endpoint value.

Command Syntax

```
s-bfd discriminator A.B.C.D (required-min-rx <3-999> | )
no s-bfd discriminator
```

Parameters

A.B.C.D Local Discriminator in IP address format.

required-min-rx <3-999>

Specifies the range of the required minimum receive interval of control packets in milliseconds.

Command Mode

Configure mode

Applicability

This command was introduced in OcNOS version 6.0.0.

Examples

```
#configure terminal
(config)#s-bfd discriminator 1.2.3.4 required-min-rx 23
```

s-bfd sr policy

Use this command to configure Seamless BFD session for SR-TE.

Use `no` form of the command to unconfigure Seamless BFD session for SR-TE.

Command Syntax

```
s-bfd (sr) policy NAME
no s-bfd (sr) policy NAME
```

Parameters

`policy NAME` Specifies the SR-policy name.

Default

None

Command Mode

Configure mode

Applicability

This command was introduced in OcNOS version 6.0.0.

Examples

```
#configure terminal
(config)#s-bfd sr policy 1
(config-sbfd)#
```

shutdown

Use this command to configure Seamless BFD session in admin down state or to disable Seamless BFD session.

Use `no` form of this command to enable Seamless BFD session.

Command Syntax

```
shutdown
```

```
no shutdown
```

Parameters

None

Command Mode

S-BFD SR mode.

Applicability

This command was introduced in OcNOS version 6.0.0.

Examples

```
(config)#s-bfd sr policy 1  
(config-sbfd)#shutdown
```

CHAPTER 9 **EVPN SRv6 Commands**

This chapter describes the EVPN SRv6 commands.

- `evi-name`
- `evpn srv6 enable`
- `evpn srv6 id`
- `evpn srv6 ip-global`
- `evpn srv6 multihoming enable`
- `host-reachability-protocol`
- `locator`
- `show evpn srv6 xconnect`
- `show running-config evpn srv6`
- `show segment-routing srv6 services evpn`

evi-name

Use this command to name the EVPN SRv6 ID. Use the no form of this command to remove the name of the EVPN SRv6 ID.

Command Syntax

```
evi-name WORD
```

Parameters

WORD EVI name of max size 10 character and should not be only numeric

Command Mode

EVPN SRv6 Config mode

Applicability

This command was introduced in OcNOS version 6.1.0.

Example

```
PE1(config)#evpn srv6 id 70 xconnect target-srv6-id 80
PE1(config-evpn-srv6)#evi-name ELINE1
PE1(config-evpn-srv6)#
```

evpn srv6 enable

Use this command to enable evpn srv6 functionality.

Use the `no` version of this command to disable evpn srv6 functionality.

Command Syntax

```
evpn srv6 enable
no evpn srv6 enable
```

Parameters

None

Command Mode

Config mode

Applicability

This command was introduced in OcNOS version 6.1.0.

Example

```
(config)#evpn srv6 enable
(config)#no evpn srv6 enable
```

evpn srv6 id

Use this command to set the VPN identifier to create an EVPN SRv6 tunnel.

Use `evpn srv6 id` for creating ELAN and use `evpn srv6 xconnect` with source and target identifier for ELINE/XConnect.

Command Syntax

```
evpn srv6 id <1-16777215> (| xconnect target-srv6-id <1-16777215>)  
no evpn srv6 id <1-16777215>
```

Parameters

<1-16777215> EVID

Command Mode

Config mode

Applicability

This command was introduced in OcNOS version 6.1.0.

Example

```
(config)#evpn srv6 id 100 xconnect target-srv6-id 200  
(coonfig)#no evpn srv6 id 100
```

evpn srv6 ip-global

Use this command to set the source IP address is used to establish BGP peering with neighbour SRv6 Nodes and to establish the EVPN SRv6 tunnels.

Use the `no` version of this command to delete the source IP address.

Command Syntax

```
evpn srv6 ip-global XX::XX
no evpn srv6 ip-global XX::XX
```

Parameters

X:X::X:X ipv6 address type

Command Mode

Config mode

Applicability

This command was introduced in OcNOS version 6.1.0.

Example

```
(config)#evpn srv6 ip-global 2001::1
(config)#no evpn srv6 ip-global 2001::1
```

evpn srv6 multihoming enable

Use this command to enable multihoming capability.

Use `no` form of this command to disable multihoming capability.

Command Syntax

```
evpn srv6 multihoming enable
no evpn srv6 multihoming enable
```

Parameters

None

Command Mode

Config mode

Applicability

This command was introduced in OcNOS version 6.3.0.

Example

```
(config)#evpn srv6 multihoming enable
(coonfig)#no evpn srv6 multihoming enable
```

host-reachability-protocol

Use this command to set the host reachable protocol to Ethernet-VPN over BGP. This defines BGP as the mechanism for host reachability advertisement to discover EVPN peers and to learn remote host details.

Use `no` form of this command to remove Ethernet-VPN as the host reachable protocol.

Command Syntax

```
host-reachability-protocol evpn-bgp WORD
no host-reachability-protocol evpn-bgp
```

Parameters

`WORD` MAC Routing/Forwarding instance name. Maximum limit 32 characters

Command Mode

EVPN SRv6 Config mode

Applicability

This command was introduced in OcNOS version 6.1.0.

Example

```
OcNOS(config)#evpn srv6 id 70 xconnect target-srv6-id 80
OcNOS(config-evpn-srv6)# host-reachability-protocol evpn-bgp vrf3
```

locator

Use this command to map the srv6 locator to particular evpn instance.

Use `no` form of this command to disassociate the locator from evpn instance.

Command Syntax

```
locator WORD
no locator
```

Parameters

WORD Name of the Locator List

Command Mode

EVPN SRv6 Config mode

Applicability

This command was introduced in OcNOS version 6.1.0.

Example

```
PE1(config)#evpn srv6 id 70 xconnect target-srv6-id 80
PE1(config-evpn-srv6)#locator VPC13
```

show evpn srv6 xconnect

Use this command to display the sid details of EVPN tunnels for ELINE.

Command Syntax

```
show evpn srv6 xconnect (tunnel (sid | summary |) | id <1-16777215> |)
```

Parameters

tunnel	SRV6 tunnel status discovered by EVPN for VPWS
sid	SRV6 unicast SID's information for VPWS
summary	SRV6 tunnel status summary discovered by EVPN for VPWS
id	VPWS id
<1-16777215>	Range supported for VPWS-ID

Command Mode

Exec mode

Applicability

This command was introduced in OcNOS version 6.1.0.

Example

```
OcNOS#
OcNOS#show evpn srv6 xconnect
id      tunnel
OcNOS#show evpn srv6 xconnect tunnel summary

Total number of entries: 1 [Installed: 0, Resolved: 1, Unresolved: 0]

OcNOS#show evpn srv6 xconnect tunnel sid
EVPN-SRV6 Network tunnel SID's
Evpn service type: ELINE
EVI-NAME: NA
PE IP: 2001::2
Status: Resolved
Xconnect information
Local Ethernet Tag Id: 70
Local UC-SID: 2981:40:a1:0:2::
Remote Ethernet Tag Id: 80
Remote UC-SID: 2981:40:a2:0:2::
Tunnel policy mapped: --

Total number of entries are 1

OcNOS#show evpn srv6 xconnect
EVPN Xconnect Info
=====
AC-AC: Local-Cross-connect
AC-NW: Cross-connect to Network
AC-UP: Access-port is up
AC-DN: Access-port is down
NW-UP: Network is up
```

NW-DN: Network is down
 NW-SET: Network and AC both are up

```

Local                               Remote           Connection-Details
=====
=
VPN-ID      EVI-Name      MTU   VPN-ID      Source      Destination
PE-IP      MTU   Type   NW-Status
=====
=
70          ----          1500  80          xe7.100     --- Single Homed Port -
--          2001::2       1500  AC-NW  NW-SET

```

Total number of entries are 1

show running-config evpn srv6

Use this command to display the current running configuration of EVPN SRV6.

Command Syntax

```
show running-config evpn srv6
```

Parameters

None

Command Mode

Exec mode

Applicability

This command was introduced in OcNOS version 6.1.0.

Example

```
OcNOS#
OcNOS#show evpn srv6 xconnect
id      tunnel
OcNOS#show evpn srv6 xconnect tunnel summary

Total number of entries: 1 [Installed: 0, Resolved: 1, Unresolved: 0]

OcNOS#show evpn srv6 xconnect tunnel sid
EVPN-SRV6 Network tunnel SID's
Evpn service type: ELINE
EVI-NAME: NA
PE IP: 2001::2
Status: Resolved
Xconnect information
Local Ethernet Tag Id: 70
Local UC-SID: 2981:40:a1:0:2::
Remote Ethernet Tag Id: 80
Remote UC-SID: 2981:40:a2:0:2::
Tunnel policy mapped: --

Total number of entries are 1

OcNOS#show evpn srv6 xconnect
EVPN Xconnect Info
=====
AC-AC: Local-Cross-connect
AC-NW: Cross-connect to Network
AC-UP: Access-port is up
AC-DN: Access-port is down
NW-UP: Network is up
NW-DN: Network is down
NW-SET: Network and AC both are up

Local                               Remote           Connection-Details
```

```
=====
=====
=
VPN-ID      EVI-Name      MTU  VPN-ID      Source      Destination
PE-IP      MTU   Type  NW-Status
=====
=
70          -----      1500  80          xe7.100     --- Single Homed Port -
--         2001::2      1500  AC-NW  NW-SET
```

Total number of entries are 1

show segment-routing srv6 services evpn

Use this command to display evpn srv6 service information and also mapped transport information.

Command Syntax

```
show segment-routing srv6 services (l3vpn( (vrf WORD) | ) | evpn ((id ID)|) |)
```

Parameters

evpn	Ethernet VPN
id	evpn instance identifier
ID	evpn vpws id

Command Mode

Exec mode

Applicability

This command was introduced in OcNOS version 6.1.0.

Example

```
PE1#show segment-routing srv6 services evpn
Status codes: > - installed, * - selected, T - Uses service-mapped tunnel
Service Flags vrf      local-evpn-id  remote-evpn-id  SID
Nexthop              SRv6-Policy-Name
ELINE >      vrf1      70              80              2981:40:a2:0:2::
2001::2              None
PE1#show segment-routing srv6 services evpn ?
  id  evpn instance identifier
  |   Output modifiers
  >   Output redirection
  <cr>

PE1#show segment-routing srv6 services evpn id ?
  ID  evpn vpws id

PE1#show segment-routing srv6 services evpn id 70
Status codes: > - installed, * - selected, T - Uses service-mapped tunnel
Service Flags vrf      local-evpn-id  remote-evpn-id  SID
Nexthop              SRv6-Policy-Name
ELINE *      vrf1      70              80              2981:40:a2:0:2::
2001::2              None
PE1#
```

CHAPTER 10 On-Demand Nexthop Commands

This chapter describes the segment routing on demand nexthop commands.

- [A.B.C.D \(IP constraints\)](#)
- [affinity](#)
- [binding-sid mpls label](#)
- [candidate-path](#)
- [constraints](#)
- [cspf-retry-interval](#)
- [cspf-retry-limit](#)
- [dynamic-path](#)
- [exit-odn-cp](#)
- [exit-sr-odn](#)
- [metric-type](#)
- [on-demand-nexthop](#)
- [preference](#)
- [show segment-routing policy](#)

A.B.C.D (IP constraints)

Use this command to set IP constraints for a dynamic candidate path. Use the no form of this command to remove an IP constraint from a dynamic candidate path.

Command Syntax

```
A.B.C.D (loose|strict|)
no A.B.C.D
```

Parameters

loose	Make this constraint loose
strict	Make this constraint strict

Default

By default, IP constraint is considered as loose.

Command Mode

ODN Candidate path constraint mode

Applicability

This command was introduced in OcNOS version 6.2.0.

Example

```
OcNOS#conf t
OcNOS (config)#segment-routing
OcNOS (config-sr)#traffic-engineering
OcNOS (config-sr-te)#on-demand-nexthop 101
OcNOS (config-sr-odn)#candidate-path 1
OcNOS (config-sr-odn-cp)#constraints
OcNOS (config-sr-odn-dyn-cp-cons)#1.1.1.1 loose
OcNOS (config-sr-odn-dyn-cp-cons)#end
```

affinity

Use this command to set a set affinity constraints for a dynamic candidate path.

Use the no form of this command to remove affinity constraints from a dynamic candidate path.

Command Syntax

```
affinity (exclude-any|incude-all|include-any) ADMIN-GROUP-NAME
no affinity (exclude-any|incude-all|include-any) ADMIN-GROUP-NAME
```

Parameters

exclude-any	Exclude any attribute
include-all	Include all attribute
include-any	Include any attribute
ADMIN-GROUP-NAME	Administrative group name

Default

By default, no affinity constraint is configured.

Command Mode

ODN Candidate path constraint mode

Applicability

This command was introduced in OcNOS version 6.2.0.

Example

```
OcNOS (config) #
OcNOS (config) #segment-routing
OcNOS (config-sr) #traffic-engineering
OcNOS (config-sr-te) #on-demand-nexthop 101
OcNOS (config-sr-odn) #candidate-path 1
OcNOS (config-sr-odn-cp) #constraints
OcNOS (config-sr-odn-dyn-cp-cons) #affinity include-all a1
OcNOS (config-sr-odn-dyn-cp-cons) #
```

binding-sid mpls label

Use this command to configure binding SID MPLS label value for a segment routing ODN template. Use the no form of this command to remove a binding SID

Command Syntax

```
binding-sid mpls label  
no binding-sid mpls label
```

Parameters

<16-15999> MPLS Label

Default

By default, binding SID is not configured.

Command Mode

RSVP trunk mode
Segment routing policy mode
ODN mode

Applicability

This command was introduced in OcNOS version 6.2.0.

Example

```
OcNOS (config) #segment-routing  
OcNOS (config-sr) #traffic-engineering  
OcNOS (config-sr-te) #on-demand-nexthop 101  
OcNOS (config-sr-odn) #binding-sid mpls label 16  
OcNOS (config-sr-odn) #
```

candidate-path

Use this command to configure a candidate path for a segment routing policy.

Use the no form of this command to remove a candidate path from a segment routing policy

Command Syntax

```
candidate-path <1-65535>
no candidate-path <1-65535>
```

Parameters

<1-65535> Identifier for candidate path

Default

By default, no candidate path is configured.

Command Mode

Segment routing ODN template mode

Applicability

This command was introduced in OcNOS version 4.0.

Example

```
OcNOS (config) #segment-routing
OcNOS (config-sr) #traffic-engineering
OcNOS (config-sr-te) #on-demand-nexthop 101
OcNOS (config-sr-odn) #candidate-path 11
OcNOS (config-sr-odn-cp) #
```

constraints

Use this command to set constraints for a dynamic candidate path.

Use the no form of this command to remove constraints from a dynamic candidate path.

Command Syntax

```
constraints
no constraints
```

Parameters

NA

Default

By default, constraints is not configured.

Command Mode

Candidate path mode

Applicability

This command was introduced in OcNOS version 6.2.0.

Example

```
OcNOS (config) #segment-routing
OcNOS (config-sr) #traffic-engineering
OcNOS (config-sr-te) #on-demand-nexthop 101
OcNOS (config-sr-odn) #candidate-path 11
OcNOS (config-sr-odn-cp) #constraints
```

cspf-retry-interval

Use this command to set the retry interval for two successive ISIS/OSPF CSPF computation for a candidate path.

Use the no form of this command to remove the CSPF retry interval

Command Syntax

```
cspf-retry-interval <1-600>
no cspf-retry-interval
```

Parameters

<1-600> Time in seconds between successive retries

Default

By default, the retry interval is 10 seconds

Command Mode

Segment-routing ODN mode

Applicability

This command was introduced in OcNOS version 6.2.0.

Example

```
OcNOS (config) #segment-routing
OcNOS (config-sr) #traffic-engineering
OcNOS (config-sr-te) #on-demand-nexthop 101
OcNOS (config-sr-odn) #cspf-retry-interval 44
OcNOS (config-sr-odn) #
```

cspf-retry-limit

Use this command to set the number of retries for ISIS/OSPF CSPF computation for a candidate path. Use the no form of this command to set the CSPF retry limit to its default (100).

Note: CSPF computation engine will compute cspf for a requested path after each retry interval until this limit is reached.

Command Syntax

```
cspf-retry-limit <1-65535>
no cspf-retry-limit
```

Parameters

<1-65535> Number of times CSPF should retry

Default

By default, the retry limit is 100

Command Mode

Segment-routing ODN mode

Applicability

This command was introduced in OcNOS version 6.2.0.

Example

```
OcNOS (config) #segment-routing
OcNOS (config-sr) #traffic-engineering
OcNOS (config-sr-te) #on-demand-nexthop 101
OcNOS (config-sr-odn) #cspf-retry-limit 44
OcNOS (config-sr-odn) #
```

dynamic-path

Use this command to set a candidate path as a dynamic path and request the computation engine to compute LSP.

Use the no form of this command to remove a dynamic path type and computation engine from a candidate path

Note: Candidate path type or computation engine cannot be updated

Command Syntax

```
dynamic-path (isis (WORD|) | ospf (|)| pcep)
no dynamic-path (isis (WORD|) | (ospf |)| pcep)
```

Parameters

isis	Request ISIS WORD ISIS instance name
ospf	Request OSPF OSPF process identifier
pcep	Request PCEP

Default

By default, path type is not set and no computation engine is attached.

Command Mode

ODN Candidate path mode

Example

```
OcNOS(config)#
OcNOS(config)#segment-routing
OcNOS(config-sr)#traffic-engineering
OcNOS(config-sr-te)#on-demand-nexthop 101
OcNOS(config-sr-odn)#candidate-path 1
OcNOS(config-sr-odn-cp)#dynamic-path isis 1
OcNOS(config-sr-odn-cp)#
```

exit-odn-cp

Use this command to leave segment routing on-demand-nexthop candidate-path mode.

Command Syntax

```
exit-odn-cp
```

Parameters

None

Default

NA

Command Mode

Segment-routing ODN Candidate-path mode

Applicability

This command was introduced in OcNOS version 6.2.0.

Example

```
OcNOS (config) #  
OcNOS (config) #segment-routing  
OcNOS (config-sr) #traffic-engineering  
OcNOS (config-sr-te) #on-demand-nexthop 101  
OcNOS (config-sr-odn) #candidate-path 1  
OcNOS (config-sr-odn-cp) #exit-odn-cp  
OcNOS (config-sr-odn) #  
OcNOS (config-sr-odn) #
```

exit-sr-odn

Use this command to leave segment routing on-demand-nexthop mode.

Command Syntax

```
exit-sr-odn
```

Parameters

None

Default

NA

Command Mode

Segment-routing ODN mode

Applicability

This command was introduced in OcNOS version 6.2.0.

Example

```
OcNOS (config) #segment-routing
OcNOS (config-sr) #traffic-engineering
OcNOS (config-sr-te) #on-demand-nexthop 101
OcNOS (config-sr-odn) #exit-sr-odn
OcNOS (config-sr-te) #
```

metric-type

Use this command to set a metric-type for optimization objective.

Use the no form of this command to remove a metric type from a dynamic candidate path.

Command Syntax

```
metric-type (igp|te) (bound |)
no metric-type (igp|te)
```

Parameters

igp	IGP metric
te	TE metric
bound	Maximum allowed metric for computed path
<1- 4294967295>	Maximum allowed metric value

Default

By default, no metric and bound is configured.

Command Mode

Candidate path constraint mode

Applicability

This command was introduced in OcNOS version 6.2.0.

Example

```
OcNOS(config)#
OcNOS(config)#segment-routing
OcNOS(config-sr)#traffic-engineering
OcNOS(config-sr-te)#on-demand-nexthop 101
OcNOS(config-sr-odn)#candidate-path 1
OcNOS(config-sr-odn-cp)#dynamic-path pcep
OcNOS(config-sr-odn-cp)#constraints
OcNOS(config-sr-odn-dyn-cp-cons)#metric-type igp
```

on-demand-nexthop

Use this command to configure a ODN template with color.

Use the no form of the command to remove an ODN template

Command Syntax

```
on-demand-nexthop <1-4294967295>  
no on-demand-nexthop
```

Parameters

<1-4294967295> color value for the ODN template

Default

By default, ODN template is not configured.

Command Mode

Traffic-engineering mode

Applicability

This command was introduced in OcNOS version 6.2.0.

Example

```
OcNOS (config) #segment-routing  
OcNOS (config-sr) #traffic-engineering  
OcNOS (config-sr-te) #on-demand-nexthop 101  
OcNOS (config-sr-odn) #  
OcNOS (config-sr-odn) #
```

preference

Use this command to set a preference value for an ODN candidate path.

Use the no form of this command to remove a preference value from an ODN candidate path.

Command Syntax

```
preference <1-65535>
no preference
```

Parameters

<1-65535> Preference for candidate path.

Default

By default, preference value is 100 for a candidate path.

Command Mode

ODN Candidate path mode

Applicability

This command was introduced in OcNOS version 6.2.0.

Example

```
OcNOS (config) #segment-routing
OcNOS (config-sr) #traffic-engineering
OcNOS (config-sr-te) #on-demand-nexthop 101
OcNOS (config-sr-odn) #candidate-path 1
OcNOS (config-sr-odn-cp) #preference 111
OcNOS (config-sr-odn-cp) #
```

show segment-routing policy

Use this command to display segment routing policy information for both configured SR-policy and ODN created Policy.

Command Syntax

Use this command to display basic/detailed information for all SR policies:

```
show segment-routing policy (detail|)
```

Use this command to check details of a particular policy or a particular candidate path:

```
show segment-routing policy WORD (candidate-path origin (local|pce)|)
```

Use this command to check if a policy has candidate-paths with the given origin:

```
show segment-routing policy candidate-path origin (local|pce)
```

Parameters

detail	Display details of segment routing policies
WORD	Segment routing policy name
<1-4294967295>	Candidate-path identifier
local	Locally originated candidate path
pce	PCE originated candidate path

Command Mode

Privileged Exec mode

Applicability

This command was introduced in OcNOS version 6.2.0.

Example

```
OcNOS#
rtr29#show segment-routing policy detail

Policy-Name: policy_odn_1_1_45.45.45.45   Color 1   End-point 45.45.45.45
Tunnel-ID: 1
Admin-Status: UP      Oper-Status: UP for 00:02:23
State Transition Count: 1
CSPF Retry Limit: 100   CSPF Retry Interval: 10
ODN-Policy: True
Binding SID :
BSID: 0
Alloc mode: Dynamic
Oper State: Programmed

CP ID: 1, Active
Preference: 100   Path Type: Dynamic(isis)   CP Origin: Local
CP state: Valid
Segment List:
Total no. of segments: 1
```

```
Segment0[LABEL]: Label :16045
Out-if: xe7          Out-label-stack: 3
Computed TE Metric: 10
Attributes:
  Configured:
    Affinity:
    Metric-type: TE
    IP Constraints:
```

Path Computation Element Communication Protocol Configuration

CHAPTER 1 BGP Link-State and PCEP Configuration

This chapter contains configurations for Path Computation Element Protocol (PCEP) and the BGP Link-State capability.

BGP-LS

BGP-LS describes a mechanism by which Link-State (LS) and Traffic Engineering (TE) information from IGP can be collected from networks and shared with external components using BGP. This is achieved using a new BGP Network Layer Reachability Information (NLRI) encoding format. The mechanism is applicable to physical and virtual links. Applications of this technique include Application-Layer Traffic Optimization (ALTO) servers and Path Computation Elements (PCEs). These components, while external to the network, require network state information on a real time basis. Specifically, they require link-state database information of each IGP node (OSPF) from the entire network. The BGP protocol is used to collect the necessary information and to share with the external components – this is achieved using a NLRI encoding format.

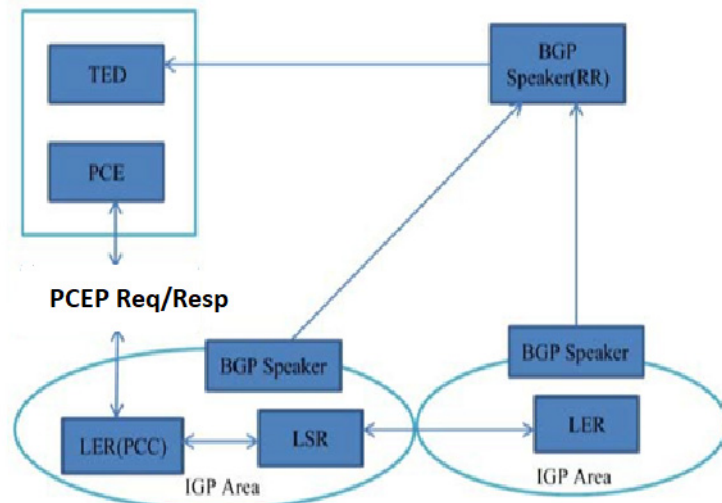


Figure 1-1: BGP-LS Architecture

BGP uses AFI (16388) and SAFI (71) for distributing the Link state and Traffic engineering information.

It uses Link State NLRI that describes links, nodes, and prefixes comprised of IGP link-state information. A new BGP path attribute called BGP-LS attribute is defined to carry the link, node, prefix properties, and attributes like link and prefix metric or auxiliary Router-IDs of nodes

PCEP

A Path Computation Element (PCE) is an entity (component, application, or network node) that is capable of computing a network path or route based on a network graph and applying computational constraints. A Path Computation Client (PCC) is any client application requesting a path computation to be performed by a PCE. A Path Computation Element supports requests for path computation issued by a Path Computation Client.

The PCE operates on a network graph in order to compute paths based on the path computation request(s) issued by the PCC(s). The path computation request will include the source and destination of the paths to be computed and a

set of constraints to be applied during the computation, and it may also include an objective function. The PCE response includes the computed paths or the reason for a failed computation.

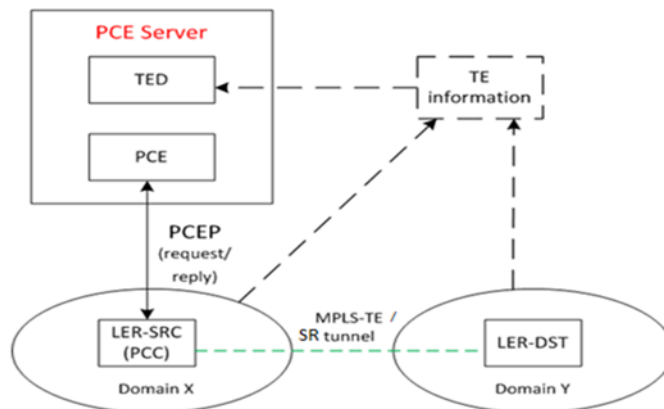


Figure 1-2: PCEP Architecture

Topology

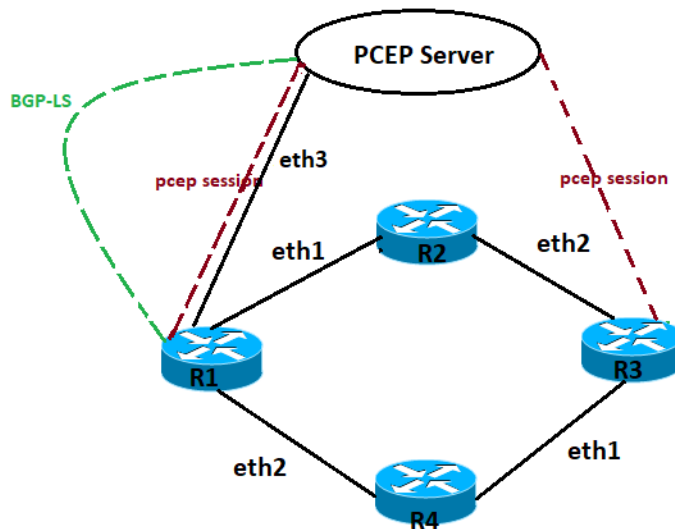


Figure 1-3: PCEP and BGP configuration topology

Configuration for PCEP AND BGP-LS

R1

R1#configure terminal	Enter configure mode.
R1(config)#interface lo	Enter interface mode.

R1(config-if)#ip address 1.1.1.1/32 secondary	Configure the IP address of the interface.
R1(config-if)#ip router isis 1	Make the interface part of the router ISIS 1 instance.
R1(config-if)# prefix-sid absolute 16001 no- php	Configure prefix SID absolute value.
R1(config-if)#exit	Exit interface mode.
R1(config)#interface eth1	Enter interface mode.
R1(config-if)#ip address 11.1.1.1/24	Configure the IP address of the interface.
R1(config-if)#ip router isis 1	Make the interface part of the router ISIS 1 instance.
R1(config-if)#isis network point-to-point	ISIS network type as point-to-point
R1(config-if)#label-switching	Enable label switching.
R1(config)#interface eth2	Enter interface mode.
R1(config-if)#ip address 12.1.1.1/24	Configure the IP address of the interface.
R1(config-if)#ip router isis 1	Make the interface part of the router ISIS 1 instance.
R1(config-if)#label-switching	Enable label switching.
R1(config-if)#isis network point-to-point	ISIS network type as point-to-point
R1(config-if)#exit	Exit interface mode.
R1(config)#interface eth3	Enter interface mode.
R1(config-if)#ip address 20.1.1.1/24	Configure the IP address of the interface towards PCE
R1(config-if)#ip router isis 1	Make the interface part of the router ISIS 1 instance.
R1(config-if)#label-switching	Enable label switching.
R1(config-if)#isis network point-to-point	Network type as point-to-point
R1(config-if)#exit	Exit interface mode.
R1(config)#router isis 1	Set the routing process ID .
R1(config-router)#is-type level-1	Configure is-type.
R1(config-router)#distribute bgp-ls	Link State distribution to BGP
R1(config-router)#metric-style wide level-1	Configure metric style as wide.
R1(config-router)# net 49.0001.0000.0000.0011.00	Configure Network entity title (NET).
R1(config-router)#mpls traffic-eng router-id 1.1.1.1	Enable MPLS Traffic Engineering under router process.
R1(config-router)#mpls traffic-eng level-1	Enable MPLS Traffic Engineering as level-1.
R1(config-router)# capability cspf	Enable CSPF capability under ISIS 1 process.
R1(config-router)# isis segment-routing global block 16000 19999	SRGB Starting and End Range
R1(config-router)#segment-routing mpls	Enable segment routing under router process.
R1(config-router)#exit	Exit router mode.
R1(config)# router bgp 100	Configure router BGP in AS 100
R1(config-router)# bgp router-id 1.1.1.1	Router identifier for BGP
R1(config-router)# neighbor 33.33.33.33 remote-as 100	Configure neighbor in remote-as 100
R1(config-router)# neighbor 33.33.33.33 update-source lo	Configure neighbor with update-source loopback

R1(config-router)# address-family link-state link-state	Enter link-state Address family mode
R1(config-router-af)# neighbor 33.33.33.33 activate	Activate PCE neighbor
R1(config-router-af)# exit-address-family	Exit from Address Family configuration mode
R1(config-router)#exit	Exit router mode.
R1(config)# pce configuration 1	Configure Path Computation Client with entity 1
R1(config-pcep)#capability	Enter capabilities submode
R1(config-pcep-cap)#segment-routing pcep	Segment routing capability for PCE
R1(config-pcep-cap)# pce instantiation	PCE Initiated LSP Instantiation
R1(config-pcep-cap)# exit-capability	Exit from PCEP Entity Capability mode
R1(config-pcep)# update-source 1.1.1.1	Source of routing updates
R1(config-pcep)# peer-address ipv4 33.33.33.33	Configure peer address
R1(config-pcep)# exit	Exit PCEP mode.

R2

R2#configure terminal	Enter configure mode.
R2(config)#interface lo	Enter interface mode.
R2(config-if)#ip address 2.2.2.2/32 secondary	Configure the IP address of the interface.
R2(config-if)#ip router isis 1	Make the interface part of the router ISIS 1 instance.
R2(config-if)# prefix-sid absolute 16002 no-php	Configure prefix SID absolute value.
R2(config-if)#exit	Exit interface mode.
R2(config)#interface eth1	Enter interface mode.
R2(config-if)#ip address 11.1.1.2/24	Configure the IP address of the interface.
R2(config-if)#ip router isis 1	Make the interface part of the router ISIS 1 instance.
R2(config-if)#isis network point-to-point	ISIS network type as point-to-point
R2(config-if)#label-switching	Enable label switching.
R2(config)#interface eth2	Enter interface mode.
R2(config-if)#ip address 6.1.1.1/24	Configure the IP address of the interface.
R2(config-if)#ip router isis 1	Make the interface part of the router ISIS 1 instance.
R2(config-if)#label-switching	Enable label switching.
R2(config-if)#isis network point-to-point	ISIS network type as point-to-point
R2(config-if)#exit	Exit interface mode.
R2(config)#router isis 1	Set the routing process ID .
R2(config-router)#is-type level-1	Configure is-type.
R2(config-router)#metric-style wide level-1	Configure metric style as wide.
R2(config-router)# net 49.0001.0000.0000.0022.00	Configure Network entity title (NET).
R2(config-router)#mpls traffic-eng router-id 2.2.2.2	Enable MPLS Traffic Engineering under router process.

R2(config-router)#mpls traffic-eng level-1	Enable MPLS Traffic Engineering as level-1.
R2(config-router)# capability cspf	Enable CSPF capability under ISIS 1 process.
R2(config-router)# isis segment-routing global block 16000 19999	SRGB Starting and End Range
R2(config-router)#segment-routing mpls	Enable segment routing under router process.
R2(config-router)#exit	Exit router mode.

R3

R3#configure terminal	Enter configure mode.
R3(config)#interface lo	Enter interface mode.
R3(config-if)#ip address 3.3.3.3/32 secondary	Configure the IP address of the interface.
R3(config-if)#ip router isis 1	Make the interface part of the router ISIS 1 instance.
R3(config-if)# prefix-sid absolute 16003 no- php	Configure prefix SID absolute value.
R3(config-if)#exit	Exit interface mode.
R3(config)#interface eth1	Enter interface mode.
R3(config-if)#ip address 9.1.1.2/24	Configure the IP address of the interface.
R3(config-if)#ip router isis 1	Make the interface part of the router ISIS 1 instance.
R3(config-if)#isis network point-to-point	ISIS network type as point-to-point
R3(config-if)#label-switching	Enable label switching.
R3(config)#interface eth2	Enter interface mode.
R3(config-if)#ip address 6.1.1.2/24	Configure the IP address of the interface.
R3(config-if)#ip router isis 1	Make the interface part of the router ISIS 1 instance.
R3(config-if)#label-switching	Enable label switching.
R3(config-if)#isis network point-to-point	ISIS network type as point-to-point
R3(config-if)#exit	Exit interface mode.
R3(config)#router isis 1	Set the routing process ID .
R3(config-router)#is-type level-1	Configure is-type.
R3(config-router)#distribute bgp-ls	Link State distribution to BGP
R3(config-router)#metric-style wide level-1	Configure metric style as wide.
R3(config-router)# net 49.0001.0000.0000.0033.00	Configure Network entity title (NET).
R3(config-router)#mpls traffic-eng router-id 3.3.3.3	Enable MPLS Traffic Engineering under router process.
R3(config-router)#mpls traffic-eng level-1	Enable MPLS Traffic Engineering as level-1.
R3(config-router)# capability cspf	Enable CSPF capability under ISIS 1 process.
R3(config-router)# isis segment-routing global block 16000 19999	SRGB Starting and End Range
R3(config-router)#segment-routing mpls	Enable segment routing under router process.
R3(config-router)#exit	Exit router mode.
R3(config)# pce configuration 1	Configure Path Computation Client

R3(config-pcep)#capability	Specify capabilities of entity
R3(config-pcep-cap)#segment-routing pcep	Segment routing for PCE
R3(config-pcep-cap)# pce instantiation	PCE Initiated LSP Instantiation
R3(config-pcep-cap)# exit-capability	Exit from PCEP Entity Capability mode
R3(config-pcep)# update-source 3.3.3.3	Source of routing updates
R3(config-pcep)# peer-address ipv4 33.33.33.33	Configure peer address
R3(config-pcep)# exit	Exit PCEP mode.

R4

R4#configure terminal	Enter configure mode.
R4(config)#interface lo	Enter interface mode.
R4(config-if)#ip address 4.4.4.4/32 secondary	Configure the IP address of the interface.
R4(config-if)#ip router isis 1	Make the interface part of the router ISIS 1 instance.
R4(config-if)# prefix-sid absolute 16004 no- php	Configure prefix SID absolute value.
R4(config-if)#exit	Exit interface mode.
R4(config)#interface eth1	Enter interface mode.
R4(config-if)#ip address 9.1.1.1/24	Configure the IP address of the interface.
R4(config-if)#ip router isis 1	Make the interface part of the router ISIS 1 instance.
R4(config-if)#isis network point-to-point	ISIS network type as point-to-point
R4(config-if)#label-switching	Enable label switching.
R4(config)#interface eth2	Enter interface mode.
R4(config-if)#ip address 12.1.1.2/24	Configure the IP address of the interface.
R4(config-if)#ip router isis 1	Make the interface part of the router ISIS 1 instance.
R4(config-if)#label-switching	Enable label switching.
R4(config-if)#isis network point-to-point	ISIS network type as point-to-point
R4(config-if)#exit	Exit interface mode.
R4(config)#router isis 1	Set the routing process ID .
R4(config-router)#is-type level-1	Configure is-type.
R4(config-router)#metric-style wide level-1	Configure metric style as wide.
R4(config-router)# net 49.0001.0000.0000.0044.00	Configure Network entity title (NET).
R4(config-router)#mpls traffic-eng router-id 4.4.4.4	Enable MPLS Traffic Engineering under router process.
R4(config-router)#mpls traffic-eng level-1	Enable MPLS Traffic Engineering as level-1.
R4(config-router)# capability cspf	Enable CSPF capability under ISIS 1 process.
R4(config-router)# isis segment-routing global block 16000 19999	SRGB Starting and End Range
R4(config-router)#segment-routing mpls	Enable segment routing under router process.
R4(config-router)#exit	Exit router mode.

Validation

For PCEP Peer:

```
R1#show pcep peer
```

```
=====
Path Computation Client Connection Details :
=====
```

```
PCEP entity id : 1
=====
```

```
Peer Info
-----
```

```
PCE Server IP           : 33.33.33.33
PCEP Source IP          : 1.1.1.1
PCEP Local session-id   : 2
PCEP Remote session-id  : 0
Session Connect Retry   : 0
Session Connect due in  : 0 sec
OpenRetry                : 0
Open wait due in        : 0 sec
Keep wait due in        : 0 sec
Keep alive timer due in : 3 sec
Peer Keep-alive value   : 30 sec
Peer Dead timer value   : 120 sec
Peer Dead timer due in  : 93 sec
Peer Overloaded         : No
Peer Overload due in    : 0 sec
LocalOK                  : 1
RemoteOK                 : 1
Max unknown messages    : 0
FSM State                : Up
Total FSM State changes : 4
Peer Up time            : 00:02:26
Flap Limit Timer value  : 300 Sec
Local Capabilities :
  Stateful PCE Capability : Yes
  LSP Instantiation       : Yes
  SR PCE Capability       : Yes
Remote Capabilities :
  Stateful PCE Capability : Yes
  LSP Update Capability   : Yes
  LSP Instantiation       : Yes
  SR PCE Capability       : Yes
```

```
R1# show pcep statistics
```

```
=====
Path Computation Client Statistics Details :
=====
```

```

=====
Entity Index          : 1
PCE Server IP        : 33.33.33.33
Open sent             : 2
Open recv             : 2
Path request sent    : 0
Path response recv   : 0
Path report sent     : 2
Path update recv     : 0
Path initiate recv   : 0
Error Sent           : 0
Error received       : 0
Notification Sent    : 0
Notification received: 0
Keepalive Sent       : 23
Keepalive received   : 20
Unknown recv        : 0
Corrupt recv        : 0
Request cancelled    : 0
Request rejected     : 0
Request Timed out   : 0
Request comp failed  : 0
Request with reply   : 0

```

R3#show pcep peer

```

=====
Path Computation Client Connection Details :
=====

```

PCEP entity id : 1

```

=====
Peer Info
-----

```

```

PCE Server IP          : 33.33.33.33
PCEP Source IP        : 3.3.3.3
PCEP Local session-id : 3
PCEP Remote session-id : 0
Session Connect Retry  : 0
Session Connect due in : 0 sec
OpenRetry              : 0
Open wait due in      : 0 sec
Keep wait due in      : 0 sec
Keep alive timer due in : 26 sec
Peer Keep-alive value  : 30 sec
Peer Dead timer value  : 120 sec
Peer Dead timer due in : 116 sec
Peer Overloaded        : No
Peer Overload due in   : 0 sec

```

```

LocalOK                : 1
RemoteOK               : 1
Max unknown messages   : 0
FSM State              : Up
Total FSM State changes : 5
Peer Up time           : 00:03:03
Flap Limit Timer value : 300 Sec
Local Capabilities :
  Stateful PCE Capability : Yes
  LSP Instantiation       : Yes
  SR PCE Capability       : Yes
Remote Capabilities :
  Stateful PCE Capability : Yes
  LSP Update Capability   : Yes
  LSP Instantiation       : Yes
  SR PCE Capability       : Yes

```

For BGP-LS:

```

R1#show bgp link-state link-state summary
BGP router identifier 1.1.1.1, local AS number 100
BGP table version is 28
0 BGP AS-PATH entries
0 BGP community entries

```

Neighbor	V	AS	MsgRcv	MsgSen	TblVer	InQ	OutQ	Up/Dow
33.33.33.33	4	100	39	177	28	0	0	00:07:20
0								

Total number of neighbors 1

Total number of Established sessions 1

R1#

R1#show bgp link-state link-state

BGP router identifier 1.1.1.1, local AS number 100

Origin codes: i - IGP, e - EGP

Prefix codes: E link, V node, T IP reachable route, I Identifier

N local node, R remote node, L link, P prefix

L1/L2 ISIS level-1/level-2, O OSPF, a area-ID,

c confed-ID/ASN, b bgp-identifier, r router-ID,

i if-address, n nbr-address, o OSPF Route-type,

p IP-prefix, d designated router address, s ISO-ID

```

[V] [L1] [I0x1] [N[c100] [b1.1.1.1] [s0000.0000.0011.00]]/208
[V] [L1] [I0x1] [N[c100] [b1.1.1.1] [s0000.0000.0022.00]]/208
[V] [L1] [I0x1] [N[c100] [b1.1.1.1] [s0000.0000.0022.01]]/208
[V] [L1] [I0x1] [N[c100] [b1.1.1.1] [s0000.0000.0033.00]]/208
[V] [L1] [I0x1] [N[c100] [b1.1.1.1] [s0000.0000.0044.00]]/208
[V] [L1] [I0x1] [N[c100] [b1.1.1.1] [s0000.0000.2222.00]]/208
[E] [L1] [I0x1] [N[c100] [b1.1.1.1] [s0000.0000.0011.00]] [R[c100] [b1.1.1.1] [s0000.000
0.0022.00]] [L[i11.1.1.1] [n11.1.1.2]]/328

```

```
[E] [L1] [I0x1] [N[c100] [b1.1.1.1] [s0000.0000.0011.00]] [R[c100] [b1.1.1.1] [s0000.0000.0044.00]] [L[i12.1.1.1] [n12.1.1.2]]/328
[E] [L1] [I0x1] [N[c100] [b1.1.1.1] [s0000.0000.0011.00]] [R[c100] [b1.1.1.1] [s0000.0000.0.2222.00]] [L[i20.1.1.1] [n20.1.1.2]]/328
[E] [L1] [I0x1] [N[c100] [b1.1.1.1] [s0000.0000.0022.00]] [R[c100] [b1.1.1.1] [s0000.0000.0.0011.00]] [L[i11.1.1.2] [n11.1.1.1]]/328
[E] [L1] [I0x1] [N[c100] [b1.1.1.1] [s0000.0000.0022.01]] [R[c100] [b1.1.1.1] [s0000.0000.0.0011.00]]/264
[E] [L1] [I0x1] [N[c100] [b1.1.1.1] [s0000.0000.0022.01]] [R[c100] [b1.1.1.1] [s0000.0000.0.0022.00]]/264
[E] [L1] [I0x1] [N[c100] [b1.1.1.1] [s0000.0000.0033.00]] [R[c100] [b1.1.1.1] [s0000.0000.0.0044.00]] [L[i9.1.1.2] [n9.1.1.1]]/328
[E] [L1] [I0x1] [N[c100] [b1.1.1.1] [s0000.0000.0044.00]] [R[c100] [b1.1.1.1] [s0000.0000.0.0011.00]] [L[i12.1.1.2] [n12.1.1.1]]/328
[E] [L1] [I0x1] [N[c100] [b1.1.1.1] [s0000.0000.0044.00]] [R[c100] [b1.1.1.1] [s0000.0000.0.0033.00]] [L[i9.1.1.1] [n9.1.1.2]]/328
[E] [L1] [I0x1] [N[c100] [b1.1.1.1] [s0000.0000.2222.00]] [R[c100] [b1.1.1.1] [s0000.0000.0.0011.00]] [L[i20.1.1.2] [n20.1.1.1]]/328
[T] [L1] [I0x1] [N[c100] [b1.1.1.1] [s0000.0000.0011.00]] [P[p11.1.1.0/24]]/240
[T] [L1] [I0x1] [N[c100] [b1.1.1.1] [s0000.0000.0011.00]] [P[p12.1.1.0/24]]/240
[T] [L1] [I0x1] [N[c100] [b1.1.1.1] [s0000.0000.0011.00]] [P[p20.1.1.0/24]]/240
[T] [L1] [I0x1] [N[c100] [b1.1.1.1] [s0000.0000.0011.00]] [P[p1.1.1.1/32]]/248
[T] [L1] [I0x1] [N[c100] [b1.1.1.1] [s0000.0000.0022.00]] [P[p6.1.1.0/24]]/240
[T] [L1] [I0x1] [N[c100] [b1.1.1.1] [s0000.0000.0022.00]] [P[p11.1.1.0/24]]/240
[T] [L1] [I0x1] [N[c100] [b1.1.1.1] [s0000.0000.0022.00]] [P[p2.2.2.2/32]]/248
[T] [L1] [I0x1] [N[c100] [b1.1.1.1] [s0000.0000.0033.00]] [P[p6.1.1.0/24]]/240
[T] [L1] [I0x1] [N[c100] [b1.1.1.1] [s0000.0000.0033.00]] [P[p9.1.1.0/24]]/240
[T] [L1] [I0x1] [N[c100] [b1.1.1.1] [s0000.0000.0033.00]] [P[p3.3.3.3/32]]/248
[T] [L1] [I0x1] [N[c100] [b1.1.1.1] [s0000.0000.0044.00]] [P[p9.1.1.0/24]]/240
[T] [L1] [I0x1] [N[c100] [b1.1.1.1] [s0000.0000.0044.00]] [P[p12.1.1.0/24]]/240
[T] [L1] [I0x1] [N[c100] [b1.1.1.1] [s0000.0000.0044.00]] [P[p4.4.4.4/32]]/248
[T] [L1] [I0x1] [N[c100] [b1.1.1.1] [s0000.0000.2222.00]] [P[p20.1.1.0/30]]/248
[T] [L1] [I0x1] [N[c100] [b1.1.1.1] [s0000.0000.2222.00]] [P[p33.33.33.33/32]]/248
NLRIs, Total: 31, Node: 6, Link: 10, Prefix: 15
R1#
R1#show bgp neighbors
BGP neighbor is 33.33.33.33, remote AS 100, local AS 100, internal link
  BGP version 4, local router ID 1.1.1.1, remote router ID 33.33.33.33
  BGP state = Established, up for 00:07:43
  Last read 00:00:08, hold time is 90, keepalive interval is 30 seconds
  Neighbor capabilities:
    Route refresh: advertised and received (old and new)
    4-Octet ASN Capability: received
    Address family IPv4 Unicast: advertised
    Address family Link-State Link-State: advertised and received
  Received 40 messages, 0 notifications, 0 in queue
  Sent 177 messages, 1 notifications, 0 in queue
  Route refresh request: received 0, sent 0
  Minimum time between advertisement runs is 5 seconds
  Update source is lo
```

For address family: IPv4 Unicast
BGP table version 1, neighbor version 1
Index 1, Offset 0, Mask 0x2
Community attribute sent to this neighbor (both)
0 accepted prefixes
0 announced prefixes

For address family: Link-State Link-State
BGP table version 28, neighbor version 28
Index 1, Offset 0, Mask 0x2
Community attribute sent to this neighbor (both)
0 accepted prefixes
31 announced prefixes

Connections established 2; dropped 1
Local host: 1.1.1.1, Local port: 35177
Foreign host: 33.33.33.33, Foreign port: 179
Nexthop: 1.1.1.1
Nexthop global: ::
Nexthop local: ::
BGP connection: non shared network
Last Reset: 00:49:08, due to Hold Timer Expired (Notification sent)
Notification Error Message: (Hold Timer Expired/No sub-error code)

CHAPTER 2 BGP Link State with ISIS Segment Routing

This chapter shows configuration of BGP link state with ISIS segment routing.

Overview

Segment Routing (SR) allows a head end node to steer a packet flow along any path. Intermediate per-flow states are eliminated due to source routing. The head end node is said to steer a flow into a Segment Routing Policy (SR Policy). The header of a packet steered in an SR Policy is augmented with the ordered list of segments associated with that SR Policy. This feature is supported for MPLS instantiations.

BGP-LS describes a mechanism by which Link-State (LS) and Traffic Engineering (TE) information from IGPs can be collected from networks and shared with external components using the BGP. This is achieved using a new BGP Network Layer Reachability Information (NLRI) encoding format. The mechanism is applicable to physical and virtual links. Applications of this technique include Path Computation Elements (PCEs). These components, while external to the network, require network state information on a real time basis. Specifically, they require link-state database information of each IGP node from the entire network. BGP protocol is used to collect the necessary information and to share with the external components and this is achieved using a NLRI encoding format.

An NLRI is defined to advertise SR Policy to the headend of that policy. New sub-TLVs for the Tunnel Encapsulation Attribute are defined to carry SR related information.

Note: We recommended using prefix-sid index, when have different SRGB configured on different routers there is very high chance that absolute value may lie outside SRGB and MPLS entries may not get installed, so we should use "prefix-sid index".

Topology

Figure 2-4 shows 6 routers and 1 controller. R1, R2, R3, and R4 belong to AS-100 and R5 and R6 belongs to AS-200, Controller belongs to AS-300 R1 and R2 has an iBGP (BGP-LS) session with R3. R3 and R5 have an eBGP session with the controller with BGP-LS.

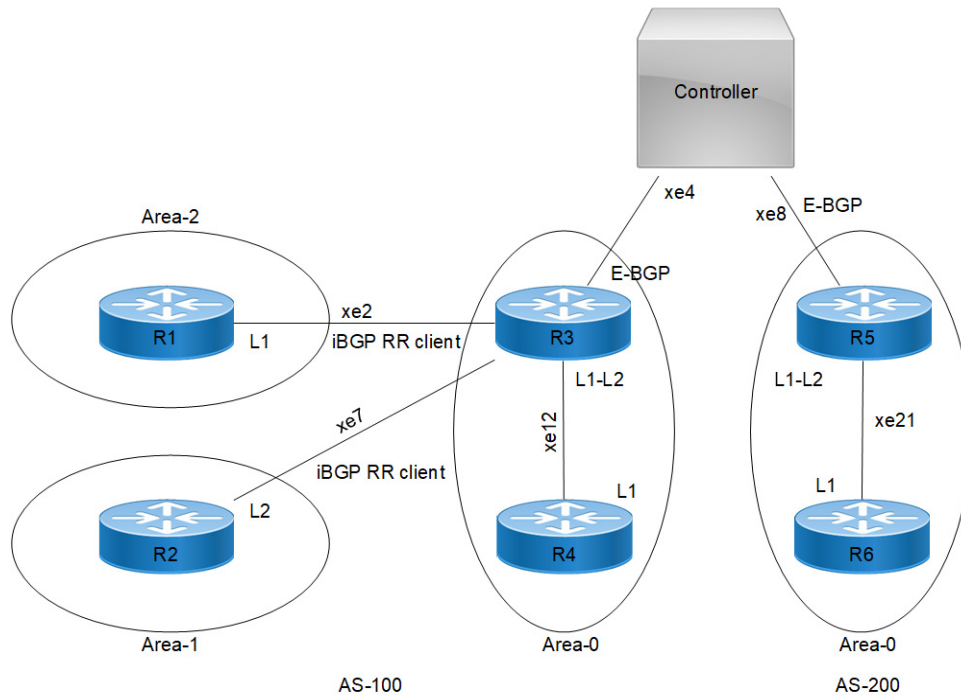


Figure 2-4: ISIS segment routing with BGP link state

Configuration

R1: Interface

R1#configure terminal	Enter configure mode
R1 (config)#hostname R1	Configure hostname
R1 (config)#interface lo	Enter interface mode for loopback interface.
R1 (config-if)#ip address 1.1.1.1/32 secondary	Configure IPv4 address.
R1 (config-if)#ip router isis 1	Configure Router-isis.
R1 (config-if)#prefix-sid index 100	Configure Prefix-sid
R1 (config-if)#exit	Exit interface mode
R1 (config)#interface xe2	Enter interface mode for xe2 interface.
R1 (config-if)#ip address 10.1.1.1/24	Configure IPv4 address.
R1 (config-if)# label-switching	Enable label switching

R1(config-if)#ip router isis 1	Configure Router-isis.
R1(config-if)#exit	Exit interface mode

R1: ISIS

R1(config)#router isis 1	Enter ISIS router mode
R1(config-router)#is-type level-1	Configure IS-type.
R1(config-router)#metric-style wide	Configure Metric-style.
R1(config-router)#mpls traffic-eng router-id 1.1.1.1	Configure MPLS TE router-id.
R1(config-router)#mpls traffic-eng level-1	Configure MPLS TE Level-1.
R1(config-router)#isis segment-routing global block 18000 20999	Configure SRGB range.
R1(config-router)#segment-routing mpls	Enabling Segment-Routing.
R1(config-router)#net 49.0000.0000.0000.0001.00	Configure net-id.
R1(config-router)#distribute bgp-ls	Distributing BGP-LS.
R1(config-router)#exit	Exit ISIS router mode

R1: BGP

R1(config)#router bgp 100	Enter BGP router mode
R1(config)#bgp router-id 1.1.1.1	Configure BGP router-id
R1(config-router)#neighbor 3.3.3.3 remote-as 100	Configure neighbor with remote-as.
R1(config-router)#neighbor 3.3.3.3 update-source lo	Configure neighbor with update-source.
R1(config-router)#address-family link-state link-state	Entering link-state link-state address family.
R1(config-router-af)#neighbor 3.3.3.3 activate	Activating Neighbor in link-state link-state address family.
R1(config-router)#exit	Exit BGP router mode

R2: Interface

R2#configure terminal	Enter configure mode
R2(config)#hostname R2	Configure hostname
R2(config)#interface lo	Enter interface mode for loopback interface.
R2(config-if)#ip address 2.2.2.2/32 secondary	Configure IPv4 address.
R2(config-if)#ip router isis 1	Configure Router-isis.
R2(config-if)#prefix-sid index 400	Configure Prefix-sid
R2(config-if)#exit	Exit interface mode
R2(config)#interface xe7	Enter interface mode for xe7 interface.
R2(config-if)#ip address 20.1.1.1/24	Configure IPv4 address.

R2(config-if)#label-switching	Enable lable switching
R2(config-if)#ip router isis 1	Configure Router-isis.
R2(config-if)#exit	Exit interface mode

R2: ISIS

R2(config)#router isis 1	Enter ISIS router mode
R2(config-router)#is-type level-2	Configure IS-type.
R2(config-router)#metric-style wide	Configure Metric-style.
R2(config-router)#mpls traffic-eng router-id 2.2.2.2	Configure MPLS TE router-id.
R2(config-router)#mpls traffic-eng level-2	Configure MPLS TE Level-2.
R2(config-router)#isis segment-routing global block 19000 21999	Configure SRGB range
R2(config-router)#segment-routing mpls	Enabling Segment-Routing.
R2(config-router)#net 49.0001.0000.0000.0002.00	Configure net-id.
R2(config-router)#distribute bgp-ls	Distributing BGP-LS.
R2(config-router)#exit	Exit ISIS router mode

R2: BGP

R2(config)#router bgp 100	Enter BGP router mode
R2(config)#bgp router-id 2.2.2.2	Configure BGP router-id
R2(config-router)#neighbor 3.3.3.3 remote-as 100	Configure neighbor with remote-as.
R2(config-router)#neighbor 3.3.3.3 update-source lo	Configure neighbor with update-source.
R2(config-router)#address-family link-state link-state	Entering link-state link-state address family.
R2(config-router-af)#neighbor 3.3.3.3 activate	Activating Neighbor in link-state link-state address family.
R2(config-router)#exit	Exit BGP router mode

R3: Interface

R3#configure terminal	Enter configure mode
R3(config)#hostname R3	Configure hostname
R3(config)#interface lo	Enter interface mode for loopback interface.
R3(config-if)#ip address 3.3.3.3/32 secondary	Configure IPv4 address.
R3(config-if)#ip router isis 1	Configure Router-isis.
R3(config-if)#prefix-sid index 300	Configure Prefix-sid
R3(config-if)#exit	Exit interface mode
R3(config)#interface xe2	Enter interface mode for xe2 interface.

R3(config-if)#ip address 10.1.1.2/24	Configure IPv4 address.
R3(config-if)#ip router isis 1	Configure Router-isis.
R3(config-if)# label-switching	Enable label switching
R3(config-if)#exit	Exit interface mode
R3(config)#interface xe7	Enter interface mode for xe7 interface.
R3(config-if)#ip address 20.1.1.2/24	Configure IPv4 address.
R3(config-if)#ip router isis 1	Configure Router-isis.
R3(config-if)# label-switching	Enable label switching
R3(config-if)#exit	Exit interface mode
R3(config)#interface xe12	Enter interface mode for xe12 interface.
R3(config-if)#ip address 30.1.1.1/24	Configure IPv4 address.
R3(config-if)# label-switching	Enable label switching
R3(config-if)#ip router isis 1	Configure Router-isis.
R3(config-if)#exit	Exit interface mode
R3(config)#interface xe4	Enter interface mode for xe4 interface.
R3(config-if)#ip address 40.1.1.1/24	Configure IPv4 address.
R3(config-if)# label-switching	Enable label switching
R3(config-if)#exit	Exit interface mode

R3: ISIS

R3(config)#router isis 1	Enter ISIS router mode
R3(config-router)#is-type level-1-2	Configure IS-type.
R3(config-router)#metric-style wide	Configure Metric-style.
R3(config-router)#mpls traffic-eng router-id 3.3.3.3	Configure MPLS TE router-id.
R3(config-router)#mpls traffic-eng level-1	Configure MPLS TE Level-1.
R3(config-router)#mpls traffic-eng level-2	Configure MPLS TE Level-2.
R3(config-router)#isis segment-routing global block 17500 22300	Configure SRGB range.
R3(config-router)#segment-routing mpls	Enabling Segment-Routing.
R3(config-router)#net 49.0000.0000.0000.0003.00	Configure net-id.
R3(config-router)#distribute bgp-ls	Distributing BGP-LS.
R3(config-router)#exit	Exit from router isis mode.

R3: BGP

R3(config)#router bgp 100	Enter BGP router mode
R3(config)#bgp router-id 3.3.3.3	Configure BGP router-id
R3(config-router)#neighbor 1.1.1.1 remote-as 100	Configure neighbor with remote-as.
R3(config-router)#neighbor 1.1.1.1 update-source lo	Configure neighbor with update-source.

R3(config-router)#neighbor 2.2.2.2 remote-as 100	Configure neighbor with remote-as.
R3(config-router)#neighbor 2.2.2.2 update-source lo	Configure neighbor with update-source.
R3(config-router)#address-family link-state link-state	Entering link-state link-state address family.
R3(config-router-af)#neighbor 1.1.1.1 activate	Activating Neighbor in link-state link-state address family.
R3(config-router-af)#neighbor 2.2.2.2 activate	Activating Neighbor in link-state link-state address family.
R3(config-router-af)#exit	Exit from BGP address family mode
R3(config-router)#exit	Exit from bgp router mode
R3(config)#router bgp 100	Enter BGP router mode
R3(config-router)#neighbor 40.1.1.2 remote-as 300	Configure neighbor with remote-as.
R3(config-router)#address-family link-state link-state	Entering link-state link-state address family.
R3(config-router-af)#neighbor 40.1.1.2 activate	Activating Neighbor in link-state link-state address family.
R3(config-router-af)#exit	Exit from BGP address family mode
R3(config-router)#exit	Exit from router bgp mode

R4: Interface

R4#configure terminal	Enter configure mode
R4(config)#hostname R4	Configure hostname
R4(config)#interface lo	Enter interface mode for loopback interface.
R4(config-if)#ip address 4.4.4.4/32 secondary	Configure IPv4 address.
R4(config-if)#ip router isis 1	Configure Router-isis.
R4(config-if)#prefix-sid index 500	Configure Prefix-sid
R4(config-if)#exit	Exit interface mode
R4(config)#interface xe12	Enter interface mode for xe12 interface.
R4(config-if)#ip address 30.1.1.2/24	Configure IPv4 address.
R4(config-if)#label-switching	Enable label switching
R4(config-if)#ip router isis 1	Configure Router-isis.
R4(config-if)#exit	Exit interface mode

R4: ISIS

R4(config)#router isis 1	Enter ISIS router mode
R4(config-router)#is-type level-1	Configure IS-type.
R4(config-router)#metric-style wide	Configure Metric-style.
R4(config-router)#mpls traffic-eng router-id 4.4.4.4	Configure MPLS TE router-id.

R4(config-router)#mpls traffic-eng level-1	Configure MPLS TE Level-1.
R4(config-router)#isis segment-routing global block 16500 23800	Configure SRGB range (default: 16-23999).
R4(config-router)#segment-routing mpls	Enabling Segment-Routing.
R4(config-router)#net 49.0000.0000.0000.0004.00	Configure net-id.
R4(config-router)#exit	Exit from router isis mode.

R5: Interface

R5#configure terminal	Enter configure mode
R5(config)#hostname R5	Configure hostname
R5(config)#interface lo	Enter interface mode for loopback interface.
R5(config-if)#ip address 5.5.5.5/32 secondary	Configure IPv4 address.
R5(config-if)#ip router isis 1	Configure Router-isis.
R5(config-if)#label-switching	Enable label switching
R5(config-if)#prefix-sid index 700	Configure Prefix-sid
R5(config-if)#exit	Exit interface mode
R5(config)#interface xe21	Enter interface mode for xe21 interface.
R5(config-if)#ip address 60.1.1.1/24	Configure IPv4 address.
R5(config-if)#ip router isis 1	Configure Router-isis.
R5(config-if)#exit	Exit interface mode
R5(config)#interface xe8	Enter interface mode for xe8 interface.
R5(config-if)#ip address 50.1.1.1/24	Configure IPv4 address.
R5(config-if)# label-switching	Enable label switching
R5(config-if)#exit	Exit interface mode

R5: ISIS

R5(config)#router isis 1	Enter ISIS router mode
R5(config-router)#is-type level-1-2	Configure IS-type.
R5(config-router)#metric-style wide	Configure Metric-style.
R5(config-router)#mpls traffic-eng router-id 5.5.5.5	Configure MPLS TE router-id.
R5(config-router)#mpls traffic-eng level-1	Configure MPLS TE Level-1.
R5(config-router)#mpls traffic-eng level-2	Configure MPLS TE Level-2.
R5(config-router)#isis segment-routing global block 19100 23800	Configure SRGB range (default: 16-23999).
R5(config-router)#segment-routing mpls	Enabling Segment-Routing.
R5(config-router)#net 49.0000.0000.0000.0005.00	Configure net-id.
R5(config-router)#distribute bgp-ls	Distributing BGP-LS.
R5(config-router)#exit	Exit from router isis mode.

R5: BGP

R5(config)#router bgp 200	Enter BGP router mode
R5(config)#bgp router-id 5.5.5.5	Configure BGP router-id
R5(config-router)#neighbor 50.1.1.2 remote-as 300	Configure neighbor with remote-as.
R5(config-router)#neighbor 50.1.1.2 update-source lo	Configure neighbor with update-source.
R5(config-router)#address-family link-state link-state	Entering link-state link-state address family.
R5(config-router-af)#neighbor 50.1.1.2 activate	Activating Neighbor in link-state link-state address family.
R5(config-router-af)#exit	Exit from BGP address family mode
R5(config-router)#exit	Exit from bgp router mode

R6: Interface

R6#configure terminal	Enter configure mode
R6(config)#hostname R6	Configure hostname
R6(config)#interface lo	Enter interface mode for loopback interface.
R6(config-if)#ip address 6.6.6.6/32 secondary	Configure IPv4 address.
R6(config-if)#ip router isis 1	Configure Router-isis.
R6(config-if)#prefix-sid index 600	Configure Prefix-sid
R6(config-if)#exit	Exit interface mode
R6(config)#interface xe21	Enter interface mode for xe21 interface.
R6(config-if)#ip address 60.1.1.2/24	Configure IPv4 address.
R6(config-if)#label-switching	Enable label switching
R6(config-if)#ip router isis 1	Configure Router-isis.
R6(config-if)#exit	Exit interface mode

ISIS

R6(config)#router isis 1	Enter ISIS router mode
R6(config-router)#is-type level-1	Configure IS-type.
R6(config-router)#metric-style wide	Configure Metric-style.
R6(config-router)#mpls traffic-eng router-id 6.6.6.6	Configure MPLS TE router-id.
R6(config-router)#mpls traffic-eng level-1	Configure MPLS TE Level-1.
R6(config-router)#isis segment-routing global block 16100 23990	Configure SRGB range (default: 16-23999).
R6(config-router)#segment-routing mpls	Enabling Segment-Routing.
R6(config-router)#net 49.0000.0000.0000.0006.00	Configure net-id.
R6(config-router)#exit	Exit ISIS router mode

R7 (Controller): Interface

R7#configure terminal	Enter configure mode
R7(config)#hostname R7	Configure hostname
R7(config)#in xe4	Entering to interface xe4.
R7(config-if)#ip address 40.1.1.2/24	Configure IPv4 address.
R7(config-if)#in xe8	Entering to interface xe8.
R7(config-if)#ip address 50.1.1.2/24	Configure IPv4 address.
R7(config-if)#exit	Exit interface mode

R7: BGP

R7(config-if)#router bgp 300	Entering to router bgp mode.
R7(config-router)#neighbor 40.1.1.1 remote-as 100	Configure neighbor with remote-as.
R7(config-router)#neighbor 40.1.1.1 update-source xe4	Configure neighbor with update-source.
R7(config-router)#neighbor 50.1.1.1 remote-as 200	Configure neighbor with remote-as.
R7(config-router)#neighbor 50.1.1.1 update-source xe8	Configure neighbor with update-source.
R7(config-router)#address-family link-state link-state	Entering link-state link-state address family.
R7(config-router-af)#neighbor 50.1.1.1 activate	Activating Neighbor in link-state link-state address family.
R7(config-router-af)#neighbor 40.1.1.1 activate	Activating Neighbor in link-state link-state address family.
R7(config-router-af)#exit	Exit from BGP address family mode
R7(config-router)#exit	Exit from bgp router mode

Validation on R3**ISIS Neighborhood**

```
R3#show clns neighbors
```

```
Total number of L1 adjacencies: 2
```

```
Total number of L2 adjacencies: 1
```

```
Total number of adjacencies: 3
```

```
Tag 1: VRF : default
```

System Id	Interface	SNPA	State	Holdtime	Type	Protocol
0000.0000.0001	xe2	e8c5.7a90.cc70	Up	6	L1	IS-IS
0000.0000.0002	xe7	e8c5.7ac5.c2b1	Up	6	L2	IS-IS
0000.0000.0004	xe12	e8c5.7a79.572a	Up	6	L1	IS-IS

ISIS Database-Verbose

```
R3#show isis database verbose
```



```

Tag 1: VRF : default
IS-IS Level-1 Link State Database:
LSPID          LSP Seq Num  LSP Checksum  LSP Holdtime  ATT/P/OL
0000.0000.0001.00-00  0x0000000C  0x5342        858           0/0/0
  Area Address: 49.0000
  NLPID:        0xCC
  IP Address:   1.1.1.1
  Router ID:    1.1.1.1
  Router Cap:   1.1.1.1
    SRGB Range: 3000  SRGB Base SID: 18000  I:1 V:0
    SR-Algorithm:
      Algorithm: 0
  Metric: 10      IS-Extended 0000.0000.0001.03
  IPv4 Interface Address: 10.1.1.1
  Neighbor IP Address: 10.1.1.1
  Maximum Link Bandwidth: 10g
  Reservable Bandwidth: 10g
  Unreserved Bandwidth:
    Unreserved Bandwidth at priority 0: 10g
    Unreserved Bandwidth at priority 1: 10g
    Unreserved Bandwidth at priority 2: 10g
    Unreserved Bandwidth at priority 3: 10g
    Unreserved Bandwidth at priority 4: 10g
    Unreserved Bandwidth at priority 5: 10g
    Unreserved Bandwidth at priority 6: 10g
    Unreserved Bandwidth at priority 7: 10g
  TE-Default Metric: 10
  System-ID: 0000.0000.0003  LAN Adjacency SID: 24960  F:0 B:0 V:1 L:1 S:0 P:0
  Metric: 10      IP-Extended 1.1.1.1/32
  Prefix-SID: index 100 R:0 N:1 P:0 E:0 V:0 L:0
  Metric: 10      IP-Extended 10.11.2.0/30
  Metric: 10      IP-Extended 10.1.1.0/24
0000.0000.0001.03-00  0x00000002  0x9335        854           0/0/0
  Metric: 0      IS-Extended 0000.0000.0001.00
  Metric: 0      IS-Extended 0000.0000.0003.00
0000.0000.0003.00-00* 0x0000000A  0x3E9A        1012          1/0/0
  Area Address: 49.0000
  NLPID:        0xCC
  IP Address:   3.3.3.3
  Router ID:    3.3.3.3
  Router Cap:   3.3.3.3
    SRGB Range: 4801  SRGB Base SID: 17500  I:1 V:0
    SR-Algorithm:
      Algorithm: 0
  Metric: 10      IS-Extended 0000.0000.0004.02
  IPv4 Interface Address: 30.1.1.1
  Neighbor IP Address: 30.1.1.2
  Maximum Link Bandwidth: 10g
  Reservable Bandwidth: 10g
  Unreserved Bandwidth:

```

```

Unreserved Bandwidth at priority 0: 10g
Unreserved Bandwidth at priority 1: 10g
Unreserved Bandwidth at priority 2: 10g
Unreserved Bandwidth at priority 3: 10g
Unreserved Bandwidth at priority 4: 10g
Unreserved Bandwidth at priority 5: 10g
Unreserved Bandwidth at priority 6: 10g
Unreserved Bandwidth at priority 7: 10g
TE-Default Metric: 10
System-ID: 0000.0000.0004 LAN Adjacency SID: 24320 F:0 B:0 V:1 L:1 S:0 P:0
Metric: 10 IS-Extended 0000.0000.0001.03
IPv4 Interface Address: 10.1.1.2
Neighbor IP Address: 10.1.1.1
Maximum Link Bandwidth: 10g
Reservable Bandwidth: 10g
Unreserved Bandwidth:
  Unreserved Bandwidth at priority 0: 10g
  Unreserved Bandwidth at priority 1: 10g
  Unreserved Bandwidth at priority 2: 10g
  Unreserved Bandwidth at priority 3: 10g
  Unreserved Bandwidth at priority 4: 10g
  Unreserved Bandwidth at priority 5: 10g
  Unreserved Bandwidth at priority 6: 10g
  Unreserved Bandwidth at priority 7: 10g
TE-Default Metric: 10
System-ID: 0000.0000.0001 LAN Adjacency SID: 24321 F:0 B:0 V:1 L:1 S:0 P:0
Metric: 10 IP-Extended 3.3.3.3/32
Prefix-SID: index 300 R:0 N:1 P:0 E:0 V:0 L:0
Metric: 10 IP-Extended 10.1.1.0/24
Metric: 10 IP-Extended 20.1.1.0/24
Metric: 10 IP-Extended 30.1.1.0/24
0000.0000.0004.00-00 0x0000000D 0xF8E2 1145 0/0/0
Area Address: 49.0000
NLPID: 0xCC
IP Address: 4.4.4.4
Router ID: 4.4.4.4
Router Cap: 4.4.4.4
SRGB Range: 7301 SRGB Base SID: 16500 I:1 V:0
SR-Algorithm:
  Algorithm: 0
Metric: 10 IS-Extended 0000.0000.0004.02
IPv4 Interface Address: 30.1.1.2
Neighbor IP Address: 30.1.1.2
Maximum Link Bandwidth: 10g
Reservable Bandwidth: 10g
Unreserved Bandwidth:
  Unreserved Bandwidth at priority 0: 10g
  Unreserved Bandwidth at priority 1: 10g
  Unreserved Bandwidth at priority 2: 10g
  Unreserved Bandwidth at priority 3: 10g

```

```

    Unreserved Bandwidth at priority 4: 10g
    Unreserved Bandwidth at priority 5: 10g
    Unreserved Bandwidth at priority 6: 10g
    Unreserved Bandwidth at priority 7: 10g
    TE-Default Metric: 10
    System-ID: 0000.0000.0003 LAN Adjacency SID: 24960 F:0 B:0 V:1 L:1 S:0 P:0
    Metric: 10 IP-Extended 4.4.4.4/32
    Prefix-SID: index 500 R:0 N:1 P:0 E:0 V:0 L:0
    Metric: 10 IP-Extended 30.1.1.0/24
    0000.0000.0004.02-00 0x00000005 0x9729 854 0/0/0
    Metric: 0 IS-Extended 0000.0000.0004.00
    Metric: 0 IS-Extended 0000.0000.0003.00

```

IS-IS Level-2 Link State Database:

```

LSPID          LSP Seq Num  LSP Checksum  LSP Holdtime  ATT/P/OL
0000.0000.0002.00-00 0x00000009  0xB85F        929           0/0/0

```

Area Address: 49.0001

NLPID: 0xCC

IP Address: 2.2.2.2

Router ID: 2.2.2.2

Router Cap: 2.2.2.2

SRGB Range: 3000 SRGB Base SID: 19000 I:1 V:0

SR-Algorithm:

Algorithm: 0

Metric: 10 IS-Extended 0000.0000.0002.02

IPv4 Interface Address: 20.1.1.1

Neighbor IP Address: 20.1.1.1

Maximum Link Bandwidth: 10g

Reservable Bandwidth: 10g

Unreserved Bandwidth:

Unreserved Bandwidth at priority 0: 10g

Unreserved Bandwidth at priority 1: 10g

Unreserved Bandwidth at priority 2: 10g

Unreserved Bandwidth at priority 3: 10g

Unreserved Bandwidth at priority 4: 10g

Unreserved Bandwidth at priority 5: 10g

Unreserved Bandwidth at priority 6: 10g

Unreserved Bandwidth at priority 7: 10g

TE-Default Metric: 10

System-ID: 0000.0000.0003 LAN Adjacency SID: 24320 F:0 B:0 V:1 L:1 S:0 P:0

Metric: 10 IP-Extended 2.2.2.2/32

Prefix-SID: index 400 R:0 N:1 P:0 E:0 V:0 L:0

Metric: 10 IP-Extended 20.1.1.0/24

0000.0000.0002.02-00 0x00000002 0x9D28 855 0/0/0

Metric: 0 IS-Extended 0000.0000.0002.00

Metric: 0 IS-Extended 0000.0000.0003.00

0000.0000.0003.00-00* 0x0000000A 0xEBDD 1146 0/0/0

Area Address: 49.0000

NLPID: 0xCC

IP Address: 3.3.3.3

```

Router ID:      3.3.3.3
Router Cap:    3.3.3.3
  SRGB Range:  4801   SRGB Base SID: 17500   I:1 V:0
  SR-Algorithm:
    Algorithm:  0
Metric:      10          IS-Extended 0000.0000.0002.02
IPv4 Interface Address: 20.1.1.2
Neighbor IP Address: 20.1.1.1
Maximum Link Bandwidth: 10g
Reservable Bandwidth: 10g
Unreserved Bandwidth:
  Unreserved Bandwidth at priority 0: 10g
  Unreserved Bandwidth at priority 1: 10g
  Unreserved Bandwidth at priority 2: 10g
  Unreserved Bandwidth at priority 3: 10g
  Unreserved Bandwidth at priority 4: 10g
  Unreserved Bandwidth at priority 5: 10g
  Unreserved Bandwidth at priority 6: 10g
  Unreserved Bandwidth at priority 7: 10g
TE-Default Metric: 10
System-ID: 0000.0000.0002 LAN Adjacency SID: 24322 F:0 B:0 V:1 L:1 S:0 P:0
Metric:      10          IP-Extended 3.3.3.3/32
  Prefix-SID: index 300 R:0 N:1 P:0 E:0 V:0 L:0
Metric:      10          IP-Extended 10.1.1.0/24
Metric:      10          IP-Extended 20.1.1.0/24
Metric:      10          IP-Extended 30.1.1.0/24
Metric:      20          IP-Extended 4.4.4.4/32
  Prefix-SID: index 500 R:1 N:0 P:0 E:0 V:0 L:0
Metric:      20          IP-Extended 1.1.1.1/32
  Prefix-SID: index 100 R:1 N:0 P:0 E:0 V:0 L:0
Metric:      20          IP-Extended 10.11.2.0/30

```

BGP Neighborhood

```

R3#show bgp neighbors
BGP neighbor is 1.1.1.1, remote AS 100, local AS 100, internal link
  BGP version 4, local router ID 3.3.3.3, remote router ID 1.1.1.1
  BGP state = Established, up for 00:26:06
  Last read 00:00:28, hold time is 90, keepalive interval is 30 seconds
  Neighbor capabilities:
    Route refresh: advertised and received (old and new)
    Address family IPv4 Unicast: advertised and received
    Address family Link-State Link-State: advertised and received
  Received 77 messages, 0 notifications, 0 in queue
  Sent 113 messages, 0 notifications, 0 in queue
  Route refresh request: received 0, sent 0
  Minimum time between advertisement runs is 5 seconds
  Update source is lo
For address family: IPv4 Unicast
  BGP table version 1, neighbor version 1
  Index 1, Offset 0, Mask 0x2

```

Community attribute sent to this neighbor (both)
0 accepted prefixes
0 announced prefixes

For address family: Link-State Link-State
BGP table version 21, neighbor version 21
Index 1, Offset 0, Mask 0x2
Community attribute sent to this neighbor (both)
11 accepted prefixes
33 announced prefixes

Connections established 1; dropped 0
Local host: 3.3.3.3, Local port: 44225
Foreign host: 1.1.1.1, Foreign port: 179
Next hop: 3.3.3.3
Next hop global: ::
Next hop local: ::
BGP connection: non shared network

BGP neighbor is 2.2.2.2, remote AS 100, local AS 100, internal link
BGP version 4, local router ID 3.3.3.3, remote router ID 2.2.2.2
BGP state = Established, up for 00:30:37
Last read 00:00:14, hold time is 90, keepalive interval is 30 seconds
Neighbor capabilities:
Route refresh: advertised and received (old and new)
Address family IPv4 Unicast: advertised and received
Address family Link-State Link-State: advertised and received
Received 115 messages, 0 notifications, 0 in queue
Sent 138 messages, 5 notifications, 0 in queue
Route refresh request: received 0, sent 0
Minimum time between advertisement runs is 5 seconds
Update source is lo
For address family: IPv4 Unicast
BGP table version 1, neighbor version 1
Index 2, Offset 0, Mask 0x4
Community attribute sent to this neighbor (both)
0 accepted prefixes
0 announced prefixes

For address family: Link-State Link-State
BGP table version 21, neighbor version 21
Index 2, Offset 0, Mask 0x4
Community attribute sent to this neighbor (both)
20 accepted prefixes
33 announced prefixes

Connections established 3; dropped 2
Local host: 3.3.3.3, Local port: 37071
Foreign host: 2.2.2.2, Foreign port: 179
Next hop: 3.3.3.3

```
Nexthop global: ::
Nexthop local: ::
BGP connection: non shared network
Last Reset: 00:30:42, due to Configuration Change (Cease Notification sent)
Notification Error Message: (Cease/Other Configuration Change.)

BGP neighbor is 40.1.1.2, remote AS 300, local AS 100, external link
  BGP version 4, local router ID 3.3.3.3, remote router ID 40.1.1.2
  BGP state = Established, up for 00:03:31
  Last read 00:00:16, hold time is 90, keepalive interval is 30 seconds
  Neighbor capabilities:
    Route refresh: advertised and received (old and new)
    Address family IPv4 Unicast: advertised and received
    Address family Link-State Link-State: advertised and received
  Received 21 messages, 1 notifications, 0 in queue
  Sent 51 messages, 1 notifications, 0 in queue
  Route refresh request: received 0, sent 0
  Minimum time between advertisement runs is 30 seconds
For address family: IPv4 Unicast
  BGP table version 1, neighbor version 1
  Index 0, Offset 0, Mask 0x1
  Community attribute sent to this neighbor (both)
  0 accepted prefixes
  0 announced prefixes

For address family: Link-State Link-State
  BGP table version 21, neighbor version 21
  Index 0, Offset 0, Mask 0x1
  Community attribute sent to this neighbor (both)
  11 accepted prefixes
  53 announced prefixes

Connections established 2; dropped 1
Local host: 40.1.1.1, Local port: 179
Foreign host: 40.1.1.2, Foreign port: 47766
Nexthop: 40.1.1.1
Nexthop global: ::
Nexthop local: ::
BGP connection: non shared network
Last Reset: 00:03:31, due to Administratively Reset (Cease Notification sent)
Notification Error Message: (Cease/Administratively Reset.)
```

Validation of BGP-LS NLRIs

```
R3#show bgp link-state link-state
BGP router identifier 3.3.3.3, local AS number 100
Origin codes: i - IGP, e - EGP
Prefix codes: E link, V node, T IP reachable route, I Identifier
               N local node, R remote node, L link, P prefix
               L1/L2 ISIS level-1/level-2, O OSPF, a area-ID,
               c confed-ID/ASN, b bgp-identifier, r router-ID,
```

```

        i if-address, n nbr-address, o OSPF Route-type,
        p IP-prefix, d designated router address, s ISO-ID
i [V][L1][I0x1][N[c100][b1.1.1.1][s0000.0000.0001.00]]/208
i [V][L1][I0x1][N[c100][b1.1.1.1][s0000.0000.0003.00]]/208
i [V][L1][I0x1][N[c100][b1.1.1.1][s0000.0000.0003.02]]/208
[V][L1][I0x1][N[c100][b3.3.3.3][s0000.0000.0001.00]]/208
[V][L1][I0x1][N[c100][b3.3.3.3][s0000.0000.0003.00]]/208
[V][L1][I0x1][N[c100][b3.3.3.3][s0000.0000.0003.02]]/208
e [V][L1][I0x1][N[c200][b5.5.5.5][s0000.0000.0005.00]]/208
e [V][L1][I0x1][N[c200][b5.5.5.5][s0000.0000.0006.00]]/208
e [V][L1][I0x1][N[c200][b5.5.5.5][s0000.0000.0006.02]]/208
i [V][L2][I0x1][N[c100][b2.2.2.2][s0000.0000.0002.00]]/208
i [V][L2][I0x1][N[c100][b2.2.2.2][s0000.0000.0002.02]]/208
i [V][L2][I0x1][N[c100][b2.2.2.2][s0000.0000.0003.00]]/208
i [V][L2][I0x1][N[c100][b2.2.2.2][s0000.0000.0003.04]]/208
i [V][L2][I0x1][N[c100][b2.2.2.2][s0000.0000.0004.00]]/208
[V][L2][I0x1][N[c100][b3.3.3.3][s0000.0000.0002.00]]/208
[V][L2][I0x1][N[c100][b3.3.3.3][s0000.0000.0003.00]]/208
[V][L2][I0x1][N[c100][b3.3.3.3][s0000.0000.0003.04]]/208
[V][L2][I0x1][N[c100][b3.3.3.3][s0000.0000.0004.00]]/208
e [V][L2][I0x1][N[c200][b5.5.5.5][s0000.0000.0005.00]]/208
i
[E][L1][I0x1][N[c100][b1.1.1.1][s0000.0000.0001.00]][R[c100][b1.1.1.1][s0000.0000.0003.02]][L[i10.1.1.1][n10.1.1.2]]/328
i
[E][L1][I0x1][N[c100][b1.1.1.1][s0000.0000.0003.00]][R[c100][b1.1.1.1][s0000.0000.0003.02]][L[i10.1.1.2][n10.1.1.2]]/328
i
[E][L1][I0x1][N[c100][b1.1.1.1][s0000.0000.0003.02]][R[c100][b1.1.1.1][s0000.0000.0001.00]]/264
i
[E][L1][I0x1][N[c100][b1.1.1.1][s0000.0000.0003.02]][R[c100][b1.1.1.1][s0000.0000.0003.00]]/264
[E][L1][I0x1][N[c100][b3.3.3.3][s0000.0000.0001.00]][R[c100][b3.3.3.3][s0000.0000.0003.02]][L[i10.1.1.1][n10.1.1.2]]/328
[E][L1][I0x1][N[c100][b3.3.3.3][s0000.0000.0003.00]][R[c100][b3.3.3.3][s0000.0000.0003.02]][L[i10.1.1.2][n10.1.1.2]]/328
[E][L1][I0x1][N[c100][b3.3.3.3][s0000.0000.0003.02]][R[c100][b3.3.3.3][s0000.0000.0001.00]]/264
[E][L1][I0x1][N[c100][b3.3.3.3][s0000.0000.0003.02]][R[c100][b3.3.3.3][s0000.0000.0003.00]]/264
e
[E][L1][I0x1][N[c200][b5.5.5.5][s0000.0000.0005.00]][R[c200][b5.5.5.5][s0000.0000.0006.02]][L[i60.1.1.1][n60.1.1.2]]/328
e
[E][L1][I0x1][N[c200][b5.5.5.5][s0000.0000.0006.00]][R[c200][b5.5.5.5][s0000.0000.0006.02]][L[i60.1.1.2][n60.1.1.2]]/328
e
[E][L1][I0x1][N[c200][b5.5.5.5][s0000.0000.0006.02]][R[c200][b5.5.5.5][s0000.0000.0005.00]]/264
e
[E][L1][I0x1][N[c200][b5.5.5.5][s0000.0000.0006.02]][R[c200][b5.5.5.5][s0000.0000.0006.00]]/264

```

```
i
[E] [L2] [I0x1] [N[c100] [b2.2.2.2] [s0000.0000.0002.00]] [R[c100] [b2.2.2.2] [s0000.0000.0002.00]] [L[i20.1.1.1] [n20.1.1.1]]/328
i
[E] [L2] [I0x1] [N[c100] [b2.2.2.2] [s0000.0000.0002.02]] [R[c100] [b2.2.2.2] [s0000.0000.0002.00]]/264
i
[E] [L2] [I0x1] [N[c100] [b2.2.2.2] [s0000.0000.0002.02]] [R[c100] [b2.2.2.2] [s0000.0000.0003.00]]/264
i
[E] [L2] [I0x1] [N[c100] [b2.2.2.2] [s0000.0000.0003.00]] [R[c100] [b2.2.2.2] [s0000.0000.0002.02]] [L[i20.1.1.2] [n20.1.1.1]]/328
i
[E] [L2] [I0x1] [N[c100] [b2.2.2.2] [s0000.0000.0003.00]] [R[c100] [b2.2.2.2] [s0000.0000.0003.04]] [L[i30.1.1.1] [n30.1.1.1]]/328
i
[E] [L2] [I0x1] [N[c100] [b2.2.2.2] [s0000.0000.0003.04]] [R[c100] [b2.2.2.2] [s0000.0000.0003.00]]/264
i
[E] [L2] [I0x1] [N[c100] [b2.2.2.2] [s0000.0000.0003.04]] [R[c100] [b2.2.2.2] [s0000.0000.0004.00]]/264
i
[E] [L2] [I0x1] [N[c100] [b2.2.2.2] [s0000.0000.0004.00]] [R[c100] [b2.2.2.2] [s0000.0000.0003.04]] [L[i30.1.1.2] [n30.1.1.1]]/328
[E] [L2] [I0x1] [N[c100] [b3.3.3.3] [s0000.0000.0002.00]] [R[c100] [b3.3.3.3] [s0000.0000.0002.02]] [L[i20.1.1.1] [n20.1.1.1]]/328
[E] [L2] [I0x1] [N[c100] [b3.3.3.3] [s0000.0000.0002.02]] [R[c100] [b3.3.3.3] [s0000.0000.0002.00]]/264
[E] [L2] [I0x1] [N[c100] [b3.3.3.3] [s0000.0000.0002.02]] [R[c100] [b3.3.3.3] [s0000.0000.0003.00]]/264
[E] [L2] [I0x1] [N[c100] [b3.3.3.3] [s0000.0000.0003.00]] [R[c100] [b3.3.3.3] [s0000.0000.0002.02]] [L[i20.1.1.2] [n20.1.1.1]]/328
[E] [L2] [I0x1] [N[c100] [b3.3.3.3] [s0000.0000.0003.00]] [R[c100] [b3.3.3.3] [s0000.0000.0003.04]] [L[i30.1.1.1] [n30.1.1.1]]/328
[E] [L2] [I0x1] [N[c100] [b3.3.3.3] [s0000.0000.0003.04]] [R[c100] [b3.3.3.3] [s0000.0000.0003.00]]/264
[E] [L2] [I0x1] [N[c100] [b3.3.3.3] [s0000.0000.0003.04]] [R[c100] [b3.3.3.3] [s0000.0000.0004.00]]/264
[E] [L2] [I0x1] [N[c100] [b3.3.3.3] [s0000.0000.0004.00]] [R[c100] [b3.3.3.3] [s0000.0000.0003.04]] [L[i30.1.1.2] [n30.1.1.1]]/328
i [T] [L1] [I0x1] [N[c100] [b1.1.1.1] [s0000.0000.0001.00]] [P[p10.1.1.0/24]]/240
i [T] [L1] [I0x1] [N[c100] [b1.1.1.1] [s0000.0000.0001.00]] [P[p1.1.1.1/32]]/248
i [T] [L1] [I0x1] [N[c100] [b1.1.1.1] [s0000.0000.0003.00]] [P[p10.1.1.0/24]]/240
i [T] [L1] [I0x1] [N[c100] [b1.1.1.1] [s0000.0000.0003.00]] [P[p20.1.1.0/24]]/240
i [T] [L1] [I0x1] [N[c100] [b1.1.1.1] [s0000.0000.0003.00]] [P[p30.1.1.0/24]]/240
i [T] [L1] [I0x1] [N[c100] [b1.1.1.1] [s0000.0000.0003.00]] [P[p3.3.3.3/32]]/248
[T] [L1] [I0x1] [N[c100] [b3.3.3.3] [s0000.0000.0001.00]] [P[p10.1.1.0/24]]/240
[T] [L1] [I0x1] [N[c100] [b3.3.3.3] [s0000.0000.0001.00]] [P[p1.1.1.1/32]]/248
[T] [L1] [I0x1] [N[c100] [b3.3.3.3] [s0000.0000.0003.00]] [P[p10.1.1.0/24]]/240
[T] [L1] [I0x1] [N[c100] [b3.3.3.3] [s0000.0000.0003.00]] [P[p20.1.1.0/24]]/240
[T] [L1] [I0x1] [N[c100] [b3.3.3.3] [s0000.0000.0003.00]] [P[p30.1.1.0/24]]/240
[T] [L1] [I0x1] [N[c100] [b3.3.3.3] [s0000.0000.0003.00]] [P[p3.3.3.3/32]]/248
e [T] [L1] [I0x1] [N[c200] [b5.5.5.5] [s0000.0000.0005.00]] [P[p60.1.1.0/24]]/240
e [T] [L1] [I0x1] [N[c200] [b5.5.5.5] [s0000.0000.0005.00]] [P[p5.5.5.5/32]]/248
e [T] [L1] [I0x1] [N[c200] [b5.5.5.5] [s0000.0000.0006.00]] [P[p60.1.1.0/24]]/240
e [T] [L1] [I0x1] [N[c200] [b5.5.5.5] [s0000.0000.0006.00]] [P[p6.6.6.6/32]]/248
```

```

i [T][L2][I0x1][N[c100][b2.2.2.2][s0000.0000.0002.00]][P[p20.1.1.0/24]]/240
i [T][L2][I0x1][N[c100][b2.2.2.2][s0000.0000.0002.00]][P[p2.2.2.2/32]]/248
i [T][L2][I0x1][N[c100][b2.2.2.2][s0000.0000.0003.00]][P[p10.1.1.0/24]]/240
i [T][L2][I0x1][N[c100][b2.2.2.2][s0000.0000.0003.00]][P[p20.1.1.0/24]]/240
i [T][L2][I0x1][N[c100][b2.2.2.2][s0000.0000.0003.00]][P[p30.1.1.0/24]]/240
i [T][L2][I0x1][N[c100][b2.2.2.2][s0000.0000.0003.00]][P[p1.1.1.1/32]]/248
i [T][L2][I0x1][N[c100][b2.2.2.2][s0000.0000.0003.00]][P[p3.3.3.3/32]]/248
i [T][L2][I0x1][N[c100][b2.2.2.2][s0000.0000.0004.00]][P[p30.1.1.0/24]]/240
i [T][L2][I0x1][N[c100][b2.2.2.2][s0000.0000.0004.00]][P[p4.4.4.4/32]]/248
[T][L2][I0x1][N[c100][b3.3.3.3][s0000.0000.0002.00]][P[p20.1.1.0/24]]/240
[T][L2][I0x1][N[c100][b3.3.3.3][s0000.0000.0002.00]][P[p2.2.2.2/32]]/248
[T][L2][I0x1][N[c100][b3.3.3.3][s0000.0000.0003.00]][P[p10.1.1.0/24]]/240
[T][L2][I0x1][N[c100][b3.3.3.3][s0000.0000.0003.00]][P[p20.1.1.0/24]]/240
[T][L2][I0x1][N[c100][b3.3.3.3][s0000.0000.0003.00]][P[p30.1.1.0/24]]/240
[T][L2][I0x1][N[c100][b3.3.3.3][s0000.0000.0003.00]][P[p1.1.1.1/32]]/248
[T][L2][I0x1][N[c100][b3.3.3.3][s0000.0000.0003.00]][P[p3.3.3.3/32]]/248
[T][L2][I0x1][N[c100][b3.3.3.3][s0000.0000.0004.00]][P[p30.1.1.0/24]]/240
[T][L2][I0x1][N[c100][b3.3.3.3][s0000.0000.0004.00]][P[p4.4.4.4/32]]/248
e [T][L2][I0x1][N[c200][b5.5.5.5][s0000.0000.0005.00]][P[p60.1.1.0/24]]/240
e [T][L2][I0x1][N[c200][b5.5.5.5][s0000.0000.0005.00]][P[p5.5.5.5/32]]/248
e [T][L2][I0x1][N[c200][b5.5.5.5][s0000.0000.0005.00]][P[p6.6.6.6/32]]/248
NLRIs, Total: 84, Node: 19, Link: 28, Prefix: 37

```

Note: Count of NLRIs may be different sometimes.

Validation for NLRI count

```
R3#show bgp link-state link-state count
```

```

-----
Total  NLRIs    : 84
Node   NLRIs    : 19
Link   NLRIs    : 28
Prefix NLRIs    : 37
-----

```

Note: Count of NLRIs may be different sometimes.

```
R3#show bgp link-state link-state self-originate
```

```
BGP router identifier 3.3.3.3, local AS number 100
```

```
Origin codes: i - IGP, e - EGP
```

```
Prefix codes: E link, V node, T IP reachable route, I Identifier
```

```
               N local node, R remote node, L link, P prefix
```

```
               L1/L2 ISIS level-1/level-2, O OSPF, a area-ID,
```

```
               c confed-ID/ASN, b bgp-identifier, r router-ID,
```

```
               i if-address, n nbr-address, o OSPF Route-type,
```

```
               p IP-prefix, d designated router address, s ISO-ID
```

```

[V][L1][I0x1][N[c100][b3.3.3.3][s0000.0000.0001.00]]/208
[V][L1][I0x1][N[c100][b3.3.3.3][s0000.0000.0003.00]]/208
[V][L1][I0x1][N[c100][b3.3.3.3][s0000.0000.0003.02]]/208
[V][L2][I0x1][N[c100][b3.3.3.3][s0000.0000.0002.00]]/208
[V][L2][I0x1][N[c100][b3.3.3.3][s0000.0000.0003.00]]/208
[V][L2][I0x1][N[c100][b3.3.3.3][s0000.0000.0003.04]]/208
[V][L2][I0x1][N[c100][b3.3.3.3][s0000.0000.0004.00]]/208

```

```

[E] [L1] [I0x1] [N[c100] [b3.3.3.3] [s0000.0000.0001.00]] [R[c100] [b3.3.3.3] [s0000.0000.0003.02]] [L[i10.1.1.1] [n10.1.1.2]]/328
[E] [L1] [I0x1] [N[c100] [b3.3.3.3] [s0000.0000.0003.00]] [R[c100] [b3.3.3.3] [s0000.0000.0003.02]] [L[i10.1.1.2] [n10.1.1.2]]/328
[E] [L1] [I0x1] [N[c100] [b3.3.3.3] [s0000.0000.0003.02]] [R[c100] [b3.3.3.3] [s0000.0000.0001.00]]/264
[E] [L1] [I0x1] [N[c100] [b3.3.3.3] [s0000.0000.0003.02]] [R[c100] [b3.3.3.3] [s0000.0000.0003.00]]/264
[E] [L2] [I0x1] [N[c100] [b3.3.3.3] [s0000.0000.0002.00]] [R[c100] [b3.3.3.3] [s0000.0000.0002.02]] [L[i20.1.1.1] [n20.1.1.1]]/328
[E] [L2] [I0x1] [N[c100] [b3.3.3.3] [s0000.0000.0002.02]] [R[c100] [b3.3.3.3] [s0000.0000.0002.00]]/264
[E] [L2] [I0x1] [N[c100] [b3.3.3.3] [s0000.0000.0002.02]] [R[c100] [b3.3.3.3] [s0000.0000.0003.00]]/264
[E] [L2] [I0x1] [N[c100] [b3.3.3.3] [s0000.0000.0003.00]] [R[c100] [b3.3.3.3] [s0000.0000.0002.02]] [L[i20.1.1.2] [n20.1.1.1]]/328
[E] [L2] [I0x1] [N[c100] [b3.3.3.3] [s0000.0000.0003.00]] [R[c100] [b3.3.3.3] [s0000.0000.0003.04]] [L[i30.1.1.1] [n30.1.1.1]]/328
[E] [L2] [I0x1] [N[c100] [b3.3.3.3] [s0000.0000.0003.04]] [R[c100] [b3.3.3.3] [s0000.0000.0003.00]]/264
[E] [L2] [I0x1] [N[c100] [b3.3.3.3] [s0000.0000.0003.04]] [R[c100] [b3.3.3.3] [s0000.0000.0004.00]]/264
[E] [L2] [I0x1] [N[c100] [b3.3.3.3] [s0000.0000.0004.00]] [R[c100] [b3.3.3.3] [s0000.0000.0003.04]] [L[i30.1.1.2] [n30.1.1.1]]/328
[T] [L1] [I0x1] [N[c100] [b3.3.3.3] [s0000.0000.0001.00]] [P[p10.1.1.0/24]]/240
[T] [L1] [I0x1] [N[c100] [b3.3.3.3] [s0000.0000.0001.00]] [P[p1.1.1.1/32]]/248
[T] [L1] [I0x1] [N[c100] [b3.3.3.3] [s0000.0000.0003.00]] [P[p10.1.1.0/24]]/240
[T] [L1] [I0x1] [N[c100] [b3.3.3.3] [s0000.0000.0003.00]] [P[p20.1.1.0/24]]/240
[T] [L1] [I0x1] [N[c100] [b3.3.3.3] [s0000.0000.0003.00]] [P[p30.1.1.0/24]]/240
[T] [L1] [I0x1] [N[c100] [b3.3.3.3] [s0000.0000.0003.00]] [P[p3.3.3.3/32]]/248
[T] [L2] [I0x1] [N[c100] [b3.3.3.3] [s0000.0000.0002.00]] [P[p20.1.1.0/24]]/240
[T] [L2] [I0x1] [N[c100] [b3.3.3.3] [s0000.0000.0002.00]] [P[p2.2.2.2/32]]/248
[T] [L2] [I0x1] [N[c100] [b3.3.3.3] [s0000.0000.0003.00]] [P[p10.1.1.0/24]]/240
[T] [L2] [I0x1] [N[c100] [b3.3.3.3] [s0000.0000.0003.00]] [P[p20.1.1.0/24]]/240
[T] [L2] [I0x1] [N[c100] [b3.3.3.3] [s0000.0000.0003.00]] [P[p30.1.1.0/24]]/240
[T] [L2] [I0x1] [N[c100] [b3.3.3.3] [s0000.0000.0003.00]] [P[p1.1.1.1/32]]/248
[T] [L2] [I0x1] [N[c100] [b3.3.3.3] [s0000.0000.0003.00]] [P[p3.3.3.3/32]]/248
[T] [L2] [I0x1] [N[c100] [b3.3.3.3] [s0000.0000.0004.00]] [P[p30.1.1.0/24]]/240
[T] [L2] [I0x1] [N[c100] [b3.3.3.3] [s0000.0000.0004.00]] [P[p4.4.4.4/32]]/248
NLRIs, Total: 34, Node: 7, Link: 12, Prefix: 15

```

Note: Count of NLRIs may be different sometimes.

Validation for Node-NLRI

```

R3#show bgp link-state link-state [V] [L1] [I0x1] [N[c200] [b5.5.5.5] [s0000.0000.0005.00]]/208
BGP routing table entry for [V] [L1] [I0x1] [N[c200] [b5.5.5.5] [s0000.0000.0005.00]]/208
Local
  Received from 40.1.1.2
  Link State:
  Aux Router ID: 5.5.5.5
  ISIS area address:49.0000
  Range Size: 4701 Base SID: 19100 SR Algorithm: 0 SR Flags: I:1 V:0
  Node flag bits: O:0 T:0 B:0 E:0

```

Validation for Link-NLRI

```
R3#show bgp link-state link-state
[E][L1][I0x1][N[c200][b5.5.5.5][s0000.0000.0005.00]][R[c200][b5.5.5.5][s0000.0000.0006.02]][L[i60.1.1.1][n60.1.1.2]]/328
BGP routing table entry for
[E][L1][I0x1][N[c200][b5.5.5.5][s0000.0000.0005.00]][R[c200][b5.5.5.5][s0000.0000.0006.02]][L[i60.1.1.1][n60.1.1.2]]/328
Local
  Received from 40.1.1.2
  Link State:
  Local Router ID: 5.5.5.5, Admin-group: Max link bw: 3124999936.00 ,Max
  reservable link bw: 3124999936.00
  Max unreserved link bw:3124999936.00 3124999936.00 3124999936.00 3124999936.00
  3124999936.00 3124999936.00 3124999936.00 3124999936.00
  TE metric 10 , IGP metric 10
  SR Flags: F:0 B:0 V:1 L:1 S:0 P:0
  MT-ID: 0 Neighbor ID: 0000.0000.0006 LAN Adjacency SID: 24320
```

Validation for Prefix-NLRI

```
R3#show bgp link-state link-state
[T][L2][I0x1][N[c200][b5.5.5.5][s0000.0000.0005.00]][P[p5.5.5.5/32]]/248
BGP routing table entry for
[T][L2][I0x1][N[c200][b5.5.5.5][s0000.0000.0005.00]][P[p5.5.5.5/32]]/248
Local
  Received from 40.1.1.2
  Link State:
  Metric: 10 SID: 19300 SR Flags: R:0 N:1 P:0 E:0 V:1 L:0
```

Validation on R5**ISIS Neighbor ship**

```
R5#show clns neighbors
```

```
Total number of L1 adjacencies: 1
Total number of L2 adjacencies: 0
Total number of adjacencies: 1
Tag 1: VRF : default
```

System Id	Interface	SNPA	State	Holdtime	Type	Protocol
0000.0000.0006	xe21	e8c5.7ad2.5ec3	Up	7	L1	IS-IS

ISIS Database Verbose

```
R5#show isis database verbose
```

```
Tag 1: VRF : default
```

```
IS-IS Level-1 Link State Database:
```

LSPID	LSP Seq Num	LSP Checksum	LSP Holdtime	ATT/P/OL
0000.0000.0005.00-00*	0x00000005	0x9107	1003	0/0/0

```
Area Address: 49.0000
NLPID: 0xCC
IP Address: 60.1.1.1
Router ID: 5.5.5.5
Router Cap: 5.5.5.5
```

```

SRGB Range: 4701   SRGB Base SID: 19100   I:1 V:0
SR-Algorithm:
  Algorithm: 0
Metric: 10          IS-Extended 0000.0000.0006.01
IPv4 Interface Address: 60.1.1.1
Neighbor IP Address: 60.1.1.2
Maximum Link Bandwidth: 10g
Reservable Bandwidth: 10g
Unreserved Bandwidth:
  Unreserved Bandwidth at priority 0: 10g
  Unreserved Bandwidth at priority 1: 10g
  Unreserved Bandwidth at priority 2: 10g
  Unreserved Bandwidth at priority 3: 10g
  Unreserved Bandwidth at priority 4: 10g
  Unreserved Bandwidth at priority 5: 10g
  Unreserved Bandwidth at priority 6: 10g
  Unreserved Bandwidth at priority 7: 10g
TE-Default Metric: 10
System-ID: 0000.0000.0006 LAN Adjacency SID: 26880 F:0 B:0 V:1 L:1 S:0 P:0
Metric: 10          IP-Extended 60.1.1.0/24
Metric: 10          IP-Extended 5.5.5.5/32
Prefix-SID: index 700 R:0 N:1 P:0 E:0 V:0 L:0
Metric: 10          IP-Extended 10.0.1.33/32
0000.0000.0006.00-00 0x00000002 0xE6B7          938          0/0/0
Area Address: 49.0000
NLPID: 0xCC
IP Address: 60.1.1.2
Router ID: 6.6.6.6
Router Cap: 6.6.6.6
SRGB Range: 7891   SRGB Base SID: 16100   I:1 V:0
SR-Algorithm:
  Algorithm: 0
Metric: 10          IS-Extended 0000.0000.0006.01
IPv4 Interface Address: 60.1.1.2
Neighbor IP Address: 60.1.1.2
Maximum Link Bandwidth: 10g
Reservable Bandwidth: 10g
Unreserved Bandwidth:
  Unreserved Bandwidth at priority 0: 10g
  Unreserved Bandwidth at priority 1: 10g
  Unreserved Bandwidth at priority 2: 10g
  Unreserved Bandwidth at priority 3: 10g
  Unreserved Bandwidth at priority 4: 10g
  Unreserved Bandwidth at priority 5: 10g
  Unreserved Bandwidth at priority 6: 10g
  Unreserved Bandwidth at priority 7: 10g
TE-Default Metric: 10
System-ID: 0000.0000.0005 LAN Adjacency SID: 24320 F:0 B:0 V:1 L:1 S:0 P:0
Metric: 10          IP-Extended 60.1.1.0/24
Metric: 10          IP-Extended 6.6.6.6/32

```

```

Prefix-SID: index 600 R:0 N:1 P:0 E:0 V:0 L:0
0000.0000.0006.01-00 0x00000001 0xD0EE 934 0/0/0
Metric: 0 IS-Extended 0000.0000.0006.00
Metric: 0 IS-Extended 0000.0000.0005.00

```

IS-IS Level-2 Link State Database:

```

LSPID          LSP Seq Num  LSP Checksum  LSP Holdtime  ATT/P/OL
0000.0000.0005.00-00* 0x00000006  0xB9A2       1003          0/0/0
Area Address: 49.0000
NLPID:        0xCC
IP Address:   60.1.1.1
Router ID:    5.5.5.5
Router Cap:   5.5.5.5
SRGB Range:  4701  SRGB Base SID: 19100  I:1 V:0
SR-Algorithm:
Algorithm:    0
Metric: 10    IP-Extended 60.1.1.0/24
Metric: 10    IP-Extended 5.5.5.5/32
Prefix-SID: index 700 R:0 N:1 P:0 E:0 V:0 L:0
Metric: 10    IP-Extended 10.0.1.33/32
Metric: 20    IP-Extended 6.6.6.6/32
Prefix-SID: index 600 R:1 N:0 P:0 E:0 V:0 L:0

```

Validation of BGP-LS NLRIs

```

R5#sho bgp link-state link-state
BGP router identifier 5.5.5.5, local AS number 200
Origin codes: i - IGP, e - EGP
Prefix codes: E link, V node, T IP reachable route, I Identifier
               N local node, R remote node, L link, P prefix
               L1/L2 ISIS level-1/level-2, O OSPF, a area-ID,
               c confed-ID/ASN, b bgp-identifier, r router-ID,
               i if-address, n nbr-address, o OSPF Route-type,
               p IP-prefix, d designated router address, s ISO-ID
e [V][L1][I0x1][N[c100][b1.1.1.1][s0000.0000.0001.00]]/208
e [V][L1][I0x1][N[c100][b1.1.1.1][s0000.0000.0003.00]]/208
e [V][L1][I0x1][N[c100][b1.1.1.1][s0000.0000.0003.02]]/208
e [V][L1][I0x1][N[c100][b3.3.3.3][s0000.0000.0001.00]]/208
e [V][L1][I0x1][N[c100][b3.3.3.3][s0000.0000.0003.00]]/208
e [V][L1][I0x1][N[c100][b3.3.3.3][s0000.0000.0003.02]]/208
[V][L1][I0x1][N[c200][b5.5.5.5][s0000.0000.0005.00]]/208
[V][L1][I0x1][N[c200][b5.5.5.5][s0000.0000.0006.00]]/208
[V][L1][I0x1][N[c200][b5.5.5.5][s0000.0000.0006.02]]/208
e [V][L2][I0x1][N[c100][b2.2.2.2][s0000.0000.0002.00]]/208
e [V][L2][I0x1][N[c100][b2.2.2.2][s0000.0000.0002.02]]/208
e [V][L2][I0x1][N[c100][b2.2.2.2][s0000.0000.0003.00]]/208
e [V][L2][I0x1][N[c100][b2.2.2.2][s0000.0000.0003.04]]/208
e [V][L2][I0x1][N[c100][b2.2.2.2][s0000.0000.0004.00]]/208
e [V][L2][I0x1][N[c100][b3.3.3.3][s0000.0000.0002.00]]/208
e [V][L2][I0x1][N[c100][b3.3.3.3][s0000.0000.0003.00]]/208
e [V][L2][I0x1][N[c100][b3.3.3.3][s0000.0000.0003.04]]/208

```

```
e [V] [L2] [I0x1] [N[c100] [b3.3.3.3] [s0000.0000.0004.00]] /208
[V] [L2] [I0x1] [N[c200] [b5.5.5.5] [s0000.0000.0005.00]] /208
e
[E] [L1] [I0x1] [N[c100] [b1.1.1.1] [s0000.0000.0001.00]] [R[c100] [b1.1.1.1] [s0000.0000.0003.02]] [L[i10.1.1.1] [n10.1.1.2]] /328
e
[E] [L1] [I0x1] [N[c100] [b1.1.1.1] [s0000.0000.0003.00]] [R[c100] [b1.1.1.1] [s0000.0000.0003.02]] [L[i10.1.1.2] [n10.1.1.2]] /328
e
[E] [L1] [I0x1] [N[c100] [b1.1.1.1] [s0000.0000.0003.02]] [R[c100] [b1.1.1.1] [s0000.0000.0001.00]] /264
e
[E] [L1] [I0x1] [N[c100] [b1.1.1.1] [s0000.0000.0003.02]] [R[c100] [b1.1.1.1] [s0000.0000.0003.00]] /264
e
[E] [L1] [I0x1] [N[c100] [b3.3.3.3] [s0000.0000.0001.00]] [R[c100] [b3.3.3.3] [s0000.0000.0003.02]] [L[i10.1.1.1] [n10.1.1.2]] /328
e
[E] [L1] [I0x1] [N[c100] [b3.3.3.3] [s0000.0000.0003.00]] [R[c100] [b3.3.3.3] [s0000.0000.0003.02]] [L[i10.1.1.2] [n10.1.1.2]] /328
e
[E] [L1] [I0x1] [N[c100] [b3.3.3.3] [s0000.0000.0003.02]] [R[c100] [b3.3.3.3] [s0000.0000.0001.00]] /264
e
[E] [L1] [I0x1] [N[c100] [b3.3.3.3] [s0000.0000.0003.02]] [R[c100] [b3.3.3.3] [s0000.0000.0003.00]] /264
[E] [L1] [I0x1] [N[c200] [b5.5.5.5] [s0000.0000.0005.00]] [R[c200] [b5.5.5.5] [s0000.0000.0006.02]] [L[i60.1.1.1] [n60.1.1.2]] /328
[E] [L1] [I0x1] [N[c200] [b5.5.5.5] [s0000.0000.0006.00]] [R[c200] [b5.5.5.5] [s0000.0000.0006.02]] [L[i60.1.1.2] [n60.1.1.2]] /328
[E] [L1] [I0x1] [N[c200] [b5.5.5.5] [s0000.0000.0006.02]] [R[c200] [b5.5.5.5] [s0000.0000.0005.00]] /264
[E] [L1] [I0x1] [N[c200] [b5.5.5.5] [s0000.0000.0006.02]] [R[c200] [b5.5.5.5] [s0000.0000.0006.00]] /264
e
[E] [L2] [I0x1] [N[c100] [b2.2.2.2] [s0000.0000.0002.00]] [R[c100] [b2.2.2.2] [s0000.0000.0002.02]] [L[i20.1.1.1] [n20.1.1.1]] /328
e
[E] [L2] [I0x1] [N[c100] [b2.2.2.2] [s0000.0000.0002.02]] [R[c100] [b2.2.2.2] [s0000.0000.0002.00]] /264
e
[E] [L2] [I0x1] [N[c100] [b2.2.2.2] [s0000.0000.0002.02]] [R[c100] [b2.2.2.2] [s0000.0000.0003.00]] /264
e
[E] [L2] [I0x1] [N[c100] [b2.2.2.2] [s0000.0000.0003.00]] [R[c100] [b2.2.2.2] [s0000.0000.0002.02]] [L[i20.1.1.2] [n20.1.1.1]] /328
e
[E] [L2] [I0x1] [N[c100] [b2.2.2.2] [s0000.0000.0003.00]] [R[c100] [b2.2.2.2] [s0000.0000.0003.04]] [L[i30.1.1.1] [n30.1.1.1]] /328
e
[E] [L2] [I0x1] [N[c100] [b2.2.2.2] [s0000.0000.0003.04]] [R[c100] [b2.2.2.2] [s0000.0000.0003.00]] /264
e
[E] [L2] [I0x1] [N[c100] [b2.2.2.2] [s0000.0000.0003.04]] [R[c100] [b2.2.2.2] [s0000.0000.0004.00]] /264
e
[E] [L2] [I0x1] [N[c100] [b2.2.2.2] [s0000.0000.0004.00]] [R[c100] [b2.2.2.2] [s0000.0000.0003.04]] [L[i30.1.1.2] [n30.1.1.1]] /328
```

e
[E] [L2] [I0x1] [N[c100] [b3.3.3.3] [s0000.0000.0002.00]] [R[c100] [b3.3.3.3] [s0000.0000.0002.00]] [L[i20.1.1.1] [n20.1.1.1]]/328

e
[E] [L2] [I0x1] [N[c100] [b3.3.3.3] [s0000.0000.0002.02]] [R[c100] [b3.3.3.3] [s0000.0000.0002.00]]/264

e
[E] [L2] [I0x1] [N[c100] [b3.3.3.3] [s0000.0000.0002.02]] [R[c100] [b3.3.3.3] [s0000.0000.0003.00]]/264

e
[E] [L2] [I0x1] [N[c100] [b3.3.3.3] [s0000.0000.0003.00]] [R[c100] [b3.3.3.3] [s0000.0000.0002.02]] [L[i20.1.1.2] [n20.1.1.1]]/328

e
[E] [L2] [I0x1] [N[c100] [b3.3.3.3] [s0000.0000.0003.00]] [R[c100] [b3.3.3.3] [s0000.0000.0003.04]] [L[i30.1.1.1] [n30.1.1.1]]/328

e
[E] [L2] [I0x1] [N[c100] [b3.3.3.3] [s0000.0000.0003.04]] [R[c100] [b3.3.3.3] [s0000.0000.0003.00]]/264

e
[E] [L2] [I0x1] [N[c100] [b3.3.3.3] [s0000.0000.0003.04]] [R[c100] [b3.3.3.3] [s0000.0000.0004.00]]/264

e
[E] [L2] [I0x1] [N[c100] [b3.3.3.3] [s0000.0000.0004.00]] [R[c100] [b3.3.3.3] [s0000.0000.0003.04]] [L[i30.1.1.2] [n30.1.1.1]]/328

e [T] [L1] [I0x1] [N[c100] [b1.1.1.1] [s0000.0000.0001.00]] [P[p10.1.1.0/24]]/240

e [T] [L1] [I0x1] [N[c100] [b1.1.1.1] [s0000.0000.0001.00]] [P[p1.1.1.1/32]]/248

e [T] [L1] [I0x1] [N[c100] [b1.1.1.1] [s0000.0000.0003.00]] [P[p10.1.1.0/24]]/240

e [T] [L1] [I0x1] [N[c100] [b1.1.1.1] [s0000.0000.0003.00]] [P[p20.1.1.0/24]]/240

e [T] [L1] [I0x1] [N[c100] [b1.1.1.1] [s0000.0000.0003.00]] [P[p30.1.1.0/24]]/240

e [T] [L1] [I0x1] [N[c100] [b1.1.1.1] [s0000.0000.0003.00]] [P[p3.3.3.3/32]]/248

e [T] [L1] [I0x1] [N[c100] [b3.3.3.3] [s0000.0000.0001.00]] [P[p10.1.1.0/24]]/240

e [T] [L1] [I0x1] [N[c100] [b3.3.3.3] [s0000.0000.0001.00]] [P[p1.1.1.1/32]]/248

e [T] [L1] [I0x1] [N[c100] [b3.3.3.3] [s0000.0000.0003.00]] [P[p10.1.1.0/24]]/240

e [T] [L1] [I0x1] [N[c100] [b3.3.3.3] [s0000.0000.0003.00]] [P[p20.1.1.0/24]]/240

e [T] [L1] [I0x1] [N[c100] [b3.3.3.3] [s0000.0000.0003.00]] [P[p30.1.1.0/24]]/240

e [T] [L1] [I0x1] [N[c100] [b3.3.3.3] [s0000.0000.0003.00]] [P[p3.3.3.3/32]]/248

[T] [L1] [I0x1] [N[c200] [b5.5.5.5] [s0000.0000.0005.00]] [P[p60.1.1.0/24]]/240

[T] [L1] [I0x1] [N[c200] [b5.5.5.5] [s0000.0000.0005.00]] [P[p5.5.5.5/32]]/248

[T] [L1] [I0x1] [N[c200] [b5.5.5.5] [s0000.0000.0006.00]] [P[p60.1.1.0/24]]/240

[T] [L1] [I0x1] [N[c200] [b5.5.5.5] [s0000.0000.0006.00]] [P[p6.6.6.6/32]]/248

e [T] [L2] [I0x1] [N[c100] [b2.2.2.2] [s0000.0000.0002.00]] [P[p20.1.1.0/24]]/240

e [T] [L2] [I0x1] [N[c100] [b2.2.2.2] [s0000.0000.0002.00]] [P[p2.2.2.2/32]]/248

e [T] [L2] [I0x1] [N[c100] [b2.2.2.2] [s0000.0000.0003.00]] [P[p10.1.1.0/24]]/240

e [T] [L2] [I0x1] [N[c100] [b2.2.2.2] [s0000.0000.0003.00]] [P[p20.1.1.0/24]]/240

e [T] [L2] [I0x1] [N[c100] [b2.2.2.2] [s0000.0000.0003.00]] [P[p30.1.1.0/24]]/240

e [T] [L2] [I0x1] [N[c100] [b2.2.2.2] [s0000.0000.0003.00]] [P[p1.1.1.1/32]]/248

e [T] [L2] [I0x1] [N[c100] [b2.2.2.2] [s0000.0000.0003.00]] [P[p3.3.3.3/32]]/248

e [T] [L2] [I0x1] [N[c100] [b2.2.2.2] [s0000.0000.0004.00]] [P[p30.1.1.0/24]]/240

e [T] [L2] [I0x1] [N[c100] [b2.2.2.2] [s0000.0000.0004.00]] [P[p4.4.4.4/32]]/248

e [T] [L2] [I0x1] [N[c100] [b3.3.3.3] [s0000.0000.0002.00]] [P[p20.1.1.0/24]]/240

e [T] [L2] [I0x1] [N[c100] [b3.3.3.3] [s0000.0000.0002.00]] [P[p2.2.2.2/32]]/248

e [T] [L2] [I0x1] [N[c100] [b3.3.3.3] [s0000.0000.0003.00]] [P[p10.1.1.0/24]]/240

e [T] [L2] [I0x1] [N[c100] [b3.3.3.3] [s0000.0000.0003.00]] [P[p20.1.1.0/24]]/240

e [T] [L2] [I0x1] [N[c100] [b3.3.3.3] [s0000.0000.0003.00]] [P[p30.1.1.0/24]]/240

```
e [T] [L2] [I0x1] [N[c100] [b3.3.3.3] [s0000.0000.0003.00]] [P[p1.1.1.1/32]]/248
e [T] [L2] [I0x1] [N[c100] [b3.3.3.3] [s0000.0000.0003.00]] [P[p3.3.3.3/32]]/248
e [T] [L2] [I0x1] [N[c100] [b3.3.3.3] [s0000.0000.0004.00]] [P[p30.1.1.0/24]]/240
e [T] [L2] [I0x1] [N[c100] [b3.3.3.3] [s0000.0000.0004.00]] [P[p4.4.4.4/32]]/248
[T] [L2] [I0x1] [N[c200] [b5.5.5.5] [s0000.0000.0005.00]] [P[p60.1.1.0/24]]/240
[T] [L2] [I0x1] [N[c200] [b5.5.5.5] [s0000.0000.0005.00]] [P[p5.5.5.5/32]]/248
[T] [L2] [I0x1] [N[c200] [b5.5.5.5] [s0000.0000.0005.00]] [P[p6.6.6.6/32]]/248
NLRIs, Total: 84, Node: 19, Link: 28, Prefix: 37
```

Note: Count of NLRIs may be different sometimes.

Validation for NLRI Count

```
R5#sho bgp link-state link-state count
```

```
-----
Total  NLRIs    : 100
Node   NLRIs    : 24
Link   NLRIs    : 32
Prefix NLRIs    : 44
-----
```

Note: Count of NLRIs may be different sometimes.

```
R5#show bgp link-state link-state self-originate
BGP router identifier 5.5.5.5, local AS number 200
Origin codes: i - IGP, e - EGP
Prefix codes: E link, V node, T IP reachable route, I Identifier
               N local node, R remote node, L link, P prefix
               L1/L2 ISIS level-1/level-2, O OSPF, a area-ID,
               c confed-ID/ASN, b bgp-identifier, r router-ID,
               i if-address, n nbr-address, o OSPF Route-type,
               p IP-prefix, d designated router address, s ISO-ID
[V] [L1] [I0x1] [N[c200] [b5.5.5.5] [s0000.0000.0005.00]]/208
[V] [L1] [I0x1] [N[c200] [b5.5.5.5] [s0000.0000.0006.00]]/208
[V] [L1] [I0x1] [N[c200] [b5.5.5.5] [s0000.0000.0006.02]]/208
[V] [L2] [I0x1] [N[c200] [b5.5.5.5] [s0000.0000.0005.00]]/208
[E] [L1] [I0x1] [N[c200] [b5.5.5.5] [s0000.0000.0005.00]] [R[c200] [b5.5.5.5] [s0000.0000.0006.02]] [L[i60.1.1.1] [n60.1.1.2]]/328
[E] [L1] [I0x1] [N[c200] [b5.5.5.5] [s0000.0000.0006.00]] [R[c200] [b5.5.5.5] [s0000.0000.0006.02]] [L[i60.1.1.2] [n60.1.1.2]]/328
[E] [L1] [I0x1] [N[c200] [b5.5.5.5] [s0000.0000.0006.02]] [R[c200] [b5.5.5.5] [s0000.0000.0005.00]]/264
[E] [L1] [I0x1] [N[c200] [b5.5.5.5] [s0000.0000.0006.02]] [R[c200] [b5.5.5.5] [s0000.0000.0006.00]]/264
[T] [L1] [I0x1] [N[c200] [b5.5.5.5] [s0000.0000.0005.00]] [P[p60.1.1.0/24]]/240
[T] [L1] [I0x1] [N[c200] [b5.5.5.5] [s0000.0000.0005.00]] [P[p5.5.5.5/32]]/248
[T] [L1] [I0x1] [N[c200] [b5.5.5.5] [s0000.0000.0006.00]] [P[p60.1.1.0/24]]/240
[T] [L1] [I0x1] [N[c200] [b5.5.5.5] [s0000.0000.0006.00]] [P[p6.6.6.6/32]]/248
[T] [L2] [I0x1] [N[c200] [b5.5.5.5] [s0000.0000.0005.00]] [P[p60.1.1.0/24]]/240
[T] [L2] [I0x1] [N[c200] [b5.5.5.5] [s0000.0000.0005.00]] [P[p5.5.5.5/32]]/248
[T] [L2] [I0x1] [N[c200] [b5.5.5.5] [s0000.0000.0005.00]] [P[p6.6.6.6/32]]/248
NLRIs, Total: 15, Node: 4, Link: 4, Prefix: 7
```

Note: Count of NLRIs may be different sometimes.

Validation for Node-NLRI

```
R5#show bgp link-state link-state [V][L1][I0x1][N[c100][b1.1.1.1][s0000.0000.0001.00]]/
208
BGP routing table entry for [V][L1][I0x1][N[c100][b1.1.1.1][s0000.0000.0001.00]]/208
Local
  Received from 50.1.1.2
  Link State:
  Aux Router ID: 1.1.1.1
  ISIS area address:49.0002
  Range Size: 8000 Base SID: 16000 SR Algorithm: 0 SR Flags: I:1 V:0
  Node flag bits: O:0 T:0 B:0 E:0
```

Validation for Link-NLRI

```
R5#show bgp link-state link-state
[E][L1][I0x1][N[c100][b1.1.1.1][s0000.0000.0001.00]][R[c100][b1.1.1.1][s0000.0000.0003.
02]][L[i10.1.1.1][n10.1.1.2]]/328
BGP routing table entry for
[E][L1][I0x1][N[c100][b1.1.1.1][s0000.0000.0001.00]][R[c100][b1.1.1.1][s0000.0000.0003.
02]][L[i10.1.1.1][n10.1.1.2]]/328
Local
  Received from 50.1.1.2
  Link State:
  Local Router ID: 1.1.1.1, Admin-group: Max link bw: 1250000000.00 ,Max
reservable link bw: 1250000000.00
  Max unreserved link bw:1250000000.00 1250000000.00 1250000000.00 1250000000.00
1250000000.00 1250000000.00 1250000000.00 1250000000.00
  TE metric 10 , IGP metric 10
  SR Flags: F:0 B:0 V:1 L:1 S:0 P:0
  MT-ID: 0 Neighbor ID: 0000.0000.0003 LAN Adjacency SID: 24320
```

Validation for Prefix-NLRI

```
R5#show bgp link-state link-state
[T][L1][I0x1][N[c100][b1.1.1.1][s0000.0000.0001.00]][P[p1.1.1.1/32]]/248
BGP routing table entry for
[T][L1][I0x1][N[c100][b1.1.1.1][s0000.0000.0001.00]][P[p1.1.1.1/32]]/248
Local
  Received from 50.1.1.2
  Link State:
  Metric: 10 SID: 16100 SR Flags: R:0 N:1 P:0 E:0 V:1 L:0
```

Validation on Controller**BGP Neighborhood**

```
Controller#show bgp neighbors
BGP neighbor is 40.1.1.1, remote AS 100, local AS 300, external link
  BGP version 4, local router ID 40.1.1.2, remote router ID 3.3.3.3
  BGP state = Established, up for 00:21:40
  Last read 00:00:07, hold time is 90, keepalive interval is 30 seconds
  Neighbor capabilities:
    Route refresh: advertised and received (old and new)
    Address family IPv4 Unicast: advertised and received
```

```
Address family Link-State Link-State: advertised and received
Received 124 messages, 0 notifications, 0 in queue
Sent 71 messages, 1 notifications, 0 in queue
Route refresh request: received 0, sent 0
Minimum time between advertisement runs is 30 seconds
For address family: IPv4 Unicast
BGP table version 1, neighbor version 1
Index 1, Offset 0, Mask 0x2
Community attribute sent to this neighbor (both)
0 accepted prefixes
0 announced prefixes

For address family: Link-State Link-State
BGP table version 7, neighbor version 7
Index 1, Offset 0, Mask 0x2
Community attribute sent to this neighbor (both)
69 accepted prefixes
15 announced prefixes

Connections established 2; dropped 1
Local host: 40.1.1.2, Local port: 47766
Foreign host: 40.1.1.1, Foreign port: 179
Nexthop: 40.1.1.2
Nexthop global: ::
Nexthop local: ::
BGP connection: non shared network
Last Reset: 00:21:45, due to Configuration Change (Cease Notification sent)
Notification Error Message: (Cease/Other Configuration Change.)

BGP neighbor is 50.1.1.1, remote AS 200, local AS 300, external link
BGP version 4, local router ID 40.1.1.2, remote router ID 5.5.5.5
BGP state = Established, up for 00:21:35
Last read 00:00:21, hold time is 90, keepalive interval is 30 seconds
Neighbor capabilities:
Route refresh: advertised and received (old and new)
Address family IPv4 Unicast: advertised and received
Address family Link-State Link-State: advertised and received
Received 79 messages, 0 notifications, 0 in queue
Sent 94 messages, 1 notifications, 0 in queue
Route refresh request: received 0, sent 0
Minimum time between advertisement runs is 30 seconds
For address family: IPv4 Unicast
BGP table version 1, neighbor version 1
Index 2, Offset 0, Mask 0x4
Community attribute sent to this neighbor (both)
0 accepted prefixes
0 announced prefixes

For address family: Link-State Link-State
BGP table version 7, neighbor version 7
```

```

Index 0, Offset 0, Mask 0x1
Community attribute sent to this neighbor (both)
15 accepted prefixes
69 announced prefixes

```

```

Connections established 2; dropped 1
Local host: 50.1.1.2, Local port: 179
Foreign host: 50.1.1.1, Foreign port: 43896
Nexthop: 50.1.1.2
Nexthop global: ::
Nexthop local: ::
BGP connection: non shared network
Last Reset: 00:21:40, due to Configuration Change (Cease Notification sent)
Notification Error Message: (Cease/Other Configuration Change.)

```

Validation of BGP-LS NLRIs

```

Controller#show bgp link-state link-state
BGP router identifier 40.1.1.2, local AS number 300
Origin codes: i - IGP, e - EGP
Prefix codes: E link, V node, T IP reachable route, I Identifier
               N local node, R remote node, L link, P prefix
               L1/L2 ISIS level-1/level-2, O OSPF, a area-ID,
               c confed-ID/ASN, b bgp-identifier, r router-ID,
               i if-address, n nbr-address, o OSPF Route-type,
               p IP-prefix, d designated router address, s ISO-ID
e [V][L1][I0x1][N[c100][b1.1.1.1][s0000.0000.0001.00]]/208
e [V][L1][I0x1][N[c100][b1.1.1.1][s0000.0000.0003.00]]/208
e [V][L1][I0x1][N[c100][b1.1.1.1][s0000.0000.0003.02]]/208
e [V][L1][I0x1][N[c100][b3.3.3.3][s0000.0000.0001.00]]/208
e [V][L1][I0x1][N[c100][b3.3.3.3][s0000.0000.0003.00]]/208
e [V][L1][I0x1][N[c100][b3.3.3.3][s0000.0000.0003.02]]/208
e [V][L1][I0x1][N[c200][b5.5.5.5][s0000.0000.0005.00]]/208
e [V][L1][I0x1][N[c200][b5.5.5.5][s0000.0000.0006.00]]/208
e [V][L1][I0x1][N[c200][b5.5.5.5][s0000.0000.0006.02]]/208
e [V][L2][I0x1][N[c100][b2.2.2.2][s0000.0000.0002.00]]/208
e [V][L2][I0x1][N[c100][b2.2.2.2][s0000.0000.0002.02]]/208
e [V][L2][I0x1][N[c100][b2.2.2.2][s0000.0000.0003.00]]/208
e [V][L2][I0x1][N[c100][b2.2.2.2][s0000.0000.0003.04]]/208
e [V][L2][I0x1][N[c100][b2.2.2.2][s0000.0000.0004.00]]/208
e [V][L2][I0x1][N[c100][b3.3.3.3][s0000.0000.0002.00]]/208
e [V][L2][I0x1][N[c100][b3.3.3.3][s0000.0000.0003.00]]/208
e [V][L2][I0x1][N[c100][b3.3.3.3][s0000.0000.0003.04]]/208
e [V][L2][I0x1][N[c100][b3.3.3.3][s0000.0000.0004.00]]/208
e [V][L2][I0x1][N[c200][b5.5.5.5][s0000.0000.0005.00]]/208
e
[E][L1][I0x1][N[c100][b1.1.1.1][s0000.0000.0001.00]][R[c100][b1.1.1.1][s0000.0000.0003.02]][L[i10.1.1.1][n10.1.1.2]]/328
e
[E][L1][I0x1][N[c100][b1.1.1.1][s0000.0000.0003.00]][R[c100][b1.1.1.1][s0000.0000.0003.02]][L[i10.1.1.2][n10.1.1.2]]/328

```

e
[E][L1][I0x1][N[c100][b1.1.1.1][s0000.0000.0003.02]][R[c100][b1.1.1.1][s0000.0000.0001.00]]/264

e
[E][L1][I0x1][N[c100][b1.1.1.1][s0000.0000.0003.02]][R[c100][b1.1.1.1][s0000.0000.0003.00]]/264

e
[E][L1][I0x1][N[c100][b3.3.3.3][s0000.0000.0001.00]][R[c100][b3.3.3.3][s0000.0000.0003.02]][L[i10.1.1.1][n10.1.1.2]]/328

e
[E][L1][I0x1][N[c100][b3.3.3.3][s0000.0000.0003.00]][R[c100][b3.3.3.3][s0000.0000.0003.02]][L[i10.1.1.2][n10.1.1.2]]/328

e
[E][L1][I0x1][N[c100][b3.3.3.3][s0000.0000.0003.02]][R[c100][b3.3.3.3][s0000.0000.0001.00]]/264

e
[E][L1][I0x1][N[c100][b3.3.3.3][s0000.0000.0003.02]][R[c100][b3.3.3.3][s0000.0000.0003.00]]/264

e
[E][L1][I0x1][N[c200][b5.5.5.5][s0000.0000.0005.00]][R[c200][b5.5.5.5][s0000.0000.0006.02]][L[i60.1.1.1][n60.1.1.2]]/328

e
[E][L1][I0x1][N[c200][b5.5.5.5][s0000.0000.0006.00]][R[c200][b5.5.5.5][s0000.0000.0006.02]][L[i60.1.1.2][n60.1.1.2]]/328

e
[E][L1][I0x1][N[c200][b5.5.5.5][s0000.0000.0006.02]][R[c200][b5.5.5.5][s0000.0000.0005.00]]/264

e
[E][L1][I0x1][N[c200][b5.5.5.5][s0000.0000.0006.02]][R[c200][b5.5.5.5][s0000.0000.0006.00]]/264

e
[E][L2][I0x1][N[c100][b2.2.2.2][s0000.0000.0002.00]][R[c100][b2.2.2.2][s0000.0000.0002.02]][L[i20.1.1.1][n20.1.1.1]]/328

e
[E][L2][I0x1][N[c100][b2.2.2.2][s0000.0000.0002.02]][R[c100][b2.2.2.2][s0000.0000.0002.00]]/264

e
[E][L2][I0x1][N[c100][b2.2.2.2][s0000.0000.0002.02]][R[c100][b2.2.2.2][s0000.0000.0003.00]]/264

e
[E][L2][I0x1][N[c100][b2.2.2.2][s0000.0000.0003.00]][R[c100][b2.2.2.2][s0000.0000.0002.02]][L[i20.1.1.2][n20.1.1.1]]/328

e
[E][L2][I0x1][N[c100][b2.2.2.2][s0000.0000.0003.00]][R[c100][b2.2.2.2][s0000.0000.0003.04]][L[i30.1.1.1][n30.1.1.1]]/328

e
[E][L2][I0x1][N[c100][b2.2.2.2][s0000.0000.0003.04]][R[c100][b2.2.2.2][s0000.0000.0003.00]]/264

e
[E][L2][I0x1][N[c100][b2.2.2.2][s0000.0000.0003.04]][R[c100][b2.2.2.2][s0000.0000.0004.00]]/264

e
[E][L2][I0x1][N[c100][b2.2.2.2][s0000.0000.0004.00]][R[c100][b2.2.2.2][s0000.0000.0003.04]][L[i30.1.1.2][n30.1.1.1]]/328

e
[E][L2][I0x1][N[c100][b3.3.3.3][s0000.0000.0002.00]][R[c100][b3.3.3.3][s0000.0000.0002.02]][L[i20.1.1.1][n20.1.1.1]]/328

e
[E][L2][I0x1][N[c100][b3.3.3.3][s0000.0000.0002.02]][R[c100][b3.3.3.3][s0000.0000.0002.00]]/264

```
e
[E] [L2] [I0x1] [N[c100] [b3.3.3.3] [s0000.0000.0002.02]] [R[c100] [b3.3.3.3] [s0000.0000.0003.00]]/264
e
[E] [L2] [I0x1] [N[c100] [b3.3.3.3] [s0000.0000.0003.00]] [R[c100] [b3.3.3.3] [s0000.0000.0002.02]] [L[i20.1.1.2] [n20.1.1.1]]/328
e
[E] [L2] [I0x1] [N[c100] [b3.3.3.3] [s0000.0000.0003.00]] [R[c100] [b3.3.3.3] [s0000.0000.0003.04]] [L[i30.1.1.1] [n30.1.1.1]]/328
e
[E] [L2] [I0x1] [N[c100] [b3.3.3.3] [s0000.0000.0003.04]] [R[c100] [b3.3.3.3] [s0000.0000.0003.00]]/264
e
[E] [L2] [I0x1] [N[c100] [b3.3.3.3] [s0000.0000.0003.04]] [R[c100] [b3.3.3.3] [s0000.0000.0004.00]]/264
e
[E] [L2] [I0x1] [N[c100] [b3.3.3.3] [s0000.0000.0004.00]] [R[c100] [b3.3.3.3] [s0000.0000.0003.04]] [L[i30.1.1.2] [n30.1.1.1]]/328
e [T] [L1] [I0x1] [N[c100] [b1.1.1.1] [s0000.0000.0001.00]] [P[p10.1.1.0/24]]/240
e [T] [L1] [I0x1] [N[c100] [b1.1.1.1] [s0000.0000.0001.00]] [P[p1.1.1.1/32]]/248
e [T] [L1] [I0x1] [N[c100] [b1.1.1.1] [s0000.0000.0003.00]] [P[p10.1.1.0/24]]/240
e [T] [L1] [I0x1] [N[c100] [b1.1.1.1] [s0000.0000.0003.00]] [P[p20.1.1.0/24]]/240
e [T] [L1] [I0x1] [N[c100] [b1.1.1.1] [s0000.0000.0003.00]] [P[p30.1.1.0/24]]/240
e [T] [L1] [I0x1] [N[c100] [b1.1.1.1] [s0000.0000.0003.00]] [P[p3.3.3.3/32]]/248
e [T] [L1] [I0x1] [N[c100] [b3.3.3.3] [s0000.0000.0001.00]] [P[p10.1.1.0/24]]/240
e [T] [L1] [I0x1] [N[c100] [b3.3.3.3] [s0000.0000.0001.00]] [P[p1.1.1.1/32]]/248
e [T] [L1] [I0x1] [N[c100] [b3.3.3.3] [s0000.0000.0003.00]] [P[p10.1.1.0/24]]/240
e [T] [L1] [I0x1] [N[c100] [b3.3.3.3] [s0000.0000.0003.00]] [P[p20.1.1.0/24]]/240
e [T] [L1] [I0x1] [N[c100] [b3.3.3.3] [s0000.0000.0003.00]] [P[p30.1.1.0/24]]/240
e [T] [L1] [I0x1] [N[c100] [b3.3.3.3] [s0000.0000.0003.00]] [P[p3.3.3.3/32]]/248
e [T] [L1] [I0x1] [N[c200] [b5.5.5.5] [s0000.0000.0005.00]] [P[p60.1.1.0/24]]/240
e [T] [L1] [I0x1] [N[c200] [b5.5.5.5] [s0000.0000.0005.00]] [P[p5.5.5.5/32]]/248
e [T] [L1] [I0x1] [N[c200] [b5.5.5.5] [s0000.0000.0006.00]] [P[p60.1.1.0/24]]/240
e [T] [L1] [I0x1] [N[c200] [b5.5.5.5] [s0000.0000.0006.00]] [P[p6.6.6.6/32]]/248
e [T] [L2] [I0x1] [N[c100] [b2.2.2.2] [s0000.0000.0002.00]] [P[p20.1.1.0/24]]/240
e [T] [L2] [I0x1] [N[c100] [b2.2.2.2] [s0000.0000.0002.00]] [P[p2.2.2.2/32]]/248
e [T] [L2] [I0x1] [N[c100] [b2.2.2.2] [s0000.0000.0003.00]] [P[p10.1.1.0/24]]/240
e [T] [L2] [I0x1] [N[c100] [b2.2.2.2] [s0000.0000.0003.00]] [P[p20.1.1.0/24]]/240
e [T] [L2] [I0x1] [N[c100] [b2.2.2.2] [s0000.0000.0003.00]] [P[p30.1.1.0/24]]/240
e [T] [L2] [I0x1] [N[c100] [b2.2.2.2] [s0000.0000.0003.00]] [P[p1.1.1.1/32]]/248
e [T] [L2] [I0x1] [N[c100] [b2.2.2.2] [s0000.0000.0003.00]] [P[p3.3.3.3/32]]/248
e [T] [L2] [I0x1] [N[c100] [b2.2.2.2] [s0000.0000.0004.00]] [P[p30.1.1.0/24]]/240
e [T] [L2] [I0x1] [N[c100] [b2.2.2.2] [s0000.0000.0004.00]] [P[p4.4.4.4/32]]/248
e [T] [L2] [I0x1] [N[c100] [b3.3.3.3] [s0000.0000.0002.00]] [P[p20.1.1.0/24]]/240
e [T] [L2] [I0x1] [N[c100] [b3.3.3.3] [s0000.0000.0002.00]] [P[p2.2.2.2/32]]/248
e [T] [L2] [I0x1] [N[c100] [b3.3.3.3] [s0000.0000.0003.00]] [P[p10.1.1.0/24]]/240
e [T] [L2] [I0x1] [N[c100] [b3.3.3.3] [s0000.0000.0003.00]] [P[p20.1.1.0/24]]/240
e [T] [L2] [I0x1] [N[c100] [b3.3.3.3] [s0000.0000.0003.00]] [P[p30.1.1.0/24]]/240
e [T] [L2] [I0x1] [N[c100] [b3.3.3.3] [s0000.0000.0003.00]] [P[p1.1.1.1/32]]/248
e [T] [L2] [I0x1] [N[c100] [b3.3.3.3] [s0000.0000.0003.00]] [P[p3.3.3.3/32]]/248
e [T] [L2] [I0x1] [N[c100] [b3.3.3.3] [s0000.0000.0004.00]] [P[p30.1.1.0/24]]/240
e [T] [L2] [I0x1] [N[c100] [b3.3.3.3] [s0000.0000.0004.00]] [P[p4.4.4.4/32]]/248
e [T] [L2] [I0x1] [N[c200] [b5.5.5.5] [s0000.0000.0005.00]] [P[p60.1.1.0/24]]/240
```

```
e [T][L2][I0x1][N[c200][b5.5.5.5][s0000.0000.0005.00]][P[p5.5.5.5/32]]/248
e [T][L2][I0x1][N[c200][b5.5.5.5][s0000.0000.0005.00]][P[p6.6.6.6/32]]/248
NLRIs, Total: 84, Node: 19, Link: 28, Prefix: 37
```

Note: Count of NLRIs may be different sometimes.

Validation for Particular NLRI

```
Controller#show bgp link-state link-state
[V][L2][I0x1][N[c100][b2.2.2.2][s0000.0000.0002.00]]/208
BGP routing table entry for [V][L2][I0x1][N[c100][b2.2.2.2][s0000.0000.0002.00]]/208
Local
  Received from 40.1.1.1
  Link State:
  Aux Router ID: 2.2.2.2
  ISIS area address:49.0001
  Range Size: 8000 Base SID: 16000 SR Algorithm: 0 SR Flags: I:1 V:0
  Node flag bits: O:0 T:0 B:0 E:0

Controller#show bgp link-state link-state
[E][L2][I0x1][N[c100][b2.2.2.2][s0000.0000.0004.00]][R[c100][b2.2.2.2][s0000.0000.0003.04]][L[i30.1.1.2][n30.1.1.1]]/328
BGP routing table entry for
[E][L2][I0x1][N[c100][b2.2.2.2][s0000.0000.0004.00]][R[c100][b2.2.2.2][s0000.0000.0003.04]][L[i30.1.1.2][n30.1.1.1]]/328
Local
  Received from 40.1.1.1
  Link State:
  Local Router ID: 4.4.4.4, Admin-group: Max link bw: 1250000000.00 ,Max
reservable link bw: 1250000000.00
  Max unreserved link bw:1250000000.00 1250000000.00 1250000000.00 1250000000.00
1250000000.00 1250000000.00 1250000000.00 1250000000.00
  TE metric 10 , IGP metric 10
  SR Flags: F:0 B:0 V:1 L:1 S:0 P:0
  MT-ID: 0 Neighbor ID: 0000.0000.0003 LAN Adjacency SID: 24320

Controller#show bgp link-state link-state
[T][L2][I0x1][N[c100][b3.3.3.3][s0000.0000.0004.00]][P[p4.4.4.4/32]]/248
BGP routing table entry for
[T][L2][I0x1][N[c100][b3.3.3.3][s0000.0000.0004.00]][P[p4.4.4.4/32]]/248
Local
  Received from 40.1.1.1
  Link State:
  Metric: 10 SID: 16700 SR Flags: R:0 N:1 P:0 E:0 V:1 L:0
```

SRMS Configuration

R5

R5(config)#segment-routing	Entering to SRMS.
R5(config-sr)#mapping-server	Entering to Mapping Server

R5 (config-sr-ms)#prefix-sid-map address-family ipv4	Entering to prefix-to sid mapping.
R5 (config-sr-ms-map-af4)#21.21.21.21/32 4545 attached	Configure SID for prefix.
R5 (config-sr-ms-map-af4)#31.31.31.31/32 3535 attached	Configure SID for prefix.
R5 (config-sr-ms-map-af4)#end	Exit from SRMS.
R5#configure terminal	Entering to Config mode.
R5 (config)#router isis 1	Entering to router isis mode.
R5 (config-router)#segment-routing prefix-sid-map advertise-local	Configure advertise-local for prefix-sid mapping.
R5 (config-router)#exit	Exit from router isis mode

R3

R3 (config)#segment-routing	Entering to SRMS.
R3 (config-sr)#mapping-server	Entering to Mapping Server
R3 (config-sr-ms)#prefix-sid-map address-family ipv4	Entering to prefix-to sid mapping.
R3 (config-sr-ms-map-af4)#11.11.11.11/32 1111 range 3	Configure SID for prefix.
R3 (config-sr-ms-map-af4)#12.12.12.12/32 6767 range 1	Configure SID for prefix.
R3 (config-sr-ms-map-af4)#end	Exit from SRMS.
R3#configure terminal	Entering to Config mode.
R3 (config)#router isis 1	Entering to router isis mode.
R3 (config-router)#segment-routing prefix-sid-map advertise-local	Configure advertise-local for prefix-sid mapping.
R3 (config-router)#exit	Exit from router isis mode

Validation on R3

ISIS Database Verbose

R3#show isis database verbose

Tag 1: VRF : default

IS-IS Level-1 Link State Database:

LSPID	LSP Seq Num	LSP Checksum	LSP Holdtime	ATT/P/OL
R1.00-00	0x00000018	0xBFF4	1071	0/0/0
Area Address: 49.0000				
NLPID: 0xCC				
Hostname: R1				
IP Address: 10.1.1.1				
Router ID: 1.1.1.1				
Router Cap: 1.1.1.1				
SRGB Range: 3000 SRGB Base SID: 18000 I:1 V:0				
SR-Algorithm:				
Algorithm: 0				

```

Metric: 10          IS-Extended R1.01
  IPv4 Interface Address: 10.1.1.1
  Neighbor IP Address: 10.1.1.1
  Maximum Link Bandwidth: 10g
  Reservable Bandwidth: 10g
  Unreserved Bandwidth:
    Unreserved Bandwidth at priority 0: 10g
    Unreserved Bandwidth at priority 1: 10g
    Unreserved Bandwidth at priority 2: 10g
    Unreserved Bandwidth at priority 3: 10g
    Unreserved Bandwidth at priority 4: 10g
    Unreserved Bandwidth at priority 5: 10g
    Unreserved Bandwidth at priority 6: 10g
    Unreserved Bandwidth at priority 7: 10g
  TE-Default Metric: 10
  System-ID: 0000.0000.0003 LAN Adjacency SID: 24960 F:0 B:0 V:1 L:1 S:0 P:0
Metric: 10          IP-Extended 10.1.1.0/30
Metric: 10          IP-Extended 1.1.1.1/32
  Prefix-SID: index 100 R:0 N:1 P:0 E:0 V:0 L:0
R1.01-00            0x00000002 0xA129          1083          0/0/0
  Metric: 0          IS-Extended R1.00
  Metric: 0          IS-Extended R3.00
R1.02-00            0x00000012 0xC623          0 (328)       0/0/0
R3.00-00            * 0x00000116 0x5AAC          1194          1/0/0
Area Address: 49.0000
NLPID: 0xCC
Hostname: R3
IP Address: 10.1.1.2
Router ID: 3.3.3.3
Router Cap: 3.3.3.3
  SRGB Range: 4801 SRGB Base SID: 17500 I:1 V:0
  SR-Algorithm:
    Algorithm: 0
  SRMS-Preference: 128
Metric: 10          IS-Extended R1.01
  IPv4 Interface Address: 10.1.1.2
  Neighbor IP Address: 10.1.1.1
  Maximum Link Bandwidth: 10g
  Reservable Bandwidth: 10g
  Unreserved Bandwidth:
    Unreserved Bandwidth at priority 0: 10g
    Unreserved Bandwidth at priority 1: 10g
    Unreserved Bandwidth at priority 2: 10g
    Unreserved Bandwidth at priority 3: 10g
    Unreserved Bandwidth at priority 4: 10g
    Unreserved Bandwidth at priority 5: 10g
    Unreserved Bandwidth at priority 6: 10g
    Unreserved Bandwidth at priority 7: 10g
  TE-Default Metric: 10
  System-ID: 0000.0000.0001 LAN Adjacency SID: 24320 F:0 B:0 V:1 L:1 S:0 P:0

```



```

Metric: 10          IS-Extended 0000.0000.0004.01
  IPv4 Interface Address: 30.1.1.1
  Neighbor IP Address: 30.1.1.2
  Maximum Link Bandwidth: 10g
  Reservable Bandwidth: 10g
  Unreserved Bandwidth:
    Unreserved Bandwidth at priority 0: 10g
    Unreserved Bandwidth at priority 1: 10g
    Unreserved Bandwidth at priority 2: 10g
    Unreserved Bandwidth at priority 3: 10g
    Unreserved Bandwidth at priority 4: 10g
    Unreserved Bandwidth at priority 5: 10g
    Unreserved Bandwidth at priority 6: 10g
    Unreserved Bandwidth at priority 7: 10g
  TE-Default Metric: 10
  System-ID: 0000.0000.0004 LAN Adjacency SID: 24322 F:0 B:0 V:1 L:1 S:0 P:0
Metric: 10          IP-Extended 10.1.1.0/24
Metric: 10          IP-Extended 20.1.1.0/24
Metric: 10          IP-Extended 30.1.1.0/24
Metric: 10          IP-Extended 3.3.3.3/32
  Prefix-SID: index 300 R:0 N:1 P:0 E:0 V:0 L:0
Metric: 20          IP-Extended 2.2.2.2/32
  Prefix-SID: index 400 R:1 N:0 P:0 E:0 V:0 L:0
SID Binding: 11.11.11.11/32 F:0 M:0 S:0 D:0 A:0 Range:3
  SID: Start:1111 Algorithm:0 R:0 N:0 P:0 E:0 V:0 L:0
SID Binding: 12.12.12.12/32 F:0 M:0 S:0 D:0 A:0 Range:1
  SID: Start:6767 Algorithm:0 R:0 N:0 P:0 E:0 V:0 L:0
0000.0000.0004.00-00 0x00000016 0xAA99 1071 0/0/0
Area Address: 49.0000
NLPID: 0xCC
IP Address: 30.1.1.2
Router ID: 4.4.4.4
Router Cap: 4.4.4.4
  SRGB Range: 7301 SRGB Base SID: 16500 I:1 V:0
  SR-Algorithm:
    Algorithm: 0
Metric: 10          IS-Extended 0000.0000.0004.01
  IPv4 Interface Address: 30.1.1.2
  Neighbor IP Address: 30.1.1.2
  Maximum Link Bandwidth: 10g
  Reservable Bandwidth: 10g
  Unreserved Bandwidth:
    Unreserved Bandwidth at priority 0: 10g
    Unreserved Bandwidth at priority 1: 10g
    Unreserved Bandwidth at priority 2: 10g
    Unreserved Bandwidth at priority 3: 10g
    Unreserved Bandwidth at priority 4: 10g
    Unreserved Bandwidth at priority 5: 10g
    Unreserved Bandwidth at priority 6: 10g
    Unreserved Bandwidth at priority 7: 10g

```

```

TE-Default Metric: 10
System-ID: 0000.0000.0003 LAN Adjacency SID: 24320 F:0 B:0 V:1 L:1 S:0 P:0
Metric: 10 IP-Extended 30.1.1.0/24
Metric: 10 IP-Extended 4.4.4.4/32
Prefix-SID: index 500 R:0 N:1 P:0 E:0 V:0 L:0
0000.0000.0004.01-00 0x00000001 0xA61F 395 0/0/0
Metric: 0 IS-Extended 0000.0000.0004.00
Metric: 0 IS-Extended R3.00
0000.0000.0004.02-00 0x00000010 0xB236 0 (365) 0/0/0

```

IS-IS Level-2 Link State Database:

```

LSPID LSP Seq Num LSP Checksum LSP Holdtime ATT/P/OL
0000.0000.0002.00-00 0x0000001A 0xD622 1071 0/0/0

```

```
Area Address: 49.0001
```

```
NLPID: 0xCC
```

```
IP Address: 20.1.1.1
```

```
Router ID: 2.2.2.2
```

```
Router Cap: 2.2.2.2
```

```
SRGB Range: 3000 SRGB Base SID: 19000 I:1 V:0
```

```
SR-Algorithm:
```

```
Algorithm: 0
```

```
Metric: 10 IS-Extended 0000.0000.0002.01
```

```
IPv4 Interface Address: 20.1.1.1
```

```
Neighbor IP Address: 20.1.1.1
```

```
Maximum Link Bandwidth: 10g
```

```
Reservable Bandwidth: 10g
```

```
Unreserved Bandwidth:
```

```
Unreserved Bandwidth at priority 0: 10g
```

```
Unreserved Bandwidth at priority 1: 10g
```

```
Unreserved Bandwidth at priority 2: 10g
```

```
Unreserved Bandwidth at priority 3: 10g
```

```
Unreserved Bandwidth at priority 4: 10g
```

```
Unreserved Bandwidth at priority 5: 10g
```

```
Unreserved Bandwidth at priority 6: 10g
```

```
Unreserved Bandwidth at priority 7: 10g
```

```
TE-Default Metric: 10
```

```
System-ID: 0000.0000.0003 LAN Adjacency SID: 24320 F:0 B:0 V:1 L:1 S:0 P:0
```

```
Metric: 10 IP-Extended 20.1.1.0/24
```

```
Metric: 10 IP-Extended 2.2.2.2/32
```

```
Prefix-SID: index 400 R:0 N:1 P:0 E:0 V:0 L:0
```

```
0000.0000.0002.01-00 0x00000002 0xA422 1191 0/0/0
```

```
Metric: 0 IS-Extended 0000.0000.0002.00
```

```
Metric: 0 IS-Extended R3.00
```

```
0000.0000.0002.03-00 0x00000013 0xB72D 0 (256) 0/0/0
```

```
R3.00-00 * 0x00000127 0x0123 1185 0/0/0
```

```
Area Address: 49.0000
```

```
NLPID: 0xCC
```

```
Hostname: R3
```

```
IP Address: 10.1.1.2
```

```
Router ID: 3.3.3.3
```

```

Router Cap: 3.3.3.3
  SRGB Range: 4801   SRGB Base SID: 17500   I:1 V:0
  SR-Algorithm:
    Algorithm: 0
  SRMS-Preference: 128
Metric: 10          IS-Extended 0000.0000.0002.01
IPv4 Interface Address: 20.1.1.2
Neighbor IP Address: 20.1.1.1
Maximum Link Bandwidth: 10g
Reservable Bandwidth: 10g
Unreserved Bandwidth:
  Unreserved Bandwidth at priority 0: 10g
  Unreserved Bandwidth at priority 1: 10g
  Unreserved Bandwidth at priority 2: 10g
  Unreserved Bandwidth at priority 3: 10g
  Unreserved Bandwidth at priority 4: 10g
  Unreserved Bandwidth at priority 5: 10g
  Unreserved Bandwidth at priority 6: 10g
  Unreserved Bandwidth at priority 7: 10g
TE-Default Metric: 10
System-ID: 0000.0000.0002 LAN Adjacency SID: 24321 F:0 B:0 V:1 L:1 S:0 P:0
Metric: 10          IP-Extended 10.1.1.0/24
Metric: 10          IP-Extended 20.1.1.0/24
Metric: 20          IP-Extended 10.1.1.0/30
Metric: 10          IP-Extended 30.1.1.0/24
Metric: 10          IP-Extended 3.3.3.3/32
  Prefix-SID: index 300 R:0 N:1 P:0 E:0 V:0 L:0
Metric: 20          IP-Extended 1.1.1.1/32
  Prefix-SID: index 100 R:1 N:0 P:0 E:0 V:0 L:0
Metric: 20          IP-Extended 4.4.4.4/32
  Prefix-SID: index 500 R:1 N:0 P:0 E:0 V:0 L:0
SID Binding: 11.11.11.11/32 F:0 M:0 S:0 D:0 A:0 Range:3
  SID: Start:1111 Algorithm:0 R:0 N:0 P:0 E:0 V:0 L:0
SID Binding: 12.12.12.12/32 F:0 M:0 S:0 D:0 A:0 Range:1
  SID: Start:6767 Algorithm:0 R:0 N:0 P:0 E:0 V:0 L:0

```

Validation for NLRI count

```
R3#sho bgp link-state link-state count
```

```

-----
Total  NLRIs   : 96
Node   NLRIs   : 19
Link   NLRIs   : 28
Prefix NLRIs   : 49
-----

```

Note: Count of NLRIs may be different sometimes.

```

R3#sho bgp link-state link-state self-originate
BGP router identifier 3.3.3.3, local AS number 100
Origin codes: i - IGP, e - EGP
Prefix codes: E link, V node, T IP reachable route, I Identifier
              N local node, R remote node, L link, P prefix

```

L1/L2 ISIS level-1/level-2, O OSPF, a area-ID,
c confed-ID/ASN, b bgp-identifier, r router-ID,
i if-address, n nbr-address, o OSPF Route-type,
p IP-prefix, d designated router address, s ISO-ID

```
[V] [L1] [I0x1] [N[c100] [b3.3.3.3] [s0000.0000.0001.00]]/208
[V] [L1] [I0x1] [N[c100] [b3.3.3.3] [s0000.0000.0003.00]]/208
[V] [L1] [I0x1] [N[c100] [b3.3.3.3] [s0000.0000.0003.02]]/208
[V] [L2] [I0x1] [N[c100] [b3.3.3.3] [s0000.0000.0002.00]]/208
[V] [L2] [I0x1] [N[c100] [b3.3.3.3] [s0000.0000.0003.00]]/208
[V] [L2] [I0x1] [N[c100] [b3.3.3.3] [s0000.0000.0003.04]]/208
[V] [L2] [I0x1] [N[c100] [b3.3.3.3] [s0000.0000.0004.00]]/208
[E] [L1] [I0x1] [N[c100] [b3.3.3.3] [s0000.0000.0001.00]] [R[c100] [b3.3.3.3] [s0000.0000.0003.02]] [L[i10.1.1.1] [n10.1.1.2]]/328
[E] [L1] [I0x1] [N[c100] [b3.3.3.3] [s0000.0000.0003.00]] [R[c100] [b3.3.3.3] [s0000.0000.0003.02]] [L[i10.1.1.2] [n10.1.1.2]]/328
[E] [L1] [I0x1] [N[c100] [b3.3.3.3] [s0000.0000.0003.02]] [R[c100] [b3.3.3.3] [s0000.0000.0001.00]]/264
[E] [L1] [I0x1] [N[c100] [b3.3.3.3] [s0000.0000.0003.02]] [R[c100] [b3.3.3.3] [s0000.0000.0003.00]]/264
[E] [L2] [I0x1] [N[c100] [b3.3.3.3] [s0000.0000.0002.00]] [R[c100] [b3.3.3.3] [s0000.0000.0002.02]] [L[i20.1.1.1] [n20.1.1.1]]/328
[E] [L2] [I0x1] [N[c100] [b3.3.3.3] [s0000.0000.0002.02]] [R[c100] [b3.3.3.3] [s0000.0000.0002.00]]/264
[E] [L2] [I0x1] [N[c100] [b3.3.3.3] [s0000.0000.0002.02]] [R[c100] [b3.3.3.3] [s0000.0000.0003.00]]/264
[E] [L2] [I0x1] [N[c100] [b3.3.3.3] [s0000.0000.0003.00]] [R[c100] [b3.3.3.3] [s0000.0000.0002.02]] [L[i20.1.1.2] [n20.1.1.1]]/328
[E] [L2] [I0x1] [N[c100] [b3.3.3.3] [s0000.0000.0003.00]] [R[c100] [b3.3.3.3] [s0000.0000.0003.04]] [L[i30.1.1.1] [n30.1.1.1]]/328
[E] [L2] [I0x1] [N[c100] [b3.3.3.3] [s0000.0000.0003.04]] [R[c100] [b3.3.3.3] [s0000.0000.0003.00]]/264
[E] [L2] [I0x1] [N[c100] [b3.3.3.3] [s0000.0000.0003.04]] [R[c100] [b3.3.3.3] [s0000.0000.0004.00]]/264
[E] [L2] [I0x1] [N[c100] [b3.3.3.3] [s0000.0000.0004.00]] [R[c100] [b3.3.3.3] [s0000.0000.0003.04]] [L[i30.1.1.2] [n30.1.1.1]]/328
[T] [L1] [I0x1] [N[c100] [b3.3.3.3] [s0000.0000.0001.00]] [P[p10.1.1.0/24]]/240
[T] [L1] [I0x1] [N[c100] [b3.3.3.3] [s0000.0000.0001.00]] [P[p1.1.1.1/32]]/248
[T] [L1] [I0x1] [N[c100] [b3.3.3.3] [s0000.0000.0003.00]] [P[p10.1.1.0/24]]/240
[T] [L1] [I0x1] [N[c100] [b3.3.3.3] [s0000.0000.0003.00]] [P[p20.1.1.0/24]]/240
[T] [L1] [I0x1] [N[c100] [b3.3.3.3] [s0000.0000.0003.00]] [P[p30.1.1.0/24]]/240
[T] [L1] [I0x1] [N[c100] [b3.3.3.3] [s0000.0000.0003.00]] [P[p3.3.3.3/32]]/248
[T] [L1] [I0x1] [N[c100] [b3.3.3.3] [s0000.0000.0003.00]] [P[p11.11.11.11/32]]/248
[T] [L1] [I0x1] [N[c100] [b3.3.3.3] [s0000.0000.0003.00]] [P[p12.12.12.12/32]]/248
[T] [L2] [I0x1] [N[c100] [b3.3.3.3] [s0000.0000.0002.00]] [P[p20.1.1.0/24]]/240
[T] [L2] [I0x1] [N[c100] [b3.3.3.3] [s0000.0000.0002.00]] [P[p2.2.2.2/32]]/248
[T] [L2] [I0x1] [N[c100] [b3.3.3.3] [s0000.0000.0003.00]] [P[p10.1.1.0/24]]/240
[T] [L2] [I0x1] [N[c100] [b3.3.3.3] [s0000.0000.0003.00]] [P[p20.1.1.0/24]]/240
[T] [L2] [I0x1] [N[c100] [b3.3.3.3] [s0000.0000.0003.00]] [P[p30.1.1.0/24]]/240
[T] [L2] [I0x1] [N[c100] [b3.3.3.3] [s0000.0000.0003.00]] [P[p1.1.1.1/32]]/248
[T] [L2] [I0x1] [N[c100] [b3.3.3.3] [s0000.0000.0003.00]] [P[p3.3.3.3/32]]/248
[T] [L2] [I0x1] [N[c100] [b3.3.3.3] [s0000.0000.0003.00]] [P[p11.11.11.11/32]]/248
[T] [L2] [I0x1] [N[c100] [b3.3.3.3] [s0000.0000.0003.00]] [P[p12.12.12.12/32]]/248
[T] [L2] [I0x1] [N[c100] [b3.3.3.3] [s0000.0000.0004.00]] [P[p30.1.1.0/24]]/240
```

```
[T][L2][I0x1][N[c100][b3.3.3.3][s0000.0000.0004.00]][P[p4.4.4.4/32]]/248
NLRIs, Total: 38, Node: 7, Link: 12, Prefix: 19
```

Note: Count of NLRIs may be different sometimes.

Note: Here the total number of NLRI increases because of prefixes configured in SRMS.

Validation for Particular NLRI

Here we verify the prefix-NLRIs for prefixes configured in SRMS.

```
R3#show bgp link-state link-state
[T][L2][I0x1][N[c100][b3.3.3.3][s0000.0000.0003.00]][P[p11.11.11.11/32]]/248
BGP routing table entry for
[T][L2][I0x1][N[c100][b3.3.3.3][s0000.0000.0003.00]][P[p11.11.11.11/32]]/248
Local
  Received from IGP
  Link State:
  SRMS SID: Start: 1111 Range: 3 Algorithm: 0 SR Flags: F:0 M:0 S:0 D:0 A:0
  SR Flags: R:0 N:0 P:0 E:0 V:0 L:0
```

```
R3#show bgp li li [T][L2][I0x1][N[c100][b3.3.3.3][s0000.0000.0003.00]][P[p12.12.12.12/
32]]/248
BGP routing table entry for
[T][L2][I0x1][N[c100][b3.3.3.3][s0000.0000.0003.00]][P[p12.12.12.12/32]]/248
Local
  Received from IGP
  Link State:
  SRMS SID: Start: 6767 Range: 1 Algorithm: 0 SR Flags: F:0 M:0 S:0 D:0 A:0
  SR Flags: R:0 N:0 P:0 E:0 V:0 L:0
```

```
R3#show bgp link-state link-state
[T][L2][I0x1][N[c200][b5.5.5.5][s0000.0000.0005.00]][P[p21.21.21.21/32]]/248
BGP routing table entry for
[T][L2][I0x1][N[c200][b5.5.5.5][s0000.0000.0005.00]][P[p21.21.21.21/32]]/248
Local
  Received from 40.1.1.2
  Link State:
  SRMS SID: Start: 4545 Range: 1 Algorithm: 0 SR Flags: F:0 M:0 S:0 D:0 A:1
  SR Flags: R:0 N:0 P:0 E:0 V:0 L:0
```

```
R3#show bgp link-state link-state
[T][L2][I0x1][N[c200][b5.5.5.5][s0000.0000.0005.00]][P[p31.31.31.31/32]]/248
BGP routing table entry for
[T][L2][I0x1][N[c200][b5.5.5.5][s0000.0000.0005.00]][P[p31.31.31.31/32]]/248
Local
  Received from 40.1.1.2
  Link State:
  SRMS SID: Start: 3535 Range: 1 Algorithm: 0 SR Flags: F:0 M:0 S:0 D:0 A:1
  SR Flags: R:0 N:0 P:0 E:0 V:0 L:0
```

CHAPTER 3 BGP Link State with OSPF Segment Routing

This chapter contains configuration and validation of BGP-Link state extension for OSPF-SR.

Overview

Segment Routing (SR) allows a headend node to steer a packet flow along any path. Intermediate per-flow states are eliminated due to source routing. The headend node is said to steer a flow into a Segment Routing Policy (SR Policy). The header of a packet steered in an SR Policy is augmented with the ordered list of segments associated with that SR Policy. This feature is supported for the MPLS instantiations.

BGP-LS describes a mechanism by which Link-State (LS) and Traffic Engineering (TE) information from IGPs can be collected from networks and shared with external components using the BGP. This is achieved using a new BGP Network Layer Reachability Information (NLRI) encoding format. These components, while external to the network, require network state information on a real time basis. Specifically, they require link-state database information of each IGP node from the entire network. BGP protocol is used to collect the necessary information and to share with the external components and this is achieved using a NLRI encoding format.

A new NLRI is defined in order to advertise SR Policy to the headend of that policy. New sub-TLVs for the Tunnel Encapsulation Attribute are defined to carry SR related information.

Topology

Here we have taken 7 nodes out of which 6 nodes are OSPF-SR enabled routers and node 7 will act as controller. R3 belong to autonomous-system-100 and R5 belong to autonomous-system-200. R1's xe3 and R3's xe3 belong to Area-1. R2, R4 and R3 belong to Area-0 . R5 and R6 belong to Area-0 . We shall configure OSPF-SR on every node. We shall give distribute-BGP-LS on R3 and R5, after that we will make an E- BGP session between R3 and Controller and R5 and controller. Under link-state link-state address family we will activate the neighbors. Verification will be done on ASBRS which are R3 and R5.

All NLRIs (Node, Link and Prefix) should display proper SR information of nodes belong to other AS.

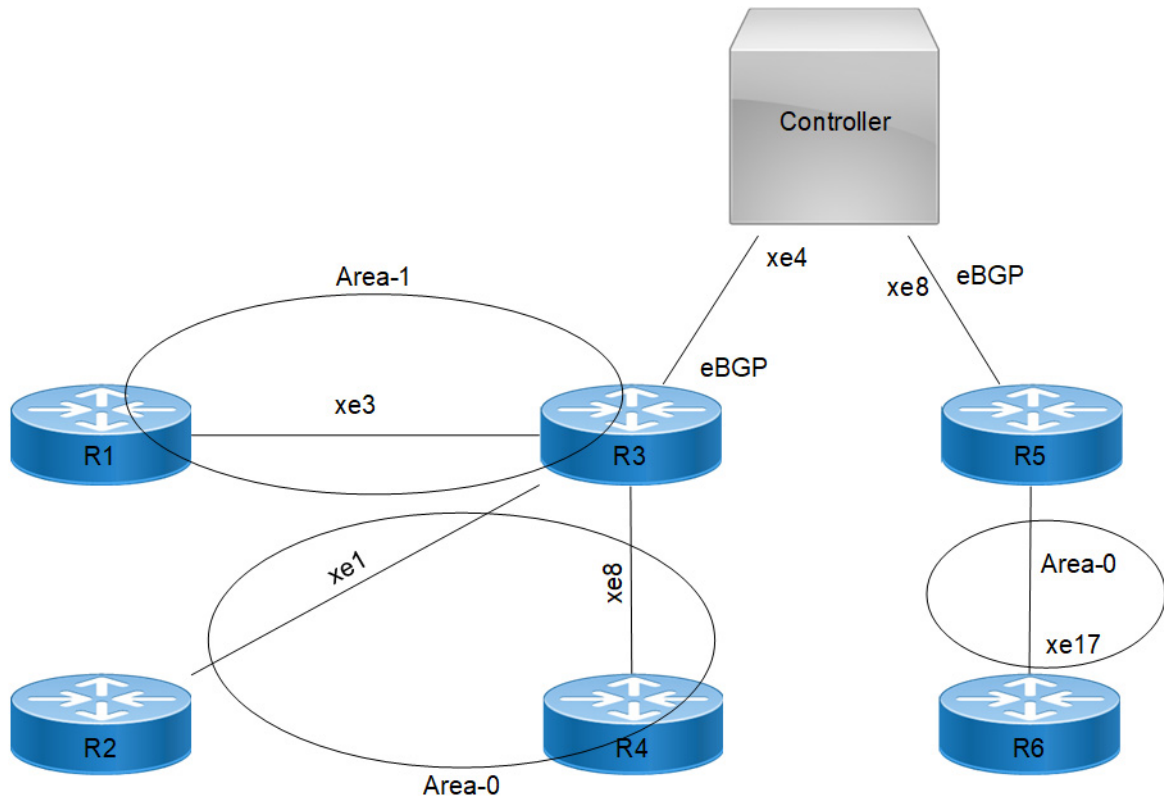


Figure 3-5: BGP link state with OSPF segment routing

R1

R1#configure terminal	Entering to config mode
R1(config)# hostname R1	Configure hostname
R1(config)#interface lo	Going to interface mode for loopback interface.
R1(config-if)#ip address 1.1.1.1/32 secondary	Configure IPv4 address.
R1(config-if)#prefix-sid absolute 18001	Configure Prefix-sid absolute
R1(config-if)#exit	Exit from interface mode.
R1(config)#interface xe3	Going to interface mode for xe3 interface.
R1(config-if)#ip address 10.1.1.1/24	Configure IPv4 address.
R1(config-if)# label-switching	Configure Label-Switching.
R1(config-if)#exit	Exit from interface mode.
R1(config)# router ospf 100	Entering router ospf.
R1(config-router)# ospf router-id 1.1.1.1	Configure OSPF router-id.
R1(config-router)# network 1.1.1.1/32 area 0.0.0.1	Configure network.

R1(config-router)# network 10.1.1.0/24 area 0.0.0.1	Configure network.
R1(config-router)# segment-routing mpls	Configure segment-routing MPLS.
R1(config-router)#exit	Exit from router-ospf mode.

R2

R2#configure terminal	Entering to config mode
R2(config)# hostname R2	Configure hostname
R2(config)#interface lo	Going to interface mode for loopback interface.
R2(config-if)#ip address 2.2.2.2/32 secondary	Configure IPv4 address.
R2(config-if)#prefix-sid absolute 18002	Configure Prefix-sid
R2(config-if)#exit	Exit from interface mode.
R2(config)# interface xe1	Going to interface mode for xe1 interface.
R2(config-if)#ip address 11.1.1.1/24	Configure IPv4 address.
R2(config-if)# label-switching	Configure Label-Switching.
R2(config-if)#exit	Exit from interface mode.
R2(config)#router ospf 100	Entering router ospf.
R2(config-router)# ospf router-id 2.2.2.2	Configure OSPF Router-id.
R2(config-router)# network 2.2.2.2/32 area 0.0.0.0	Configure Network.
R2(config-router)# network 11.1.1.0/24 area 0.0.0.0	Configure Network.
R2(config-router)# segment-routing mpls	Configure segment-routing MPLS.
R2(config-router)#exit	Exit from router-ospf mode.

R3

R3#configure terminal	Entering to config mode
R3(config)# hostname R3	Configure hostname
R3(config)#interface lo	Going to interface mode for loopback interface.
R3(config-if)#ip address 3.3.3.3/32 secondary	Configure IPv4 address.
R1(config-if)#prefix-sid absolute 18003	Configure Prefix-sid
R3(config-if)#exit	Exit from interface mode.
R3(config)#interface xe3	Going to interface mode for xe3 interface.
R3(config-if)#ip address 10.1.1.2/24	Configure IPv4 address.
R3(config-if)# label-switching	Configure Label-Switching.
R3(config-if)#exit	Exit from interface mode.
R3(config)#interface xe1	Going to interface mode for xe1 interface.
R3(config-if)#ip address 11.1.1.2/24	Configure IPv4 address.
R3(config-if)# label-switching	Configure Label-Switching.
R3(config-if)#exit	Exit from interface mode.

R3(config)#interface xe8	Going to interface mode for xe8 interface.
R3(config-if)#ip address 12.1.1.2/24	Configure IPv4 address.
R3(config-if)# label-switching	Configure Label-Switching
R3(config-if)#exit	Exit from interface mode.
R3(config)#interface xe4	Going to interface mode for xe4 interface.
R3(config-if)#ip address 13.1.1.1/24	Configure IPv4 address.
R3(config-if)#exit	Exit from interface mode.
R3(config)# router ospf 100	Entering router ospf.
R3(config-router)# ospf router-id 3.3.3.3	Configure OSPF Router-ID.
R3(config-router)# distribute bgp-ls	Configure Distribute BGP-LS.
R3(config-router)# network 3.3.3.3/32 area 0.0.0.0	Configure Network.
R3(config-router)# network 10.1.1.0/24 area 0.0.0.1	Configure Network.
R3(config-router)# network 11.1.1.0/24 area 0.0.0.0	Configure Network.
R3(config-router)# network 12.1.1.0/24 area 0.0.0.0	Configure Network
R3(config-router)# segment-routing mpls	Configure segment-routing MPLS.
R3(config-router)#exit	Exit from router-ospf mode.
R3(config)#router bgp 100	Entering router bgp.
R3(config)# bgp router-id 3.3.3.3	Configure BGP router-id
R3(config-router)# neighbor 13.1.1.2 remote-as 300	Configure E-BGP neighbor with remote-as.
R3(config-router)# address-family link-state link-state	Configure link-state link-state address-family.
R3(config-router-af)# neighbor 13.1.1.2 activate	Activating controller's interface address as neighbor in link-state link-state address family.
R3(config-router-af)#exit	Exit from router bgp-address-family mode
R3(config-router)#exit	Exit from router bgp mode

R4

R4#configure terminal	Entering to config mode
R4(config)# hostname R4	Configure hostname
R4(config)#interface lo	Going to interface mode for loopback interface.
R4(config-if)#ip address 4.4.4.4/32 secondary	Configure IPv4 address.
R4(config-if)#prefix-sid absolute 18004	Configure Prefix-sid
R4(config-if)#exit	Exit from interface mode.
R4(config)#interface xe8	Going to interface mode for xe8 interface.
R4(config-if)#ip address 12.1.1.1/24	Configure IPv4 address.
R4(config-if)# label-switching	Configure Label-Switching.
R4(config-if)#exit	Exit from interface mode.

R4(config)#router ospf 100	Entering router ospf.
R4(config-router)# ospf router-id 4.4.4.4	Configure OSPF Router-ID.
R4(config-router)# network 4.4.4.4/32 area 0.0.0.0	Configure network.
R4(config-router)# network 12.1.1.0/24 area 0.0.0.0	Configure network.
R4(config-router)#segment-routing mpls	Enabling Segment-Routing.
R4(config-router)#exit	Exit from router-ospf mode.

R5

R5#configure terminal	Entering to config mode
R5(config)# hostname R5	Configure hostname
R5(config)#interface lo	Going to interface mode for loopback interface.
R5(config-if)#ip address 5.5.5.5/32 secondary	Configure IPv4 address.
R4(config-if)#prefix-sid absolute 18005	Configure Prefix-sid
R5(config-if)#exit	Exit from interface mode.
R5(config)#interface xe17	Going to interface mode for xe17 interface.
R5(config-if)#ip address 15.1.1.1/24	Configure IPv4 address.
R5(config-if)# label-switching	Configure Label-Switching.
R5(config-if)#exit	Exit from interface mode.
R5(config)#interface xe8	Going to interface mode for xe8 interface.
R5(config-if)#ip address 14.1.1.1/24	Configure IPv4 address.
R5(config-if)#exit	Exit from interface mode.
R5(config)# router ospf 100	Entering router OSPF.
R5(config-router)# ospf router-id 5.5.5.5	Configure OSPF router-id.
R5(config-router)# distribute bgp-ls	Distributing BGP-LS.
R5(config-router)# network 5.5.5.5/32 area 0.0.0.0	Configure network.
R5(config-router)# network 15.1.1.0/24 area 0.0.0.0	Configure network.
R5(config-router)# segment-routing mpls	Enabling Segment-Routing.
R5(config-router)#exit	Exit from router-ospf mode.
R5(config)#router bgp 200	Entering router bgp.
R5(config)# bgp router-id 5.5.5.5	Configure BGP router-id
R5(config-router)# neighbor 14.1.1.2 remote-as 300	Configure E-BGP neighbor with remote-as.
R5(config-router)#address-family link-state link-state	Entering link-state link-state address family.
R5(config-router-af)# neighbor 14.1.1.2 activate	Activating controller's interface address as neighbor in link-state link-state address family.
R5(config-router-af)#exit	Exit from router bgp-address-family mode.
R5(config-router)#exit	Exit from router bgp mode.

R6

R6#configure terminal	Entering to config mode
R6(config)# hostname R6	Configure hostname
R6(config)#interface lo	Going to interface mode for loopback interface.
R6(config-if)#ip address 6.6.6.6/32 secondary	Configure IPv4 address.
R6(config-if)#prefix-sid absolute 18006	Configure Prefix-sid
R6(config-if)#exit	Exit from interface mode.
R6(config)#interface xe17	Going to interface mode for xe17 interface.
R6(config-if)#ip address 15.1.1.2/24	Configure IPv4 address.
R6(config-if)# label-switching	Configure Label-Switching.
R6(config-if)#exit	Exit from interface mode.
R6(config)# router ospf 100	Entering router OSPF.
R6(config-router)# ospf router-id 6.6.6.6	Configure OSPF Router-id.
R6(config-router)# network 6.6.6.6/32 area 0.0.0.0	Configure network.
R6(config-router)# network 15.1.1.0/24 area 0.0.0.0	Configure network.
R6(config-router)#segment-routing mpls	Enabling Segment-Routing.
R6(config-router)#exit	Exit from router-ospf mode.

Controller (R7)

Controller#configure terminal	Entering to config mode
Controller(config)# hostname Controller	Configure hostname
Controller(config)#in eth1	Entering to interface eth1.
Controller(config-if)#ip address 13.1.1.2/24	Configure IPv4 address.
Controller(config-if)#in eth2	Entering to interface eth2.
Controller(config-if)#ip address 14.1.1.2/24	Configure IPv4 address.
Controller(config-if)#exit	Exit from interface mode.
Controller(config-if)#router bgp 300	Entering to router bgp mode.
Controller(config-router)# neighbor 13.1.1.1 remote-as 100	Configure neighbor with remote-as.
Controller(config-router)# neighbor 14.1.1.1 remote-as 200	Configure neighbor with remote-as.
Controller(config-router)#address-family link-state link-state	Entering link-state link-state address family.
Controller(config-router-af)# neighbor 13.1.1.1 activate	Activating R3's interface address as neighbor in link-state link-state address family.
Controller(config-router-af)# neighbor 14.1.1.1 activate	Activating R5's interface address as neighbor in link-state link-state address family.
Controller(config-router-af)#exit	Exit from bgp address-family mode
Controller(config-router)#exit	Exit from router bgp mode.

Validation

```
R3#show ip ospf neighbor
```

```
Total number of full neighbors: 3
```

```
OSPF process 100 VRF(default):  
Neighbor IDPriStateDead TimeAddressInterface  
InstanceID  
1.1.1.11 Full/DR00:00:3610.1.1.1xe30  
2.2.2.21 Full/DR00:00:3711.1.1.1xe10  
4.4.4.41 Full/Backup00:00:3712.1.1.1xe80
```

```
R3#show ip ospf database opaque-ar
```

```
OSPF Router with ID (3.3.3.3) (Process ID 100 VRF default)
```

```
Area-Local Opaque-LSA (Area 0.0.0.0)
```

```
LS age: 1726  
Options: 0x22 (-|-|DC|-|-|-|E|-)  
LS Type: Area-Local Opaque-LSA  
Link State ID: 1.0.0.1 (Area-Local Opaque-Type/ID)  
Opaque Type: 1  
Opaque ID: 1  
Advertising Router: 2.2.2.2  
LS Seq Number: 80000002  
Checksum: 0x32eb  
Length: 28
```

```
MPLS TE router ID : 2.2.2.2
```

```
Number of Links : 0
```

```
LS age: 1483  
Options: 0x22 (-|-|DC|-|-|-|E|-)  
LS Type: Area-Local Opaque-LSA  
Link State ID: 1.0.0.1 (Area-Local Opaque-Type/ID)  
Opaque Type: 1  
Opaque ID: 1  
Advertising Router: 3.3.3.3  
LS Seq Number: 80000002  
Checksum: 0x36df  
Length: 28
```

```
MPLS TE router ID : 3.3.3.3
```

```
Number of Links : 0
```

LS age: 366
Options: 0x22 (-|-|DC|-|-|-|E|-)
LS Type: Area-Local Opaque-LSA
Link State ID: 1.0.0.1 (Area-Local Opaque-Type/ID)
Opaque Type: 1
Opaque ID: 1
Advertising Router: 4.4.4.4
LS Seq Number: 80000002
Checksum: 0x3ad3
Length: 28

MPLS TE router ID : 4.4.4.4

Number of Links : 0

LS age: 90
Options: 0x22 (-|-|DC|-|-|-|E|-)
LS Type: Area-Local Opaque-LSA
Link State ID: 1.0.0.22 (Area-Local Opaque-Type/ID)
Opaque Type: 1
Opaque ID: 22
Advertising Router: 2.2.2.2
LS Seq Number: 80000002
Checksum: 0xb784
Length: 108

Link connected to Broadcast network

Link ID : 11.1.1.1

Interface Address : 11.1.1.1

Admin Metric : 1

Maximum bandwidth : 10000000.00 Kbits/s

Maximum reservable bandwidth : 10000000.00 Kbits/s

Unreserved Bandwidth :

Number of Priority : 8

Priority 0 : 10000000.00 Kbits/s

Priority 1 : 10000000.00 Kbits/s

Priority 2 : 10000000.00 Kbits/s

Priority 3 : 10000000.00 Kbits/s

Priority 4 : 10000000.00 Kbits/s

Priority 5 : 10000000.00 Kbits/s

Priority 6 : 10000000.00 Kbits/s

Priority 7 : 10000000.00 Kbits/s

Number of Links : 1

LS age: 253
Options: 0x22 (-|-|DC|-|-|-|E|-)
LS Type: Area-Local Opaque-LSA
Link State ID: 1.0.0.22 (Area-Local Opaque-Type/ID)
Opaque Type: 1
Opaque ID: 22
Advertising Router: 3.3.3.3
LS Seq Number: 80000002
Checksum: 0xb77f

Length: 108

Link connected to Broadcast network

Link ID : 11.1.1.1
Interface Address : 11.1.1.2
Admin Metric : 1
Maximum bandwidth : 10000000.00 Kbits/s
Maximum reservable bandwidth : 10000000.00 Kbits/s
Unreserved Bandwidth :
Number of Priority : 8
Priority 0 : 10000000.00 Kbits/s Priority 1 : 10000000.00 Kbits/s
Priority 2 : 10000000.00 Kbits/s Priority 3 : 10000000.00 Kbits/s
Priority 4 : 10000000.00 Kbits/s Priority 5 : 10000000.00 Kbits/s
Priority 6 : 10000000.00 Kbits/s Priority 7 : 10000000.00 Kbits/s

Number of Links : 1

LS age: 153

Options: 0x22 (-|-|DC|-|-|-|E|-)

LS Type: Area-Local Opaque-LSA

Link State ID: 1.0.0.32 (Area-Local Opaque-Type/ID)

Opaque Type: 1

Opaque ID: 32

Advertising Router: 3.3.3.3

LS Seq Number: 80000002

Checksum: 0x9792

Length: 108

Link connected to Broadcast network

Link ID : 12.1.1.2
Interface Address : 12.1.1.2
Admin Metric : 1
Maximum bandwidth : 10000000.00 Kbits/s
Maximum reservable bandwidth : 10000000.00 Kbits/s
Unreserved Bandwidth :
Number of Priority : 8
Priority 0 : 10000000.00 Kbits/s Priority 1 : 10000000.00 Kbits/s
Priority 2 : 10000000.00 Kbits/s Priority 3 : 10000000.00 Kbits/s
Priority 4 : 10000000.00 Kbits/s Priority 5 : 10000000.00 Kbits/s
Priority 6 : 10000000.00 Kbits/s Priority 7 : 10000000.00 Kbits/s

Number of Links : 1

LS age: 86

Options: 0x22 (-|-|DC|-|-|-|E|-)

LS Type: Area-Local Opaque-LSA

Link State ID: 1.0.0.32 (Area-Local Opaque-Type/ID)

Opaque Type: 1

Opaque ID: 32

Advertising Router: 4.4.4.4

LS Seq Number: 80000002
Checksum: 0x5bcb
Length: 108

Link connected to Broadcast network

Link ID : 12.1.1.2
Interface Address : 12.1.1.1
Admin Metric : 1
Maximum bandwidth : 10000000.00 Kbits/s
Maximum reservable bandwidth : 10000000.00 Kbits/s
Unreserved Bandwidth :
Number of Priority : 8
Priority 0 : 10000000.00 Kbits/s Priority 1 : 10000000.00 Kbits/s
Priority 2 : 10000000.00 Kbits/s Priority 3 : 10000000.00 Kbits/s
Priority 4 : 10000000.00 Kbits/s Priority 5 : 10000000.00 Kbits/s
Priority 6 : 10000000.00 Kbits/s Priority 7 : 10000000.00 Kbits/s

Number of Links : 1

LS age: 1947
Options: 0x22 (-|-|DC|-|-|-|E|-)
LS Type: Area-Local Opaque-LSA
Link State ID: 4.0.0.0 (Area-Local Opaque-Type/ID)
Opaque Type: 4
Opaque ID: 0
Advertising Router: 2.2.2.2
LS Seq Number: 80000001
Checksum: 0xd702
Length: 44

Range Size: 8000
Base-SID: 16000
Algorithm0: 0

LS age: 1719
Options: 0x22 (-|-|DC|-|-|-|E|-)
LS Type: Area-Local Opaque-LSA
Link State ID: 4.0.0.0 (Area-Local Opaque-Type/ID)
Opaque Type: 4
Opaque ID: 0
Advertising Router: 3.3.3.3
LS Seq Number: 80000001
Checksum: 0xb91c
Length: 44

Range Size: 8000
Base-SID: 16000
Algorithm0: 0

LS age: 1477
Options: 0x22 (-|-|DC|-|-|-|E|-)
LS Type: Area-Local Opaque-LSA
Link State ID: 4.0.0.0 (Area-Local Opaque-Type/ID)
Opaque Type: 4
Opaque ID: 0
Advertising Router: 4.4.4.4
LS Seq Number: 80000001
Checksum: 0x9b36
Length: 44

Range Size: 8000
Base-SID: 16000
Algorithm0: 0

LS age: 1947
Options: 0x22 (-|-|DC|-|-|-|E|-)
LS Type: Area-Local Opaque-LSA
Link State ID: 7.0.0.0 (Area-Local Opaque-Type/ID)
Opaque Type: 7
Opaque ID: 0
Advertising Router: 2.2.2.2
LS Seq Number: 80000001
Checksum: 0x9d50
Length: 44

Prefix type : Extended Prefix TLV
Route Type: 1
Prefix Length: 32
AF: 0
Flags: 0x40 (-|N|-|-|-|-|-|-)
Address Prefix: 2.2.2.2
Flags: 0x08 (-|-|-|-|V|-|-|-)
MT-ID: 0
Algorithm: 0
SID: 18002

LS age: 1719
Options: 0x22 (-|-|DC|-|-|-|E|-)
LS Type: Area-Local Opaque-LSA
Link State ID: 7.0.0.0 (Area-Local Opaque-Type/ID)
Opaque Type: 7
Opaque ID: 0
Advertising Router: 3.3.3.3
LS Seq Number: 80000001
Checksum: 0x0a5c
Length: 68

Prefix type : Extended Prefix TLV
Route Type: 1
Prefix Length: 32
AF: 0
Flags: 0x40 (-|N|-|-|-|-|-|-)
Address Prefix: 3.3.3.3
Flags: 0x08 (-|-|-|-|V|-|-|-)
MT-ID: 0
Algorithm: 0
SID: 18003

Prefix type : Extended Prefix TLV
Route Type: 3
Prefix Length: 32
AF: 0
Flags: 0x40 (-|N|-|-|-|-|-|-)
Address Prefix: 1.1.1.1
Flags: 0x48 (-|NP|-|-|V|-|-|-)
MT-ID: 0
Algorithm: 0
SID: 18001

LS age: 86
Options: 0x22 (-|-|DC|-|-|-|E|-)
LS Type: Area-Local Opaque-LSA
Link State ID: 7.0.0.0 (Area-Local Opaque-Type/ID)
Opaque Type: 7
Opaque ID: 0
Advertising Router: 4.4.4.4
LS Seq Number: 80000002
Checksum: 0xf7e2
Length: 44

Prefix type : Extended Prefix TLV
Route Type: 1
Prefix Length: 32
AF: 0
Flags: 0x40 (-|N|-|-|-|-|-|-)
Address Prefix: 4.4.4.4
Flags: 0x08 (-|-|-|-|V|-|-|-)
MT-ID: 0
Algorithm: 0
SID: 18004

LS age: 1726
Options: 0x22 (-|-|DC|-|-|-|E|-)
LS Type: Area-Local Opaque-LSA
Link State ID: 8.0.39.25 (Area-Local Opaque-Type/ID)
Opaque Type: 8
Opaque ID: 10009

Advertising Router: 2.2.2.2
LS Seq Number: 80000001
Checksum: 0x5860
Length: 52

Link Type: 2
Link ID: 11.1.1.1
Link Data: 11.1.1.1
Flags: 0x60 (-|V|L|-|-|-|-|-)
MT-ID: 0
NBR ID: 3.3.3.3
SID: 24320

LS age: 1719
Options: 0x22 (-|-|DC|-|-|-|E|-)
LS Type: Area-Local Opaque-LSA
Link State ID: 8.0.39.25 (Area-Local Opaque-Type/ID)
Opaque Type: 8
Opaque ID: 10009
Advertising Router: 3.3.3.3
LS Seq Number: 80000001
Checksum: 0x08c3
Length: 48

Link Type: 2
Link ID: 11.1.1.1
Link Data: 11.1.1.2
Flags: 0x60 (-|V|L|-|-|-|-|-)
MT-ID: 0
SID: 24321

LS age: 1483
Options: 0x22 (-|-|DC|-|-|-|E|-)
LS Type: Area-Local Opaque-LSA
Link State ID: 8.0.39.30 (Area-Local Opaque-Type/ID)
Opaque Type: 8
Opaque ID: 10014
Advertising Router: 3.3.3.3
LS Seq Number: 80000001
Checksum: 0xf6ae
Length: 52

Link Type: 2
Link ID: 12.1.1.2
Link Data: 12.1.1.2
Flags: 0x60 (-|V|L|-|-|-|-|-)
MT-ID: 0
NBR ID: 4.4.4.4

SID: 24322

LS age: 1477
Options: 0x22 (-|-|DC|-|-|-|E|-)
LS Type: Area-Local Opaque-LSA
Link State ID: 8.0.39.30 (Area-Local Opaque-Type/ID)
Opaque Type: 8
Opaque ID: 10014
Advertising Router: 4.4.4.4
LS Seq Number: 80000001
Checksum: 0xb011
Length: 48

Link Type: 2
Link ID: 12.1.1.2
Link Data: 12.1.1.1
Flags: 0x60 (-|V|L|-|-|-|-|-)
MT-ID: 0
SID: 24320

Area-Local Opaque-LSA (Area 0.0.0.1)

LS age: 1726
Options: 0x22 (-|-|DC|-|-|-|E|-)
LS Type: Area-Local Opaque-LSA
Link State ID: 1.0.0.1 (Area-Local Opaque-Type/ID)
Opaque Type: 1
Opaque ID: 1
Advertising Router: 1.1.1.1
LS Seq Number: 80000002
Checksum: 0x2ef7
Length: 28

MPLS TE router ID : 1.1.1.1

Number of Links : 0

LS age: 433
Options: 0x22 (-|-|DC|-|-|-|E|-)
LS Type: Area-Local Opaque-LSA
Link State ID: 1.0.0.1 (Area-Local Opaque-Type/ID)
Opaque Type: 1
Opaque ID: 1
Advertising Router: 3.3.3.3
LS Seq Number: 80000002
Checksum: 0x36df
Length: 28

MPLS TE router ID : 3.3.3.3

Number of Links : 0

LS age: 430

Options: 0x22 (-|-|DC|-|-|-|E|-)

LS Type: Area-Local Opaque-LSA

Link State ID: 1.0.0.12 (Area-Local Opaque-Type/ID)

Opaque Type: 1

Opaque ID: 12

Advertising Router: 1.1.1.1

LS Seq Number: 80000002

Checksum: 0x0c40

Length: 108

Link connected to Broadcast network

Link ID : 10.1.1.1

Interface Address : 10.1.1.1

Admin Metric : 1

Maximum bandwidth : 10000000.00 Kbits/s

Maximum reservable bandwidth : 10000000.00 Kbits/s

Unreserved Bandwidth :

Number of Priority : 8

Priority 0 : 10000000.00 Kbits/s

Priority 1 : 10000000.00 Kbits/s

Priority 2 : 10000000.00 Kbits/s

Priority 3 : 10000000.00 Kbits/s

Priority 4 : 10000000.00 Kbits/s

Priority 5 : 10000000.00 Kbits/s

Priority 6 : 10000000.00 Kbits/s

Priority 7 : 10000000.00 Kbits/s

Number of Links : 1

LS age: 283

Options: 0x22 (-|-|DC|-|-|-|E|-)

LS Type: Area-Local Opaque-LSA

Link State ID: 1.0.0.12 (Area-Local Opaque-Type/ID)

Opaque Type: 1

Opaque ID: 12

Advertising Router: 3.3.3.3

LS Seq Number: 80000002

Checksum: 0xed55

Length: 108

Link connected to Broadcast network

Link ID : 10.1.1.1

Interface Address : 10.1.1.2

Admin Metric : 1

Maximum bandwidth : 10000000.00 Kbits/s

Maximum reservable bandwidth : 10000000.00 Kbits/s

Unreserved Bandwidth :

Number of Priority : 8

Priority 0 : 10000000.00 Kbits/s	Priority 1 : 10000000.00 Kbits/s
Priority 2 : 10000000.00 Kbits/s	Priority 3 : 10000000.00 Kbits/s
Priority 4 : 10000000.00 Kbits/s	Priority 5 : 10000000.00 Kbits/s
Priority 6 : 10000000.00 Kbits/s	Priority 7 : 10000000.00 Kbits/s

Number of Links : 1

LS age: 610
Options: 0x22 (-|-|DC|-|-|-|E|-)
LS Type: Area-Local Opaque-LSA
Link State ID: 4.0.0.0 (Area-Local Opaque-Type/ID)
Opaque Type: 4
Opaque ID: 0
Advertising Router: 1.1.1.1
LS Seq Number: 80000002
Checksum: 0xf3e8
Length: 44

Range Size: 8000
Base-SID: 16000
Algorithm0: 0

LS age: 33
Options: 0x22 (-|-|DC|-|-|-|E|-)
LS Type: Area-Local Opaque-LSA
Link State ID: 4.0.0.0 (Area-Local Opaque-Type/ID)
Opaque Type: 4
Opaque ID: 0
Advertising Router: 3.3.3.3
LS Seq Number: 80000002
Checksum: 0xb71d
Length: 44

Range Size: 8000
Base-SID: 16000
Algorithm0: 0

LS age: 2140
Options: 0x22 (-|-|DC|-|-|-|E|-)
LS Type: Area-Local Opaque-LSA
Link State ID: 7.0.0.0 (Area-Local Opaque-Type/ID)
Opaque Type: 7
Opaque ID: 0
Advertising Router: 1.1.1.1
LS Seq Number: 80000001
Checksum: 0x6f87
Length: 44

Prefix type : Extended Prefix TLV
Route Type: 1
Prefix Length: 32
AF: 0
Flags: 0x40 (-|N|-|-|-|-|-|-)|
Address Prefix: 1.1.1.1
Flags: 0x08 (-|-|-|-|V|-|-|-)|
MT-ID: 0
Algorithm: 0
SID: 18001

LS age: 1474
Options: 0x22 (-|-|DC|-|-|-|E|-)|
LS Type: Area-Local Opaque-LSA
Link State ID: 7.0.0.0 (Area-Local Opaque-Type/ID)
Opaque Type: 7
Opaque ID: 0
Advertising Router: 3.3.3.3
LS Seq Number: 80000002
Checksum: 0x6fe0
Length: 92

Prefix type : Extended Prefix TLV
Route Type: 3
Prefix Length: 32
AF: 0
Flags: 0xc0 (A|N|-|-|-|-|-|-)|
Address Prefix: 3.3.3.3
Flags: 0x08 (-|-|-|-|V|-|-|-)|
MT-ID: 0
Algorithm: 0
SID: 18003

Prefix type : Extended Prefix TLV
Route Type: 3
Prefix Length: 32
AF: 0
Flags: 0x40 (-|N|-|-|-|-|-|-)|
Address Prefix: 2.2.2.2
Flags: 0x48 (-|NP|-|-|V|-|-|-)|
MT-ID: 0
Algorithm: 0
SID: 18002

Prefix type : Extended Prefix TLV
Route Type: 3
Prefix Length: 32
AF: 0
Flags: 0x40 (-|N|-|-|-|-|-|-)|
Address Prefix: 4.4.4.4

```
Flags: 0x48 (-|NP|-|-|V|-|-|-)
MT-ID: 0
Algorithm: 0
SID: 18004
```

```
LS age: 380
Options: 0x22 (-|-|DC|-|-|-|E|-)
LS Type: Area-Local Opaque-LSA
Link State ID: 8.0.39.20 (Area-Local Opaque-Type/ID)
Opaque Type: 8
Opaque ID: 10004
Advertising Router: 1.1.1.1
LS Seq Number: 80000002
Checksum: 0x8c36
Length: 52
```

```
Link Type: 2
Link ID: 10.1.1.1
Link Data: 10.1.1.1
Flags: 0x60 (-|V|L|-|-|-|-|-)
MT-ID: 0
NBR ID: 3.3.3.3
SID: 24320
```

```
LS age: 1719
Options: 0x22 (-|-|DC|-|-|-|E|-)
LS Type: Area-Local Opaque-LSA
Link State ID: 8.0.39.20 (Area-Local Opaque-Type/ID)
Opaque Type: 8
Opaque ID: 10004
Advertising Router: 3.3.3.3
LS Seq Number: 80000001
Checksum: 0x03d0
Length: 48
```

```
Link Type: 2
Link ID: 10.1.1.1
Link Data: 10.1.1.2
Flags: 0x60 (-|V|L|-|-|-|-|-)
MT-ID: 0
SID: 24320
```

R3#

```
R3#show ip bgp neighbors
```

```
BGP neighbor is 13.1.1.2, remote AS 300, local AS 100, external link BGP version 4,
local router ID 3.3.3.3, remote router ID 40.1.1.2 BGP state = Established, up for
00:05:16
```

```
Last read 00:00:08, hold time is 90, keepalive interval is 30 seconds Neighbor
capabilities:
```

Route refresh: advertised and received (old and new) Address family IPv4 Unicast:
advertised and received
Address family Link-State Link-State: advertised and received

Received 22 messages, 0 notifications, 0 in queue
Sent 38 messages, 0 notifications, 0 in queue Route refresh request: received 0, sent 0
Minimum time between advertisement runs is 30 seconds For address family: IPv4 Unicast
BGP table version 1, neighbor version 1 Index 1, Offset 0, Mask 0x2
Community attribute sent to this neighbor (both)
0 accepted prefixes
0 announced prefixes

For address family: Link-State Link-State BGP table version 5, neighbor version 5 Index
1, Offset 0, Mask 0x2
Community attribute sent to this neighbor (both)
9 accepted prefixes
31 announced prefixes

Connections established 1; dropped 0
Local host: 13.1.1.1, Local port: 45926
Foreign host: 13.1.1.2, Foreign port: 179
Next hop: 13.1.1.1 Next hop global: ::
Next hop local: ::
BGP connection: non shared network

R3#show bgp link-state link-state

BGP router identifier 3.3.3.3, local AS number 100 Origin codes: i - IGP, e - EGP
Prefix codes: E link, V node, T IP reachable route, I Identifier N local node, R remote
node, L link, P prefix
L1/L2 ISIS level-1/level-2, O OSPF, a area-ID, c confed-ID/ASN, b bgp-identifier, r
router-ID, i if-address, n nbr-address, o OSPF Route-type,
p IP-prefix, d designated router address, s ISO-ID
[V] [O] [I0x64] [N[c100] [b3.3.3.3] [a0.0.0.0] [r2.2.2.2]]/216
[V] [O] [I0x64] [N[c100] [b3.3.3.3] [a0.0.0.0] [r2.2.2.2d11.1.1.1]]/248
[V] [O] [I0x64] [N[c100] [b3.3.3.3] [a0.0.0.0] [r3.3.3.3]]/216
[V] [O] [I0x64] [N[c100] [b3.3.3.3] [a0.0.0.0] [r3.3.3.3d12.1.1.2]]/248
[V] [O] [I0x64] [N[c100] [b3.3.3.3] [a0.0.0.0] [r4.4.4.4]]/216
[V] [O] [I0x64] [N[c100] [b3.3.3.3] [a0.0.0.1] [r1.1.1.1]]/216
[V] [O] [I0x64] [N[c100] [b3.3.3.3] [a0.0.0.1] [r1.1.1.1d10.1.1.1]]/248
[V] [O] [I0x64] [N[c100] [b3.3.3.3] [a0.0.0.1] [r3.3.3.3]]/216
e [V] [O] [I0x64] [N[c200] [b5.5.5.5] [a0.0.0.0] [r5.5.5.5]]/216
e [V] [O] [I0x64] [N[c200] [b5.5.5.5] [a0.0.0.0] [r5.5.5.5d15.1.1.1]]/248
e [V] [O] [I0x64] [N[c200] [b5.5.5.5] [a0.0.0.0] [r6.6.6.6]]/216
[E] [O] [I0x64] [N[c100] [b3.3.3.3] [a0.0.0.0] [r2.2.2.2] [R[c100] [b3.3.3.3] [a0.0.0.0] [r2.2.2.
2d11.1.1.1]] [L[i11.1.1.1] [n11.1.1.1]]/376
[E] [O] [I0x64] [N[c100] [b3.3.3.3] [a0.0.0.0] [r2.2.2.2d11.1.1.1] [R[c100] [b3.3.3.3] [a0.0.0.0]
] [r2.2.2.2]] [L[i11.1.1.1] [n11.1.1.1]]/376
[E] [O] [I0x64] [N[c100] [b3.3.3.3] [a0.0.0.0] [r2.2.2.2d11.1.1.1] [R[c100] [b3.3.3.3] [a0.0.0.0]
] [r3.3.3.3]] [L[i11.1.1.1] [n11.1.1.2]]/376
[E] [O] [I0x64] [N[c100] [b3.3.3.3] [a0.0.0.0] [r3.3.3.3] [R[c100] [b3.3.3.3] [a0.0.0.0] [r2.2.2.
2d11.1.1.1]] [L[i11.1.1.2] [n11.1.1.1]]/376


```

[E][O][I0x64][N[c100][b3.3.3.3][a0.0.0.0][r3.3.3.3][R[c100][b3.3.3.3][a0.0.0.0][r3.3.3.3d12.1.1.2]][L[i12.1.1.2][n12.1.1.2]]/376
[E][O][I0x64][N[c100][b3.3.3.3][a0.0.0.0][r3.3.3.3d12.1.1.2][R[c100][b3.3.3.3][a0.0.0.0][r3.3.3.3]][L[i12.1.1.2][n12.1.1.2]]/376
[E][O][I0x64][N[c100][b3.3.3.3][a0.0.0.0][r3.3.3.3d12.1.1.2][R[c100][b3.3.3.3][a0.0.0.0][r4.4.4.4]][L[i12.1.1.2][n12.1.1.1]]/376
[E][O][I0x64][N[c100][b3.3.3.3][a0.0.0.0][r4.4.4.4][R[c100][b3.3.3.3][a0.0.0.0][r3.3.3.3d12.1.1.2]][L[i12.1.1.1][n12.1.1.2]]/376
[E][O][I0x64][N[c100][b3.3.3.3][a0.0.0.1][r1.1.1.1][R[c100][b3.3.3.3][a0.0.0.1][r1.1.1.1d10.1.1.1]][L[i10.1.1.1][n10.1.1.1]]/376
[E][O][I0x64][N[c100][b3.3.3.3][a0.0.0.1][r1.1.1.1d10.1.1.1][R[c100][b3.3.3.3][a0.0.0.1][r1.1.1.1]][L[i10.1.1.1][n10.1.1.1]]/376
[E][O][I0x64][N[c100][b3.3.3.3][a0.0.0.1][r1.1.1.1d10.1.1.1][R[c100][b3.3.3.3][a0.0.0.1][r3.3.3.3]][L[i10.1.1.1][n10.1.1.2]]/376
[E][O][I0x64][N[c100][b3.3.3.3][a0.0.0.1][r3.3.3.3][R[c100][b3.3.3.3][a0.0.0.1][r1.1.1.1d10.1.1.1]][L[i10.1.1.2][n10.1.1.1]]/376
e
[E][O][I0x64][N[c200][b5.5.5.5][a0.0.0.0][r5.5.5.5][R[c200][b5.5.5.5][a0.0.0.0][r5.5.5.5d15.1.1.1]][L[i15.1.1.1][n15.1.1.1]]/376
e
[E][O][I0x64][N[c200][b5.5.5.5][a0.0.0.0][r5.5.5.5d15.1.1.1][R[c200][b5.5.5.5][a0.0.0.0][r5.5.5.5]][L[i15.1.1.1][n15.1.1.1]]/376
e
[E][O][I0x64][N[c200][b5.5.5.5][a0.0.0.0][r5.5.5.5d15.1.1.1][R[c200][b5.5.5.5][a0.0.0.0][r6.6.6.6]][L[i15.1.1.1][n15.1.1.2]]/376
e
[E][O][I0x64][N[c200][b5.5.5.5][a0.0.0.0][r6.6.6.6][R[c200][b5.5.5.5][a0.0.0.0][r5.5.5.5d15.1.1.1]][L[i15.1.1.2][n15.1.1.1]]/376
[T][O][I0x64][N[c100][b3.3.3.3][a0.0.0.0][r2.2.2.2]][P[0x1][p2.2.2.2/32]]/264
[T][O][I0x64][N[c100][b3.3.3.3][a0.0.0.0][r3.3.3.3]][P[0x1][p3.3.3.3/32]]/264
[T][O][I0x64][N[c100][b3.3.3.3][a0.0.0.0][r3.3.3.3]][P[0x2][p10.1.1.0/24]]/256
[T][O][I0x64][N[c100][b3.3.3.3][a0.0.0.0][r3.3.3.3]][P[0x2][p1.1.1.1/32]]/264
[T][O][I0x64][N[c100][b3.3.3.3][a0.0.0.0][r4.4.4.4]][P[0x1][p4.4.4.4/32]]/264
[T][O][I0x64][N[c100][b3.3.3.3][a0.0.0.1][r1.1.1.1]][P[0x1][p1.1.1.1/32]]/264
[T][O][I0x64][N[c100][b3.3.3.3][a0.0.0.1][r3.3.3.3]][P[0x2][p11.1.1.0/24]]/256
[T][O][I0x64][N[c100][b3.3.3.3][a0.0.0.1][r3.3.3.3]][P[0x2][p12.1.1.0/24]]/256
[T][O][I0x64][N[c100][b3.3.3.3][a0.0.0.1][r3.3.3.3]][P[0x2][p2.2.2.2/32]]/264
[T][O][I0x64][N[c100][b3.3.3.3][a0.0.0.1][r3.3.3.3]][P[0x2][p3.3.3.3/32]]/264
[T][O][I0x64][N[c100][b3.3.3.3][a0.0.0.1][r3.3.3.3]][P[0x2][p4.4.4.4/32]]/264
e [T][O][I0x64][N[c200][b5.5.5.5][a0.0.0.0][r5.5.5.5]][P[0x1][p5.5.5.5/32]]/264
e [T][O][I0x64][N[c200][b5.5.5.5][a0.0.0.0][r6.6.6.6]][P[0x1][p6.6.6.6/32]]/264
NLRIs, Total: 40, Node: 11, Link: 16, Prefix: 13
Note:Count of NLRIs may be different sometimes.
R3#show bgp link-state link-state count

```

```

TotalNLRIs:40
NodeNLRIs:11
LinkNLRIs:16
PrefixNLRIs:13

```

```

R3#show bgp link-state link-state self-originate BGP router identifier 3.3.3.3, local AS number 100 Origin codes: i - IGP, e - EGP

```

Prefix codes: E link, V node, T IP reachable route, I Identifier N local node, R remote node, L link, P prefix

L1/L2 ISIS level-1/level-2, O OSPF, a area-ID, c confed-ID/ASN, b bgp-identifier, r router-ID, i if-address, n nbr-address, o OSPF Route-type,

p IP-prefix, d designated router address, s ISO-ID

```
[V][O][I0x64][N[c100][b3.3.3.3][a0.0.0.0][r2.2.2.2]]/216
[V][O][I0x64][N[c100][b3.3.3.3][a0.0.0.0][r2.2.2.2d11.1.1.1]]/248
[V][O][I0x64][N[c100][b3.3.3.3][a0.0.0.0][r3.3.3.3]]/216
[V][O][I0x64][N[c100][b3.3.3.3][a0.0.0.0][r3.3.3.3d12.1.1.2]]/248
[V][O][I0x64][N[c100][b3.3.3.3][a0.0.0.0][r4.4.4.4]]/216
[V][O][I0x64][N[c100][b3.3.3.3][a0.0.0.1][r1.1.1.1]]/216
[V][O][I0x64][N[c100][b3.3.3.3][a0.0.0.1][r1.1.1.1d10.1.1.1]]/248
[V][O][I0x64][N[c100][b3.3.3.3][a0.0.0.1][r3.3.3.3]]/216
[E][O][I0x64][N[c100][b3.3.3.3][a0.0.0.0][r2.2.2.2][R[c100][b3.3.3.3][a0.0.0.0][r2.2.2.2d11.1.1.1]][L[i11.1.1.1][n11.1.1.1]]/376
[E][O][I0x64][N[c100][b3.3.3.3][a0.0.0.0][r2.2.2.2d11.1.1.1][R[c100][b3.3.3.3][a0.0.0.0][r2.2.2.2]][L[i11.1.1.1][n11.1.1.1]]/376
[E][O][I0x64][N[c100][b3.3.3.3][a0.0.0.0][r2.2.2.2d11.1.1.1][R[c100][b3.3.3.3][a0.0.0.0][r3.3.3.3]][L[i11.1.1.1][n11.1.1.2]]/376
[E][O][I0x64][N[c100][b3.3.3.3][a0.0.0.0][r3.3.3.3][R[c100][b3.3.3.3][a0.0.0.0][r2.2.2.2d11.1.1.1]][L[i11.1.1.2][n11.1.1.1]]/376
[E][O][I0x64][N[c100][b3.3.3.3][a0.0.0.0][r3.3.3.3][R[c100][b3.3.3.3][a0.0.0.0][r3.3.3.3d12.1.1.2]][L[i12.1.1.2][n12.1.1.2]]/376
[E][O][I0x64][N[c100][b3.3.3.3][a0.0.0.0][r3.3.3.3d12.1.1.2][R[c100][b3.3.3.3][a0.0.0.0][r3.3.3.3]][L[i12.1.1.2][n12.1.1.2]]/376
[E][O][I0x64][N[c100][b3.3.3.3][a0.0.0.0][r3.3.3.3d12.1.1.2][R[c100][b3.3.3.3][a0.0.0.0][r4.4.4.4]][L[i12.1.1.2][n12.1.1.1]]/376
[E][O][I0x64][N[c100][b3.3.3.3][a0.0.0.0][r4.4.4.4][R[c100][b3.3.3.3][a0.0.0.0][r3.3.3.3d12.1.1.2]][L[i12.1.1.1][n12.1.1.2]]/376
[E][O][I0x64][N[c100][b3.3.3.3][a0.0.0.1][r1.1.1.1][R[c100][b3.3.3.3][a0.0.0.1][r1.1.1.1d10.1.1.1]][L[i10.1.1.1][n10.1.1.1]]/376
[E][O][I0x64][N[c100][b3.3.3.3][a0.0.0.1][r1.1.1.1d10.1.1.1][R[c100][b3.3.3.3][a0.0.0.1][r1.1.1.1]][L[i10.1.1.1][n10.1.1.1]]/376
[E][O][I0x64][N[c100][b3.3.3.3][a0.0.0.1][r1.1.1.1d10.1.1.1][R[c100][b3.3.3.3][a0.0.0.1][r3.3.3.3]][L[i10.1.1.1][n10.1.1.2]]/376
[E][O][I0x64][N[c100][b3.3.3.3][a0.0.0.1][r3.3.3.3][R[c100][b3.3.3.3][a0.0.0.1][r1.1.1.1d10.1.1.1]][L[i10.1.1.2][n10.1.1.1]]/376
[T][O][I0x64][N[c100][b3.3.3.3][a0.0.0.0][r2.2.2.2]][P[0x1][p2.2.2.2/32]]/264
[T][O][I0x64][N[c100][b3.3.3.3][a0.0.0.0][r3.3.3.3]][P[0x1][p3.3.3.3/32]]/264
[T][O][I0x64][N[c100][b3.3.3.3][a0.0.0.0][r3.3.3.3]][P[0x2][p10.1.1.0/24]]/256
[T][O][I0x64][N[c100][b3.3.3.3][a0.0.0.0][r3.3.3.3]][P[0x2][p1.1.1.1/32]]/264
[T][O][I0x64][N[c100][b3.3.3.3][a0.0.0.0][r4.4.4.4]][P[0x1][p4.4.4.4/32]]/264
[T][O][I0x64][N[c100][b3.3.3.3][a0.0.0.1][r1.1.1.1]][P[0x1][p1.1.1.1/32]]/264
[T][O][I0x64][N[c100][b3.3.3.3][a0.0.0.1][r3.3.3.3]][P[0x2][p11.1.1.0/24]]/256
[T][O][I0x64][N[c100][b3.3.3.3][a0.0.0.1][r3.3.3.3]][P[0x2][p12.1.1.0/24]]/256
[T][O][I0x64][N[c100][b3.3.3.3][a0.0.0.1][r3.3.3.3]][P[0x2][p2.2.2.2/32]]/264
[T][O][I0x64][N[c100][b3.3.3.3][a0.0.0.1][r3.3.3.3]][P[0x2][p3.3.3.3/32]]/264
[T][O][I0x64][N[c100][b3.3.3.3][a0.0.0.1][r3.3.3.3]][P[0x2][p4.4.4.4/32]]/264
```

NLRIs, Total: 31, Node: 8, Link: 12, Prefix: 11

Note:Count of NLRIs may be different sometimes.

Node-NLRI

```
R3#show bgp link-state link-state [V][O][I0x64][N[c200][b5.5.5.5][a0.0.0.0][r5.5.5.5]]/
216
BGP routing table entry for [V][O][I0x64][N[c200][b5.5.5.5][a0.0.0.0][r5.5.5.5]]/216
Local
Received from 13.1.1.2 Link State:
Range Size: 8000Base SID: 16000SR Algorithm: 0 Node flag bits: O:0 T:0 B:0 E:0
Local TE Router-ID:5.5.5.5
```

Link-NLRI

```
R3#show bgp link-state link-state
[E][O][I0x64][N[c200][b5.5.5.5][a0.0.0.0][r6.6.6.6][R[c200][b5.5.5.5][a0.0.0.0][r5.5.5.
5d15.1.1.1]][L[i15.1.1.2][n15.1.1.1]]/376
BGP routing table entry for
[E][O][I0x64][N[c200][b5.5.5.5][a0.0.0.0][r6.6.6.6][R[c200][b5.5.5.5][a0.0.0.0][r5.5.5.
5d15.1.1.1]][L[i15.1.1.2][n15.1.1.1]]/376
Local
  Received from 13.1.1.2
  Link State:
  Local Router ID: 6.6.6.6, Remote Router ID: 5.5.5.5
  Max link bw(kbits/sec): 10000000.00 ,Max reservable link bw(kbits/sec): 10000000.00
  Max unreserved link bw(kbits/sec):10000000.00 10000000.00 10000000.00 10000000.00
10000000.00 10000000.00 10000000.00 10000000.00
  TE metric 1 , IGP metric 1
  SR Flags: B:0 V:1 L:1 G:0 P:0
  Adjacency SID: 24320
  Local TE Router-ID:6.6.6.6
```

Prefix-NLRI

```
R3#show bgp link-state link-state
[T][O][I0x64][N[c200][b5.5.5.5][a0.0.0.0][r5.5.5.5]][P[0x1][p5.5.5.5/32]]/264
BGP routing table entry for
[T][O][I0x64][N[c200][b5.5.5.5][a0.0.0.0][r5.5.5.5]][P[0x1][p5.5.5.5/32]]/264
Local
  Received from 13.1.1.2
  Link State:
  Prefix flag bits:64[N]
  Metric: 1 SID: 18005 SR Flags: NP:0 M:0 E:0 V:1 L:0
  Source Router ID:5.5.5.5
  Local TE Router-ID:5.5.5.5
```

R5

```
R5#show ip ospf neighbor
```

```
Total number of full neighbors: 1 OSPF process 100 VRF(default):
Neighbor IDPriStateDead TimeAddressInterface Instance ID

6.6.6.61Full/Backup00:00:3715.1.1.2xe170
```

```
R5#show ip ospf database opaque-area
```

```
OSPF Router with ID (5.5.5.5) (Process ID 100 VRF default) Area-Local Opaque-LSA (Area
0.0.0.0)
```

LS age: 914
Options: 0x22 (-|-|DC|-|-|-|E|-) LS Type: Area-Local Opaque-LSA
Link State ID: 1.0.0.1 (Area-Local Opaque-Type/ID) Opaque Type: 1
Opaque ID: 1
Advertising Router: 5.5.5.5 LS Seq Number: 80000002 Checksum: 0x3ec7
Length: 28

MPLS TE router ID : 5.5.5.5
Number of Links : 0 LS age: 915
Options: 0x22 (-|-|DC|-|-|-|E|-) LS Type: Area-Local Opaque-LSA
Link State ID: 1.0.0.1 (Area-Local Opaque-Type/ID) Opaque Type: 1
Opaque ID: 1
Advertising Router: 6.6.6.6 LS Seq Number: 80000001 Checksum: 0x44ba
Length: 28

MPLS TE router ID : 6.6.6.6
Number of Links : 0 LS age: 914
Options: 0x22 (-|-|DC|-|-|-|E|-) LS Type: Area-Local Opaque-LSA
Link State ID: 1.0.0.42 (Area-Local Opaque-Type/ID) Opaque Type: 1
Opaque ID: 42
Advertising Router: 5.5.5.5 LS Seq Number: 80000001 Checksum: 0x1f87
Length: 108

Link connected to Broadcast network

Link ID : 15.1.1.1
Interface Address : 15.1.1.1 Admin Metric : 1
Maximum bandwidth : 25000000.00 Kbits/s
Maximum reservable bandwidth : 25000000.00 Kbits/s Unreserved Bandwidth :
Number of Priority : 8
Priority 0 : 25000000.00 Kbits/s Priority 1 : 25000000.00 Kbits/s
Priority 2 : 25000000.00 Kbits/s Priority 3 : 25000000.00 Kbits/s
Priority 4 : 25000000.00 Kbits/s Priority 5 : 25000000.00 Kbits/s
Priority 6 : 25000000.00 Kbits/s Priority 7 : 25000000.00 Kbits/s Number of Links : 1
LS age: 915
Options: 0x22 (-|-|DC|-|-|-|E|-) LS Type: Area-Local Opaque-LSA
Link State ID: 1.0.0.42 (Area-Local Opaque-Type/ID) Opaque Type: 1
Opaque ID: 42
Advertising Router: 6.6.6.6 LS Seq Number: 80000001 Checksum: 0x1f82
Length: 108

Link connected to Broadcast network Link ID : 15.1.1.1
Interface Address : 15.1.1.2 Admin Metric : 1
Maximum bandwidth : 25000000.00 Kbits/s
Maximum reservable bandwidth : 25000000.00 Kbits/s Unreserved Bandwidth :
Number of Priority : 8
Priority 0 : 25000000.00 Kbits/s Priority 1 : 25000000.00 Kbits/s
Priority 2 : 25000000.00 Kbits/s Priority 3 : 25000000.00 Kbits/s
Priority 4 : 25000000.00 Kbits/s Priority 5 : 25000000.00 Kbits/s
Priority 6 : 25000000.00 Kbits/s Priority 7 : 25000000.00 Kbits/s Number of Links : 1

LS age: 1069
Options: 0x22 (-|-|DC|-|-|-|E|-) LS Type: Area-Local Opaque-LSA
Link State ID: 4.0.0.0 (Area-Local Opaque-Type/ID) Opaque Type: 4
Opaque ID: 0
Advertising Router: 5.5.5.5 LS Seq Number: 80000001 Checksum: 0x7d50
Length: 44

Range Size: 8000
Base-SID: 16000
Algorithm: 0

LS age: 912
Options: 0x22 (-|-|DC|-|-|-|E|-) LS Type: Area-Local Opaque-LSA
Link State ID: 4.0.0.0 (Area-Local Opaque-Type/ID) Opaque Type: 4
Opaque ID: 0
Advertising Router: 6.6.6.6 LS Seq Number: 80000001 Checksum: 0x5f6a
Length: 44

Range Size: 8000
Base-SID: 16000
Algorithm: 0

LS age: 1069
Options: 0x22 (-|-|DC|-|-|-|E|-) LS Type: Area-Local Opaque-LSA
Link State ID: 7.0.0.0 (Area-Local Opaque-Type/ID) Opaque Type: 7
Opaque ID: 0
Advertising Router: 5.5.5.5 LS Seq Number: 80000001 Checksum: 0x28aa
Length: 44

Prefix type : Extended Prefix TLV Route Type: 1
Prefix Length: 32
AF: 0
Flags: 0x40 (-|N|-|-|-|-|-) Address Prefix: 5.5.5.5
Flags: 0x08 (-|-|-|-|V|-|-|-) MT-ID: 0
Algorithm: 0
SID: 18005

LS age: 912
Options: 0x22 (-|-|DC|-|-|-|E|-) LS Type: Area-Local Opaque-LSA
Link State ID: 7.0.0.0 (Area-Local Opaque-Type/ID) Opaque Type: 7
Opaque ID: 0

Advertising Router: 6.6.6.6 LS Seq Number: 80000001 Checksum: 0x5673
Length: 44

Prefix type : Extended Prefix TLV Route Type: 1
Prefix Length: 32

```

AF: 0
Flags: 0x40 (-|N|-|-|-|-|-) Address Prefix: 6.6.6.6
Flags: 0x08 (-|-|-|-|V|-|-|-) MT-ID: 0
Algorithm: 0
SID: 18006

LS age: 914
Options: 0x22 (-|-|DC|-|-|-|E|-) LS Type: Area-Local Opaque-LSA
Link State ID: 8.0.39.35 (Area-Local Opaque-Type/ID) Opaque Type: 8
Opaque ID: 10019
Advertising Router: 5.5.5.5 LS Seq Number: 80000001 Checksum: 0x5935
Length: 52

Link Type: 2
Link ID: 15.1.1.1
Link Data: 15.1.1.1
Flags: 0x60 (-|V|L|-|-|-|-|-) MT-ID: 0
NBR ID: 6.6.6.6
SID: 24320

LS age: 912
Options: 0x22 (-|-|DC|-|-|-|E|-) LS Type: Area-Local Opaque-LSA
Link State ID: 8.0.39.35 (Area-Local Opaque-Type/ID) Opaque Type: 8
Opaque ID: 10019
Advertising Router: 6.6.6.6 LS Seq Number: 80000001 Checksum: 0x941a
Length: 48

Link Type: 2
Link ID: 15.1.1.1

Link Data: 15.1.1.2
Flags: 0x60 (-|V|L|-|-|-|-|-) MT-ID: 0
SID: 24320

R5#show bgp link-state link-state
BGP router identifier 5.5.5.5, local AS number 200 Origin codes: i - IGP, e - EGP
Prefix codes: E link, V node, T IP reachable route, I Identifier N local node, R remote
node, L link, P prefix
L1/L2 ISIS level-1/level-2, O OSPF, a area-ID, c confed-ID/ASN, b bgp-identifier, r
router-ID, i if-address, n nbr-address, o OSPF Route-type,
p IP-prefix, d designated router address, s ISO-ID e
[V][O][I0x64][N[c100][b3.3.3.3][a0.0.0.0][r2.2.2.2]]/216
e [V][O][I0x64][N[c100][b3.3.3.3][a0.0.0.0][r2.2.2.2d11.1.1.1]]/248
e [V][O][I0x64][N[c100][b3.3.3.3][a0.0.0.0][r3.3.3.3]]/216
e [V][O][I0x64][N[c100][b3.3.3.3][a0.0.0.0][r3.3.3.3d12.1.1.2]]/248
e [V][O][I0x64][N[c100][b3.3.3.3][a0.0.0.0][r4.4.4.4]]/216
e [V][O][I0x64][N[c100][b3.3.3.3][a0.0.0.1][r1.1.1.1]]/216
e [V][O][I0x64][N[c100][b3.3.3.3][a0.0.0.1][r1.1.1.1d10.1.1.1]]/248
e [V][O][I0x64][N[c100][b3.3.3.3][a0.0.0.1][r3.3.3.3]]/216
[V][O][I0x64][N[c200][b5.5.5.5][a0.0.0.0][r5.5.5.5]]/216

```

```
[V] [O] [I0x64] [N[c200] [b5.5.5.5] [a0.0.0.0] [r5.5.5.5d15.1.1.1]]/248
[V] [O] [I0x64] [N[c200] [b5.5.5.5] [a0.0.0.0] [r6.6.6.6]]/216
e
[E] [O] [I0x64] [N[c100] [b3.3.3.3] [a0.0.0.0] [r2.2.2.2] [R[c100] [b3.3.3.3] [a0.0.0.0] [r2.2.2.2d11.1.1.1]] [L[i11.1.1.1] [n11.1.1.1]]/376
e
[E] [O] [I0x64] [N[c100] [b3.3.3.3] [a0.0.0.0] [r2.2.2.2d11.1.1.1] [R[c100] [b3.3.3.3] [a0.0.0.0] [r2.2.2.2]] [L[i11.1.1.1] [n11.1.1.1]]/376
e
[E] [O] [I0x64] [N[c100] [b3.3.3.3] [a0.0.0.0] [r2.2.2.2d11.1.1.1] [R[c100] [b3.3.3.3] [a0.0.0.0] [r3.3.3.3]] [L[i11.1.1.1] [n11.1.1.2]]/376
e
[E] [O] [I0x64] [N[c100] [b3.3.3.3] [a0.0.0.0] [r3.3.3.3] [R[c100] [b3.3.3.3] [a0.0.0.0] [r2.2.2.2d11.1.1.1]] [L[i11.1.1.2] [n11.1.1.1]]/376
e
[E] [O] [I0x64] [N[c100] [b3.3.3.3] [a0.0.0.0] [r3.3.3.3] [R[c100] [b3.3.3.3] [a0.0.0.0] [r3.3.3.3d12.1.1.2]] [L[i12.1.1.2] [n12.1.1.2]]/376
e
[E] [O] [I0x64] [N[c100] [b3.3.3.3] [a0.0.0.0] [r3.3.3.3d12.1.1.2] [R[c100] [b3.3.3.3] [a0.0.0.0] [r3.3.3.3]] [L[i12.1.1.2] [n12.1.1.2]]/376
e
[E] [O] [I0x64] [N[c100] [b3.3.3.3] [a0.0.0.0] [r3.3.3.3d12.1.1.2] [R[c100] [b3.3.3.3] [a0.0.0.0] [r4.4.4.4]] [L[i12.1.1.2] [n12.1.1.1]]/376
e
[E] [O] [I0x64] [N[c100] [b3.3.3.3] [a0.0.0.0] [r4.4.4.4] [R[c100] [b3.3.3.3] [a0.0.0.0] [r3.3.3.3d12.1.1.2]] [L[i12.1.1.1] [n12.1.1.2]]/376
e
[E] [O] [I0x64] [N[c100] [b3.3.3.3] [a0.0.0.1] [r1.1.1.1] [R[c100] [b3.3.3.3] [a0.0.0.1] [r1.1.1.1d10.1.1.1]] [L[i10.1.1.1] [n10.1.1.1]]/376
e
[E] [O] [I0x64] [N[c100] [b3.3.3.3] [a0.0.0.1] [r1.1.1.1d10.1.1.1] [R[c100] [b3.3.3.3] [a0.0.0.1] [r1.1.1.1]] [L[i10.1.1.1] [n10.1.1.1]]/376
e
[E] [O] [I0x64] [N[c100] [b3.3.3.3] [a0.0.0.1] [r1.1.1.1d10.1.1.1] [R[c100] [b3.3.3.3] [a0.0.0.1] [r3.3.3.3]] [L[i10.1.1.1] [n10.1.1.2]]/376
e
[E] [O] [I0x64] [N[c100] [b3.3.3.3] [a0.0.0.1] [r3.3.3.3] [R[c100] [b3.3.3.3] [a0.0.0.1] [r1.1.1.1d10.1.1.1]] [L[i10.1.1.2] [n10.1.1.1]]/376
[E] [O] [I0x64] [N[c200] [b5.5.5.5] [a0.0.0.0] [r5.5.5.5] [R[c200] [b5.5.5.5] [a0.0.0.0] [r5.5.5.5d15.1.1.1]] [L[i15.1.1.1] [n15.1.1.1]]/376
[E] [O] [I0x64] [N[c200] [b5.5.5.5] [a0.0.0.0] [r5.5.5.5d15.1.1.1] [R[c200] [b5.5.5.5] [a0.0.0.0] [r5.5.5.5]] [L[i15.1.1.1] [n15.1.1.1]]/376
[E] [O] [I0x64] [N[c200] [b5.5.5.5] [a0.0.0.0] [r5.5.5.5d15.1.1.1] [R[c200] [b5.5.5.5] [a0.0.0.0] [r6.6.6.6]] [L[i15.1.1.1] [n15.1.1.2]]/376
[E] [O] [I0x64] [N[c200] [b5.5.5.5] [a0.0.0.0] [r6.6.6.6] [R[c200] [b5.5.5.5] [a0.0.0.0] [r5.5.5.5d15.1.1.1]] [L[i15.1.1.2] [n15.1.1.1]]/376
e [T] [O] [I0x64] [N[c100] [b3.3.3.3] [a0.0.0.0] [r2.2.2.2]] [P[0x1] [p2.2.2.2/32]]/264
e [T] [O] [I0x64] [N[c100] [b3.3.3.3] [a0.0.0.0] [r3.3.3.3]] [P[0x1] [p3.3.3.3/32]]/264
e [T] [O] [I0x64] [N[c100] [b3.3.3.3] [a0.0.0.0] [r3.3.3.3]] [P[0x2] [p10.1.1.0/24]]/256
e [T] [O] [I0x64] [N[c100] [b3.3.3.3] [a0.0.0.0] [r3.3.3.3]] [P[0x2] [p1.1.1.1/32]]/264
e [T] [O] [I0x64] [N[c100] [b3.3.3.3] [a0.0.0.0] [r4.4.4.4]] [P[0x1] [p4.4.4.4/32]]/264
e [T] [O] [I0x64] [N[c100] [b3.3.3.3] [a0.0.0.1] [r1.1.1.1]] [P[0x1] [p1.1.1.1/32]]/264
e [T] [O] [I0x64] [N[c100] [b3.3.3.3] [a0.0.0.1] [r3.3.3.3]] [P[0x2] [p11.1.1.0/24]]/256
e [T] [O] [I0x64] [N[c100] [b3.3.3.3] [a0.0.0.1] [r3.3.3.3]] [P[0x2] [p12.1.1.0/24]]/256
```

```
e [T][O][I0x64][N[c100][b3.3.3.3][a0.0.0.1][r3.3.3.3]][P[0x2][p2.2.2.2/32]]/264
e [T][O][I0x64][N[c100][b3.3.3.3][a0.0.0.1][r3.3.3.3]][P[0x2][p3.3.3.3/32]]/264
e [T][O][I0x64][N[c100][b3.3.3.3][a0.0.0.1][r3.3.3.3]][P[0x2][p4.4.4.4/32]]/264
[T][O][I0x64][N[c200][b5.5.5.5][a0.0.0.0][r5.5.5.5]][P[0x1][p5.5.5.5/32]]/264
[T][O][I0x64][N[c200][b5.5.5.5][a0.0.0.0][r6.6.6.6]][P[0x1][p6.6.6.6/32]]/264
NLRIs, Total: 40, Node: 11, Link: 16, Prefix: 13
Note:Count of NLRIs may be different sometimes.
R5#show bgp link-state link-state count
```

```
TotalNLRIs:40
NodeNLRIs:11
LinkNLRIs:16
PrefixNLRIs:13
```

Note:Count of NLRIs may be different sometimes.

```
R5#show bgp link-state link-state self-originate BGP router identifier 5.5.5.5, local AS
number 200 Origin codes: i - IGP, e - EGP
```

```
Prefix codes: E link, V node, T IP reachable route, I Identifier N local node, R remote
node, L link, P prefix
```

```
L1/L2 ISIS level-1/level-2, O OSPF, a area-ID, c confed-ID/ASN, b bgp-identifier, r
router-ID, i if-address, n nbr-address, o OSPF Route-type,
```

```
p IP-prefix, d designated router address, s ISO-ID
```

```
[V][O][I0x64][N[c200][b5.5.5.5][a0.0.0.0][r5.5.5.5]]/216
```

```
[V][O][I0x64][N[c200][b5.5.5.5][a0.0.0.0][r5.5.5.5d15.1.1.1]]/248
```

```
[V][O][I0x64][N[c200][b5.5.5.5][a0.0.0.0][r6.6.6.6]]/216
```

```
[E][O][I0x64][N[c200][b5.5.5.5][a0.0.0.0][r5.5.5.5][R[c200][b5.5.5.5][a0.0.0.0][r5.5.5.
5d15.1.1.1]][L[i15.1.1.1][n15.1.1.1]]/376
```

```
[E][O][I0x64][N[c200][b5.5.5.5][a0.0.0.0][r5.5.5.5d15.1.1.1][R[c200][b5.5.5.5][a0.0.0.0
][r5.5.5.5]][L[i15.1.1.1][n15.1.1.1]]/376
```

```
[E][O][I0x64][N[c200][b5.5.5.5][a0.0.0.0][r5.5.5.5d15.1.1.1][R[c200][b5.5.5.5][a0.0.0.0
][r6.6.6.6]][L[i15.1.1.1][n15.1.1.2]]/376
```

```
[E][O][I0x64][N[c200][b5.5.5.5][a0.0.0.0][r6.6.6.6][R[c200][b5.5.5.5][a0.0.0.0][r5.5.5.
5d15.1.1.1]][L[i15.1.1.2][n15.1.1.1]]/376
```

```
[T][O][I0x64][N[c200][b5.5.5.5][a0.0.0.0][r5.5.5.5]][P[0x1][p5.5.5.5/32]]/264
```

```
[T][O][I0x64][N[c200][b5.5.5.5][a0.0.0.0][r6.6.6.6]][P[0x1][p6.6.6.6/32]]/264
```

```
NLRIs, Total: 9, Node: 3, Link: 4, Prefix: 2
```

Note: Count of NLRIs may be different sometimes.

[Validation for Particular NLRI

Node-NLRI

```
R5#show bgp link-state link-state [V][O][I0x64][N[c100][b3.3.3.3][a0.0.0.0][r2.2.2.2]]/
216
```

```
BGP routing table entry for [V][O][I0x64][N[c100][b3.3.3.3][a0.0.0.0][r2.2.2.2]]/216
Local
```

```
Received from 14.1.1.2 Link State:
```

```
Range Size: 8000Base SID: 16000SR Algorithm: 0 Node flag bits: O:0 T:0 B:0 E:0
```

```
Local TE Router-ID:2.2.2.2
```


Link-NLRI

```
R5#show bgp li li
[E][O][I0x64][N[c100][b3.3.3.3][a0.0.0.0][r3.3.3.3][R[c100][b3.3.3.3][a0.0.0.0][r2.2.2.2d11.1.1.1]][L[i11.1.1.2][n11.1.1.1]]/376
BGP routing table entry for
[E][O][I0x64][N[c100][b3.3.3.3][a0.0.0.0][r3.3.3.3][R[c100][b3.3.3.3][a0.0.0.0][r2.2.2.2d11.1.1.1]][L[i11.1.1.2][n11.1.1.1]]/376
Local
  Received from 14.1.1.2
  Link State:
  Local Router ID: 3.3.3.3, Remote Router ID: 2.2.2.2
  Max link bw(kbits/sec): 10000000.00 ,Max reservable link bw(kbits/sec): 10000000.00
  Max unreserved link bw(kbits/sec):10000000.00 10000000.00 10000000.00 10000000.00
10000000.00 10000000.00 10000000.00 10000000.00
  TE metric 1 , IGP metric 1
  SR Flags: B:0 V:1 L:1 G:0 P:0
Adjacency SID: 24321
  Local TE Router-ID:3.3.3.3
```

Prefix-NLRI

```
R5#show bgp link-state link-state
[T][O][I0x64][N[c100][b3.3.3.3][a0.0.0.0][r4.4.4.4]][P[0x1][p4.4.4.4/32]]/264
BGP routing table entry for
[T][O][I0x64][N[c100][b3.3.3.3][a0.0.0.0][r4.4.4.4]][P[0x1][p4.4.4.4/32]]/264
Local
  Received from 13.1.1.2
  Link State:
  Prefix flag bits:64[N]
  Metric: 1 SID: 18005 SR Flags: NP:0 M:0 E:0 V:1 L:0
  Source Router ID:5.5.5.5
  Local TE Router-ID:5.5.5.5
```

Validation for Controller (R7)

```
Controller#show bgp neighbors
BGP neighbor is 13.1.1.1, remote AS 100, local AS 300, external link
  BGP version 4, local router ID 40.1.1.2, remote router ID 3.3.3.3
  BGP state = Established, up for 00:16:41
  Last read 00:00:12, hold time is 90, keepalive interval is 30 seconds
  Neighbor capabilities:
    Route refresh: advertised and received (old and new)
    Address family IPv4 Unicast: advertised and received
    Address family Link-State Link-State: advertised and received
  Received 80 messages, 0 notifications, 0 in queue
  Sent 49 messages, 0 notifications, 0 in queue
  Route refresh request: received 0, sent 0
  Minimum time between advertisement runs is 30 seconds
For address family: IPv4 Unicast
  BGP table version 1, neighbor version 1
```

Index 0, Offset 0, Mask 0x1
Community attribute sent to this neighbor (both)
0 accepted prefixes
0 announced prefixes

For address family: Link-State Link-State
BGP table version 3, neighbor version 3
Index 1, Offset 0, Mask 0x2
Community attribute sent to this neighbor (both)
31 accepted prefixes
9 announced prefixes

Connections established 1; dropped 0
Local host: 13.1.1.2, Local port: 179
Foreign host: 13.1.1.1, Foreign port: 45926
Nexthop: 13.1.1.2
Nexthop global: ::
Nexthop local: ::
BGP connection: non shared network

BGP neighbor is 14.1.1.1, remote AS 200, local AS 300, external link
BGP version 4, local router ID 40.1.1.2, remote router ID 5.5.5.5
BGP state = Established, up for 00:16:33
Last read 00:00:11, hold time is 90, keepalive interval is 30 seconds
Neighbor capabilities:
Route refresh: advertised and received (old and new)
Address family IPv4 Unicast: advertised and received
Address family Link-State Link-State: advertised and received
Received 50 messages, 0 notifications, 0 in queue
Sent 63 messages, 0 notifications, 0 in queue
Route refresh request: received 0, sent 0
Minimum time between advertisement runs is 30 seconds

For address family: IPv4 Unicast
BGP table version 1, neighbor version 1
Index 1, Offset 0, Mask 0x2
Community attribute sent to this neighbor (both)
0 accepted prefixes
0 announced prefixes

For address family: Link-State Link-State
BGP table version 3, neighbor version 3
Index 0, Offset 0, Mask 0x1
Community attribute sent to this neighbor (both)
9 accepted prefixes
31 announced prefixes

Connections established 1; dropped 0
Local host: 14.1.1.2, Local port: 179
Foreign host: 14.1.1.1, Foreign port: 36438
Nexthop: 14.1.1.2

```

Nextthop global: ::
Nextthop local: ::
BGP connection: non shared network

```

```

Controller#show bgp link-state link-state
BGP router identifier 40.1.1.2, local AS number 300
Origin codes: i - IGP, e - EGP
Prefix codes: E link, V node, T IP reachable route, I Identifier
               N local node, R remote node, L link, P prefix
               L1/L2 ISIS level-1/level-2, O OSPF, a area-ID,
               c confed-ID/ASN, b bgp-identifier, r router-ID,
               i if-address, n nbr-address, o OSPF Route-type,
               p IP-prefix, d designated router address, s ISO-ID
e [V][O][I0x64][N[c100][b3.3.3.3][a0.0.0.0][r2.2.2.2]]/216
e [V][O][I0x64][N[c100][b3.3.3.3][a0.0.0.0][r2.2.2.2d11.1.1.1]]/248
e [V][O][I0x64][N[c100][b3.3.3.3][a0.0.0.0][r3.3.3.3]]/216
e [V][O][I0x64][N[c100][b3.3.3.3][a0.0.0.0][r3.3.3.3d12.1.1.2]]/248
e [V][O][I0x64][N[c100][b3.3.3.3][a0.0.0.0][r4.4.4.4]]/216
e [V][O][I0x64][N[c100][b3.3.3.3][a0.0.0.1][r1.1.1.1]]/216
e [V][O][I0x64][N[c100][b3.3.3.3][a0.0.0.1][r1.1.1.1d10.1.1.1]]/248
e [V][O][I0x64][N[c100][b3.3.3.3][a0.0.0.1][r3.3.3.3]]/216
e [V][O][I0x64][N[c200][b5.5.5.5][a0.0.0.0][r5.5.5.5]]/216
e [V][O][I0x64][N[c200][b5.5.5.5][a0.0.0.0][r5.5.5.5d15.1.1.1]]/248
e [V][O][I0x64][N[c200][b5.5.5.5][a0.0.0.0][r6.6.6.6]]/216
e
[E][O][I0x64][N[c100][b3.3.3.3][a0.0.0.0][r2.2.2.2][R[c100][b3.3.3.3][a0.0.0.0][r2.2.2.2d11.1.1.1]][L[i11.1.1.1][n11.1.1.1]]/376
e
[E][O][I0x64][N[c100][b3.3.3.3][a0.0.0.0][r2.2.2.2d11.1.1.1][R[c100][b3.3.3.3][a0.0.0.0][r2.2.2.2]][L[i11.1.1.1][n11.1.1.1]]/376
e
[E][O][I0x64][N[c100][b3.3.3.3][a0.0.0.0][r2.2.2.2d11.1.1.1][R[c100][b3.3.3.3][a0.0.0.0][r3.3.3.3]][L[i11.1.1.1][n11.1.1.2]]/376
e
[E][O][I0x64][N[c100][b3.3.3.3][a0.0.0.0][r3.3.3.3][R[c100][b3.3.3.3][a0.0.0.0][r2.2.2.2d11.1.1.1]][L[i11.1.1.2][n11.1.1.1]]/376
e
[E][O][I0x64][N[c100][b3.3.3.3][a0.0.0.0][r3.3.3.3][R[c100][b3.3.3.3][a0.0.0.0][r3.3.3.3d12.1.1.2]][L[i12.1.1.2][n12.1.1.2]]/376
e
[E][O][I0x64][N[c100][b3.3.3.3][a0.0.0.0][r3.3.3.3d12.1.1.2][R[c100][b3.3.3.3][a0.0.0.0][r3.3.3.3]][L[i12.1.1.2][n12.1.1.2]]/376
e
[E][O][I0x64][N[c100][b3.3.3.3][a0.0.0.0][r3.3.3.3d12.1.1.2][R[c100][b3.3.3.3][a0.0.0.0][r4.4.4.4]][L[i12.1.1.2][n12.1.1.1]]/376
e
[E][O][I0x64][N[c100][b3.3.3.3][a0.0.0.0][r4.4.4.4][R[c100][b3.3.3.3][a0.0.0.0][r3.3.3.3d12.1.1.2]][L[i12.1.1.1][n12.1.1.2]]/376
e
[E][O][I0x64][N[c100][b3.3.3.3][a0.0.0.1][r1.1.1.1][R[c100][b3.3.3.3][a0.0.0.1][r1.1.1.1d10.1.1.1]][L[i10.1.1.1][n10.1.1.1]]/376
e
[E][O][I0x64][N[c100][b3.3.3.3][a0.0.0.1][r1.1.1.1d10.1.1.1][R[c100][b3.3.3.3][a0.0.0.1][r1.1.1.1]][L[i10.1.1.1][n10.1.1.1]]/376

```

```

e
[E][O][I0x64][N[c100][b3.3.3.3][a0.0.0.1][r1.1.1.1d10.1.1.1][R[c100][b3.3.3.3][a0.0.0.1][r3.3.3.3]][L[i10.1.1.1][n10.1.1.2]]/376
e
[E][O][I0x64][N[c100][b3.3.3.3][a0.0.0.1][r3.3.3.3][R[c100][b3.3.3.3][a0.0.0.1][r1.1.1.1d10.1.1.1]][L[i10.1.1.2][n10.1.1.1]]/376
e
[E][O][I0x64][N[c200][b5.5.5.5][a0.0.0.0][r5.5.5.5][R[c200][b5.5.5.5][a0.0.0.0][r5.5.5.5d15.1.1.1]][L[i15.1.1.1][n15.1.1.1]]/376
e
[E][O][I0x64][N[c200][b5.5.5.5][a0.0.0.0][r5.5.5.5d15.1.1.1][R[c200][b5.5.5.5][a0.0.0.0][r5.5.5.5]][L[i15.1.1.1][n15.1.1.1]]/376
e
[E][O][I0x64][N[c200][b5.5.5.5][a0.0.0.0][r5.5.5.5d15.1.1.1][R[c200][b5.5.5.5][a0.0.0.0][r6.6.6.6]][L[i15.1.1.1][n15.1.1.2]]/376
e
[E][O][I0x64][N[c200][b5.5.5.5][a0.0.0.0][r6.6.6.6][R[c200][b5.5.5.5][a0.0.0.0][r5.5.5.5d15.1.1.1]][L[i15.1.1.2][n15.1.1.1]]/376
e [T][O][I0x64][N[c100][b3.3.3.3][a0.0.0.0][r2.2.2.2]][P[0x1][p2.2.2.2/32]]/264
e [T][O][I0x64][N[c100][b3.3.3.3][a0.0.0.0][r3.3.3.3]][P[0x1][p3.3.3.3/32]]/264
e [T][O][I0x64][N[c100][b3.3.3.3][a0.0.0.0][r3.3.3.3]][P[0x2][p10.1.1.0/24]]/256
e [T][O][I0x64][N[c100][b3.3.3.3][a0.0.0.0][r3.3.3.3]][P[0x2][p1.1.1.1/32]]/264
e [T][O][I0x64][N[c100][b3.3.3.3][a0.0.0.0][r4.4.4.4]][P[0x1][p4.4.4.4/32]]/264
e [T][O][I0x64][N[c100][b3.3.3.3][a0.0.0.1][r1.1.1.1]][P[0x1][p1.1.1.1/32]]/264
e [T][O][I0x64][N[c100][b3.3.3.3][a0.0.0.1][r3.3.3.3]][P[0x2][p11.1.1.0/24]]/256
e [T][O][I0x64][N[c100][b3.3.3.3][a0.0.0.1][r3.3.3.3]][P[0x2][p12.1.1.0/24]]/256
e [T][O][I0x64][N[c100][b3.3.3.3][a0.0.0.1][r3.3.3.3]][P[0x2][p2.2.2.2/32]]/264
e [T][O][I0x64][N[c100][b3.3.3.3][a0.0.0.1][r3.3.3.3]][P[0x2][p3.3.3.3/32]]/264
e [T][O][I0x64][N[c100][b3.3.3.3][a0.0.0.1][r3.3.3.3]][P[0x2][p4.4.4.4/32]]/264
e [T][O][I0x64][N[c200][b5.5.5.5][a0.0.0.0][r5.5.5.5]][P[0x1][p5.5.5.5/32]]/264
e [T][O][I0x64][N[c200][b5.5.5.5][a0.0.0.0][r6.6.6.6]][P[0x1][p6.6.6.6/32]]/264
NLRIs, Total: 40, Node: 11, Link: 16, Prefix: 13

```

Note: Count of NLRIs may be different sometimes.

```

Controller#show bgp link-state link-state
[V][O][I0x64][N[c100][b3.3.3.3][a0.0.0.1][r1.1.1.1]]/216
BGP routing table entry for [V][O][I0x64][N[c100][b3.3.3.3][a0.0.0.1][r1.1.1.1]]/216
Local
  Received from 13.1.1.1
  Link State:
  Range Size: 8000 Base SID: 16000 SR Algorithm: 0
  Node flag bits: O:0 T:0 B:0 E:0
  Local TE Router-ID:1.1.1.1

```

SRMS Configuration

R5

R5(config)#segment-routing	Entering to Segment Routing.
R5(config-sr)#mapping-server	Entering to Mapping Server

R5(config-sr-ms)#prefix-sid-map address-family ipv4	Entering to prefix-to SID mapping.
R5(config-sr-ms-map-af4)#21.21.21.21/32 4545 attached	Configure SID for prefix.
R5(config-sr-ms-map-af4)#31.31.31.31/32 3535 attached	Configure SID for prefix.
R5(config-sr-ms-map-af4)#end	Exit from SRMS.
R5#configure terminal	Entering to Config mode.
R5(config)#router ospf 100	Entering to router OSPF mode.
R5(config-router)#segment-routing prefix-sid-map advertise-local	Configure advertise-local for prefix-sid mapping.
R5(config-router)#exit	Exit from router OSPF mode

R3

R3(config)#segment-routing	Entering to Segment Routing
R3(config-sr)#mapping-server	Entering to Mapping Server
R3(config-sr-ms)#prefix-sid-map address-family ipv4	Entering to prefix-to SID mapping.
R3(config-sr-ms-map-af4)#11.11.11.11/32 1111 range 3	Configure SID for prefix.
R3(config-sr-ms-map-af4)#12.12.12.12/32 6767 range 1	Configure SID for prefix.
R3(config-sr-ms-map-af4)#end	Exit from SRMS.
R3#configure terminal	Entering to Config mode.
R3(config)#router ospf 100	Entering to router OSPF mode.
R3(config-router)#segment-routing prefix-sid-map advertise-local	Configure advertise-local for prefix-sid mapping.
R3(config-router)#exit	Exit from router OSPF mode

Validation on R3

OSPF Database

```
R3#show ip ospf database opaque-area self-originate
```

```
OSPF Router with ID (3.3.3.3) (Process ID 100 VRF default)
```

```
Area-Local Opaque-LSA (Area 0.0.0.0)
```

```
LS age: 851
Options: 0x22 (-|-|DC|-|-|-|E|-)
LS Type: Area-Local Opaque-LSA
Link State ID: 1.0.0.1 (Area-Local Opaque-Type/ID)
Opaque Type: 1
Opaque ID: 1
Advertising Router: 3.3.3.3
LS Seq Number: 80000003
```

Checksum: 0x34e0

Length: 28

MPLS TE router ID : 3.3.3.3

Number of Links : 0

LS age: 1421

Options: 0x22 (-|-|DC|-|-|-|E|-)

LS Type: Area-Local Opaque-LSA

Link State ID: 1.0.0.22 (Area-Local Opaque-Type/ID)

Opaque Type: 1

Opaque ID: 22

Advertising Router: 3.3.3.3

LS Seq Number: 80000002

Checksum: 0xb77f

Length: 108

Link connected to Broadcast network

Link ID : 11.1.1.1

Interface Address : 11.1.1.2

Admin Metric : 1

Maximum bandwidth : 10000000.00 Kbits/s

Maximum reservable bandwidth : 10000000.00 Kbits/s

Unreserved Bandwidth :

Number of Priority : 8

Priority 0 : 10000000.00 Kbits/s Priority 1 : 10000000.00 Kbits/s

Priority 2 : 10000000.00 Kbits/s Priority 3 : 10000000.00 Kbits/s

Priority 4 : 10000000.00 Kbits/s Priority 5 : 10000000.00 Kbits/s

Priority 6 : 10000000.00 Kbits/s Priority 7 : 10000000.00 Kbits/s

Number of Links : 1

LS age: 1321

Options: 0x22 (-|-|DC|-|-|-|E|-)

LS Type: Area-Local Opaque-LSA

Link State ID: 1.0.0.32 (Area-Local Opaque-Type/ID)

Opaque Type: 1

Opaque ID: 32

Advertising Router: 3.3.3.3

LS Seq Number: 80000002

Checksum: 0x9792

Length: 108

Link connected to Broadcast network

Link ID : 12.1.1.2

Interface Address : 12.1.1.2

Admin Metric : 1

Maximum bandwidth : 10000000.00 Kbits/s

Maximum reservable bandwidth : 10000000.00 Kbits/s

Unreserved Bandwidth :
Number of Priority : 8
Priority 0 : 10000000.00 Kbits/s Priority 1 : 10000000.00 Kbits/s
Priority 2 : 10000000.00 Kbits/s Priority 3 : 10000000.00 Kbits/s
Priority 4 : 10000000.00 Kbits/s Priority 5 : 10000000.00 Kbits/s
Priority 6 : 10000000.00 Kbits/s Priority 7 : 10000000.00 Kbits/s

Number of Links : 1

LS age: 153
Options: 0x22 (-|-|DC|-|-|-|E|-)
LS Type: Area-Local Opaque-LSA
Link State ID: 4.0.0.0 (Area-Local Opaque-Type/ID)
Opaque Type: 4
Opaque ID: 0
Advertising Router: 3.3.3.3
LS Seq Number: 80000003
Checksum: 0x73c4
Length: 52

Range Size: 8000
Base-SID: 16000
Algorithm0: 0
Preference: 128

LS age: 1081
Options: 0x22 (-|-|DC|-|-|-|E|-)
LS Type: Area-Local Opaque-LSA
Link State ID: 7.0.0.0 (Area-Local Opaque-Type/ID)
Opaque Type: 7
Opaque ID: 0
Advertising Router: 3.3.3.3
LS Seq Number: 80000002
Checksum: 0x085d
Length: 68

Prefix type : Extended Prefix TLV
Route Type: 1
Prefix Length: 32
AF: 0
Flags: 0x40 (-|N|-|-|-|-|-|-|-)
Address Prefix: 3.3.3.3
Flags: 0x08 (-|-|-|-|V|-|-|-|-)
MT-ID: 0
Algorithm: 0
SID: 18003

Prefix type : Extended Prefix TLV
Route Type: 3

Prefix Length: 32
AF: 0
Flags: 0x40 (-|N|-|-|-|-|-|-)|
Address Prefix: 1.1.1.1
Flags: 0x48 (-|NP|-|-|V|-|-|-|-)|
MT-ID: 0
Algorithm: 0
SID: 18001

LS age: 153
Options: 0x22 (-|-|DC|-|-|-|E|-)|
LS Type: Area-Local Opaque-LSA
Link State ID: 7.0.0.1 (Area-Local Opaque-Type/ID)
Opaque Type: 7
Opaque ID: 1
Advertising Router: 3.3.3.3
LS Seq Number: 80000001
Checksum: 0x6cb2
Length: 48

Prefix type : Extended Prefix Range TLV
Prefix Length: 32
AF: 0
Range: 3
Flags: 0x00 (-|-|-|-|-|-|-|-)|
Address Prefix: 11.11.11.11
Flags: 0x20 (-|-|M|-|-|-|-|-|-)|
MT-ID: 0
Algorithm: 0
SID: 1111

LS age: 153
Options: 0x22 (-|-|DC|-|-|-|E|-)|
LS Type: Area-Local Opaque-LSA
Link State ID: 7.0.0.2 (Area-Local Opaque-Type/ID)
Opaque Type: 7
Opaque ID: 2
Advertising Router: 3.3.3.3
LS Seq Number: 80000001
Checksum: 0xe30a
Length: 48

Prefix type : Extended Prefix Range TLV
Prefix Length: 32
AF: 0
Range: 1
Flags: 0x00 (-|-|-|-|-|-|-|-)|
Address Prefix: 12.12.12.12
Flags: 0x20 (-|-|M|-|-|-|-|-|-)|
MT-ID: 0

Algorithm: 0
SID: 6767

LS age: 471
Options: 0x22 (-|-|DC|-|-|-|E|-)
LS Type: Area-Local Opaque-LSA
Link State ID: 8.0.39.25 (Area-Local Opaque-Type/ID)
Opaque Type: 8
Opaque ID: 10009
Advertising Router: 3.3.3.3
LS Seq Number: 80000002
Checksum: 0x06c4
Length: 48

Link Type: 2
Link ID: 11.1.1.1
Link Data: 11.1.1.2
Flags: 0x60 (-|V|L|-|-|-|-|-)
MT-ID: 0
SID: 24321

LS age: 171
Options: 0x22 (-|-|DC|-|-|-|E|-)
LS Type: Area-Local Opaque-LSA
Link State ID: 8.0.39.30 (Area-Local Opaque-Type/ID)
Opaque Type: 8
Opaque ID: 10014
Advertising Router: 3.3.3.3
LS Seq Number: 80000002
Checksum: 0xf4af
Length: 52

Link Type: 2
Link ID: 12.1.1.2
Link Data: 12.1.1.2
Flags: 0x60 (-|V|L|-|-|-|-|-)
MT-ID: 0
NBR ID: 4.4.4.4
SID: 24322

Area-Local Opaque-LSA (Area 0.0.0.1)

LS age: 1601
Options: 0x22 (-|-|DC|-|-|-|E|-)
LS Type: Area-Local Opaque-LSA
Link State ID: 1.0.0.1 (Area-Local Opaque-Type/ID)
Opaque Type: 1

Opaque ID: 1
Advertising Router: 3.3.3.3
LS Seq Number: 80000002
Checksum: 0x36df
Length: 28

MPLS TE router ID : 3.3.3.3

Number of Links : 0

LS age: 1451
Options: 0x22 (-|-|DC|-|-|-|E|-)
LS Type: Area-Local Opaque-LSA
Link State ID: 1.0.0.12 (Area-Local Opaque-Type/ID)
Opaque Type: 1
Opaque ID: 12
Advertising Router: 3.3.3.3
LS Seq Number: 80000002
Checksum: 0xed55
Length: 108

Link connected to Broadcast network

Link ID : 10.1.1.1
Interface Address : 10.1.1.2
Admin Metric : 1
Maximum bandwidth : 10000000.00 Kbits/s
Maximum reservable bandwidth : 10000000.00 Kbits/s
Unreserved Bandwidth :
Number of Priority : 8
Priority 0 : 10000000.00 Kbits/s Priority 1 : 10000000.00 Kbits/s
Priority 2 : 10000000.00 Kbits/s Priority 3 : 10000000.00 Kbits/s
Priority 4 : 10000000.00 Kbits/s Priority 5 : 10000000.00 Kbits/s
Priority 6 : 10000000.00 Kbits/s Priority 7 : 10000000.00 Kbits/s

Number of Links : 1

LS age: 153
Options: 0x22 (-|-|DC|-|-|-|E|-)
LS Type: Area-Local Opaque-LSA
Link State ID: 4.0.0.0 (Area-Local Opaque-Type/ID)
Opaque Type: 4
Opaque ID: 0
Advertising Router: 3.3.3.3
LS Seq Number: 80000003
Checksum: 0x73c4
Length: 52

Range Size: 8000
Base-SID: 16000
Algorithm0: 0

Preference: 128

LS age: 861
Options: 0x22 (-|-|DC|-|-|-|E|-)
LS Type: Area-Local Opaque-LSA
Link State ID: 7.0.0.0 (Area-Local Opaque-Type/ID)
Opaque Type: 7
Opaque ID: 0
Advertising Router: 3.3.3.3
LS Seq Number: 80000003
Checksum: 0x6de1
Length: 92

Prefix type : Extended Prefix TLV
Route Type: 3
Prefix Length: 32
AF: 0
Flags: 0xc0 (A|N|-|-|-|-|-|-)
Address Prefix: 3.3.3.3
Flags: 0x08 (-|-|-|-|V|-|-|-)
MT-ID: 0
Algorithm: 0
SID: 18003

Prefix type : Extended Prefix TLV
Route Type: 3
Prefix Length: 32
AF: 0
Flags: 0x40 (-|N|-|-|-|-|-|-)
Address Prefix: 2.2.2.2
Flags: 0x48 (-|NP|-|-|V|-|-|-)
MT-ID: 0
Algorithm: 0
SID: 18002

Prefix type : Extended Prefix TLV
Route Type: 3
Prefix Length: 32
AF: 0
Flags: 0x40 (-|N|-|-|-|-|-|-)
Address Prefix: 4.4.4.4
Flags: 0x48 (-|NP|-|-|V|-|-|-)
MT-ID: 0
Algorithm: 0
SID: 18004

LS age: 153
Options: 0x22 (-|-|DC|-|-|-|E|-)
LS Type: Area-Local Opaque-LSA

Link State ID: 7.0.0.1 (Area-Local Opaque-Type/ID)
Opaque Type: 7
Opaque ID: 1
Advertising Router: 3.3.3.3
LS Seq Number: 80000001
Checksum: 0x6cb2
Length: 48

Prefix type : Extended Prefix Range TLV
Prefix Length: 32
AF: 0
Range: 3
Flags: 0x00 (-|-|-|-|-|-|-|-)
Address Prefix: 11.11.11.11
Flags: 0x20 (-|-|M|-|-|-|-|-|-)
MT-ID: 0
Algorithm: 0
SID: 1111

LS age: 153
Options: 0x22 (-|-|DC|-|-|-|E|-)
LS Type: Area-Local Opaque-LSA
Link State ID: 7.0.0.2 (Area-Local Opaque-Type/ID)
Opaque Type: 7
Opaque ID: 2
Advertising Router: 3.3.3.3
LS Seq Number: 80000001
Checksum: 0xe30a
Length: 48

Prefix type : Extended Prefix Range TLV
Prefix Length: 32
AF: 0
Range: 1
Flags: 0x00 (-|-|-|-|-|-|-|-)
Address Prefix: 12.12.12.12
Flags: 0x20 (-|-|M|-|-|-|-|-|-)
MT-ID: 0
Algorithm: 0
SID: 6767

LS age: 641
Options: 0x22 (-|-|DC|-|-|-|E|-)
LS Type: Area-Local Opaque-LSA
Link State ID: 8.0.39.20 (Area-Local Opaque-Type/ID)
Opaque Type: 8
Opaque ID: 10004
Advertising Router: 3.3.3.3
LS Seq Number: 80000002
Checksum: 0x01d1

Length: 48

```

Link Type: 2
Link ID: 10.1.1.1
Link Data: 10.1.1.2
  Flags: 0x60 (-|V|L|-|-|-|-)
  MT-ID: 0
  SID: 24320

```

Validation for NLRI count

```
R3#sho bgp link-state link-state count
```

```

-----
Total  NLRIs   : 44
Node   NLRIs   : 11
Link   NLRIs   : 16
Prefix NLRIs   : 17

```

Note: Count of NLRIs may be different sometimes.

```

R3#show bgp link-state link-state self-originate
BGP router identifier 3.3.3.3, local AS number 100
Origin codes: i - IGP, e - EGP
Prefix codes: E link, V node, T IP reachable route, I Identifier
               N local node, R remote node, L link, P prefix
               L1/L2 ISIS level-1/level-2, O OSPF, a area-ID,
               c confed-ID/ASN, b bgp-identifier, r router-ID,
               i if-address, n nbr-address, o OSPF Route-type,
               p IP-prefix, d designated router address, s ISO-ID
[V][O][I0x64][N[c100][b3.3.3.3][a0.0.0.0][r2.2.2.2]]/216
[V][O][I0x64][N[c100][b3.3.3.3][a0.0.0.0][r2.2.2.2d11.1.1.1]]/248
[V][O][I0x64][N[c100][b3.3.3.3][a0.0.0.0][r3.3.3.3]]/216
[V][O][I0x64][N[c100][b3.3.3.3][a0.0.0.0][r3.3.3.3d12.1.1.2]]/248
[V][O][I0x64][N[c100][b3.3.3.3][a0.0.0.0][r4.4.4.4]]/216
[V][O][I0x64][N[c100][b3.3.3.3][a0.0.0.1][r1.1.1.1]]/216
[V][O][I0x64][N[c100][b3.3.3.3][a0.0.0.1][r1.1.1.1d10.1.1.1]]/248
[V][O][I0x64][N[c100][b3.3.3.3][a0.0.0.1][r3.3.3.3]]/216
[E][O][I0x64][N[c100][b3.3.3.3][a0.0.0.0][r2.2.2.2][R[c100][b3.3.3.3][a0.0.0.0][r2.2.2.2d11.1.1.1]][L[i11.1.1.1][n11.1.1.1]]/376
[E][O][I0x64][N[c100][b3.3.3.3][a0.0.0.0][r2.2.2.2d11.1.1.1][R[c100][b3.3.3.3][a0.0.0.0][r2.2.2.2]][L[i11.1.1.1][n11.1.1.1]]/376
[E][O][I0x64][N[c100][b3.3.3.3][a0.0.0.0][r2.2.2.2d11.1.1.1][R[c100][b3.3.3.3][a0.0.0.0][r3.3.3.3]][L[i11.1.1.1][n11.1.1.2]]/376
[E][O][I0x64][N[c100][b3.3.3.3][a0.0.0.0][r3.3.3.3][R[c100][b3.3.3.3][a0.0.0.0][r2.2.2.2d11.1.1.1]][L[i11.1.1.2][n11.1.1.1]]/376
[E][O][I0x64][N[c100][b3.3.3.3][a0.0.0.0][r3.3.3.3][R[c100][b3.3.3.3][a0.0.0.0][r3.3.3.3d12.1.1.2]][L[i12.1.1.2][n12.1.1.2]]/376
[E][O][I0x64][N[c100][b3.3.3.3][a0.0.0.0][r3.3.3.3d12.1.1.2][R[c100][b3.3.3.3][a0.0.0.0][r3.3.3.3]][L[i12.1.1.2][n12.1.1.2]]/376
[E][O][I0x64][N[c100][b3.3.3.3][a0.0.0.0][r3.3.3.3d12.1.1.2][R[c100][b3.3.3.3][a0.0.0.0][r4.4.4.4]][L[i12.1.1.2][n12.1.1.1]]/376
[E][O][I0x64][N[c100][b3.3.3.3][a0.0.0.0][r4.4.4.4][R[c100][b3.3.3.3][a0.0.0.0][r3.3.3.3d12.1.1.2]][L[i12.1.1.1][n12.1.1.2]]/376
[E][O][I0x64][N[c100][b3.3.3.3][a0.0.0.1][r1.1.1.1][R[c100][b3.3.3.3][a0.0.0.1][r1.1.1.1d10.1.1.1]][L[i10.1.1.1][n10.1.1.1]]/376

```

```

[E][O][I0x64][N[c100][b3.3.3.3][a0.0.0.1][r1.1.1.1d10.1.1.1][R[c100][b3.3.3.3][a0.0.0.1][r1.1.1.1]]][L[i10.1.1.1][n10.1.1.1]]/376
[E][O][I0x64][N[c100][b3.3.3.3][a0.0.0.1][r1.1.1.1d10.1.1.1][R[c100][b3.3.3.3][a0.0.0.1][r3.3.3.3]]][L[i10.1.1.1][n10.1.1.2]]/376
[E][O][I0x64][N[c100][b3.3.3.3][a0.0.0.1][r3.3.3.3][R[c100][b3.3.3.3][a0.0.0.1][r1.1.1.1d10.1.1.1]]][L[i10.1.1.2][n10.1.1.1]]/376
[T][O][I0x64][N[c100][b3.3.3.3][a0.0.0.0][r2.2.2.2]][P[0x1][p2.2.2.2/32]]/264
[T][O][I0x64][N[c100][b3.3.3.3][a0.0.0.0][r3.3.3.3]][P[0x1][p3.3.3.3/32]]/264
[T][O][I0x64][N[c100][b3.3.3.3][a0.0.0.0][r3.3.3.3]][P[0x2][p10.1.1.0/24]]/256
[T][O][I0x64][N[c100][b3.3.3.3][a0.0.0.0][r3.3.3.3]][P[0x2][p1.1.1.1/32]]/264
[T][O][I0x64][N[c100][b3.3.3.3][a0.0.0.0][r4.4.4.4]][P[0x1][p4.4.4.4/32]]/264
[T][O][I0x64][N[c100][b3.3.3.3][a0.0.0.1][r1.1.1.1]][P[0x1][p1.1.1.1/32]]/264
[T][O][I0x64][N[c100][b3.3.3.3][a0.0.0.1][r3.3.3.3]][P[0x0][p11.11.11.11/32]]/264
[T][O][I0x64][N[c100][b3.3.3.3][a0.0.0.1][r3.3.3.3]][P[0x0][p12.12.12.12/32]]/264
[T][O][I0x64][N[c100][b3.3.3.3][a0.0.0.1][r3.3.3.3]][P[0x2][p11.1.1.0/24]]/256
[T][O][I0x64][N[c100][b3.3.3.3][a0.0.0.1][r3.3.3.3]][P[0x2][p12.1.1.0/24]]/256
[T][O][I0x64][N[c100][b3.3.3.3][a0.0.0.1][r3.3.3.3]][P[0x2][p2.2.2.2/32]]/264
[T][O][I0x64][N[c100][b3.3.3.3][a0.0.0.1][r3.3.3.3]][P[0x2][p3.3.3.3/32]]/264
[T][O][I0x64][N[c100][b3.3.3.3][a0.0.0.1][r3.3.3.3]][P[0x2][p4.4.4.4/32]]/264
NLRIs, Total: 33, Node: 8, Link: 12, Prefix: 13

```

Note: Count of NLRIs may be different sometimes.

Note: Here the total number of NLRI increases because of prefixes configured in SRMS.

Validation for Particular NLRI

Here we verify the prefix-NLRIs for prefixes configured in SRMS.

```

R3#show bgp link-state link-state
[T][O][I0x64][N[c100][b3.3.3.3][a0.0.0.1][r3.3.3.3]][P[0x0][p11.11.11.11/32]]/264
BGP routing table entry for
[T][O][I0x64][N[c100][b3.3.3.3][a0.0.0.1][r3.3.3.3]][P[0x0][p11.11.11.11/32]]/264
Local
  Received from IGP
  Link State:
  SRMS SID: Start: 1111 Range: 3 Algorithm: 0 SRMS Flags: IA:0
  SR SID Flags: NP:0 M:1 E:0 V:0 L:0
  Source Router ID:3.3.3.3
  Local TE Router-ID:3.3.3.3

```

CHAPTER 4 PCEP Segment Routing

This chapter describes segment routing configurations requesting path computation from the PCE server.

Topology

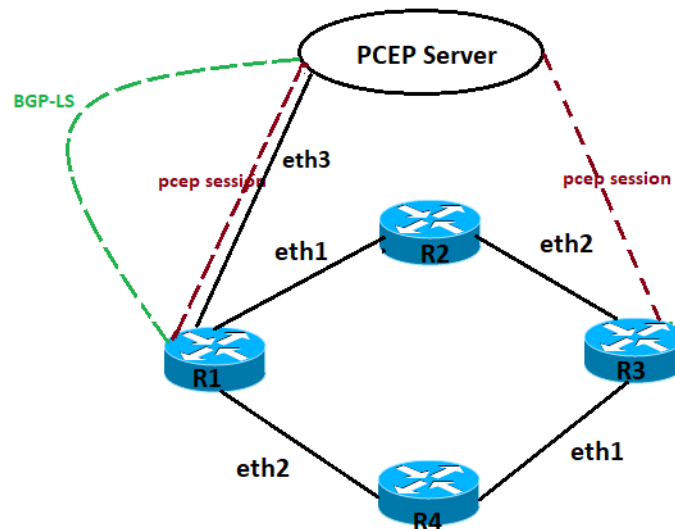


Figure 4-6: PCEP-SR topology

Configuration

R1

R1#configure terminal	Enter configure mode.
R1(config)#interface lo	Enter interface mode.
R1(config-if)#ip address 1.1.1.1/32 secondary	Configure the IP address of the interface.
R1(config-if)#ip router isis 1	Make the interface part of the router ISIS 1 instance.
R1(config-if)# prefix-sid absolute 16001 no php	Configure prefix SID absolute value.
R1(config-if)#exit	Exit interface mode.
R1(config)#interface eth1	Enter interface mode.
R1(config-if)#ip address 11.1.1.1/24	Configure the IP address of the interface.
R1(config-if)#ip router isis 1	Make the interface part of the router ISIS 1 instance.
R1(config-if)#isis network point-to-point	ISIS network type as point-to-point
R1(config-if)#label-switching	Enable label switching.
R1(config)#interface eth2	Enter interface mode.

R1(config-if)#ip address 12.1.1.1/24	Configure the IP address of the interface.
R1(config-if)#ip router isis 1	Make the interface part of the router ISIS 1 instance.
R1(config-if)#label-switching	Enable label switching.
R1(config-if)#isis network point-to-point	ISIS network type as point-to-point
R1(config-if)#exit	Exit interface mode.
R1(config)#interface eth3	Enter interface mode.
R1(config-if)#ip address 20.1.1.1/24	Configure the IP address of the interface towards PCE
R1(config-if)#ip router isis 1	Make the interface part of the router ISIS 1 instance.
R1(config-if)#label-switching	Enable label switching.
R1(config-if)#isis network point-to-point	Network type as point-to-point
R1(config-if)#exit	Exit interface mode.
R1(config)#router isis 1	Set the routing process ID .
R1(config-router)#is-type level-1	Configure is-type.
R1(config-router)#distribute bgp-ls	Link State distribution to BGP
R1(config-router)#metric-style wide level-1	Configure metric style as wide.
R1(config-router)# net 49.0001.0000.0000.0011.00	Configure Network entity title (NET).
R1(config-router)#mpls traffic-eng router-id 1.1.1.1	Enable MPLS Traffic Engineering under router process.
R1(config-router)#mpls traffic-eng level-1	Enable MPLS Traffic Engineering as level-1.
R1(config-router)# capability cspf	Enable CSPF capability under ISIS 1 process.
R1(config-router)# isis segment-routing global block 16000 19999	SRGB Starting and End Range
R1(config-router)#segment-routing mpls	Enable segment routing under router process.
R1(config-router)#exit	Exit router mode.
R1(config)#segment-routing	Configuring segment-routing
R1(config-sr)#traffic-engineering	Segment Routing traffic engineering
R1(config-sr-te)#policy policy-to-R3	Policy configuration with name 1
R1(config-sr-pol)#color 1 end-point 3.3.3.3	SR-policy color and end-point
R1(config-sr-pol-cp)#candidate-path 100	SR policy candidate path
R1(config-sr-pol-cp)#preference 100	Candidate Path preference
R1(config-sr-pol-cp)# dynamic-path pcep	Dynamic path as PCEP
R1(config-sr-pol-cp)#exit-pol-cp	Exit from SR policy candidate path configuration mode
R1(config-sr-pol)#pce entity 1	Assign the PCE entity 1 to the SR policy
R1(config-sr-pol)#exit-sr-pol	Exit from SR policy configuration mode
R1(config-sr-te)#exit-te	Exit from traffic engineering configuration mode
R1(config)# router bgp 100	Configure router BGP in AS 100
R1(config-router)# bgp router-id 1.1.1.1	router identifier for BGP
R1(config-router)# neighbor 33.33.33.33 remote-as 100	Configure neighbor in remote-as 100
R1(config-router)# neighbor 33.33.33.33 update-source lo	Configure neighbor with update-source loopback

R1(config-router)# address-family link-state link-state	Enter link-state Address family mode
R1(config-router-af)# neighbor 33.33.33.33 activate	Activate PCE neighbor
R1(config-router-af)# exit-address-family	Exit from Address Family configuration mode
R1(config-router)#exit	Exit router mode.
R1(config)# pce configuration 1	Configure Path Computation Client with entity 1
R1(config-pcep)#capability	Enter capabilities submode
R1(config-pcep-cap)#segment-routing pcep	Segment routing capability for PCE
R1(config-pcep-cap)# pce instantiation	PCE Initiated LSP Instantiation
R1(config-pcep-cap)# exit-capability	Exit from PCEP Entity Capability mode
R1(config-pcep)# update-source 1.1.1.1	Source of routing updates
R1(config-pcep)# peer-address ipv4 33.33.33.33	Configure peer address
R1(config-pcep)# exit	Exit PCEP mode.

R2

R2#configure terminal	Enter configure mode.
R2(config)#interface lo	Enter interface mode.
R2(config-if)#ip address 2.2.2.2/32 secondary	Configure the IP address of the interface.
R2(config-if)#ip router isis 1	Make the interface part of the router ISIS 1 instance.
R2(config-if)# prefix-sid absolute 16002 no php	Configure prefix SID absolute value.
R2(config-if)#exit	Exit interface mode.
R2(config)#interface eth1	Enter interface mode.
R2(config-if)#ip address 11.1.1.2/24	Configure the IP address of the interface.
R2(config-if)#ip router isis 1	Make the interface part of the router ISIS 1 instance.
R2(config-if)#isis network point-to-point	ISIS network type as point-to-point
R2(config-if)#label-switching	Enable label switching.
R2(config)#interface eth2	Enter interface mode.
R2(config-if)#ip address 6.1.1.1/24	Configure the IP address of the interface.
R2(config-if)#ip router isis 1	Make the interface part of the router ISIS 1 instance.
R2(config-if)#label-switching	Enable label switching.
R2(config-if)#isis network point-to-point	ISIS network type as point-to-point
R2(config-if)#exit	Exit interface mode.
R2(config)#router isis 1	Set the routing process ID .
R2(config-router)#is-type level-1	Configure is-type.
R2(config-router)#metric-style wide level-1	Configure metric style as wide.
R2(config-router)# net 49.0001.0000.0000.0022.00	Configure Network entity title (NET).
R2(config-router)#mpls traffic-eng router-id 2.2.2.2	Enable MPLS Traffic Engineering under router process.

R2(config-router)#mpls traffic-eng level-1	Enable MPLS Traffic Engineering as level-1.
R2(config-router)# capability cspf	Enable CSPF capability under ISIS 1 process.
R2(config-router)# isis segment-routing global block 16000 19999	SRGB Starting and End Range
R2(config-router)#segment-routing mpls	Enable segment routing under router process.
R2(config-router)#exit	Exit router mode.

R3

R3#configure terminal	Enter configure mode.
R3(config)#interface lo	Enter interface mode.
R3(config-if)#ip address 3.3.3.3/32 secondary	Configure the IP address of the interface.
R3(config-if)#ip router isis 1	Make the interface part of the router ISIS 1 instance.
R3(config-if)# prefix-sid absolute 16003 no php	Configure prefix SID absolute value.
R3(config-if)#exit	Exit interface mode.
R3(config)#interface eth1	Enter interface mode.
R3(config-if)#ip address 9.1.1.2/24	Configure the IP address of the interface.
R3(config-if)#ip router isis 1	Make the interface part of the router ISIS 1 instance.
R3(config-if)#isis network point-to-point	ISIS network type as point-to-point
R3(config-if)#label-switching	Enable label switching.
R3(config)#interface eth2	Enter interface mode.
R3(config-if)#ip address 6.1.1.2/24	Configure the IP address of the interface.
R3(config-if)#ip router isis 1	Make the interface part of the router ISIS 1 instance.
R3(config-if)#label-switching	Enable label switching.
R3(config-if)#isis network point-to-point	ISIS network type as point-to-point
R3(config-if)#exit	Exit interface mode.
R3(config)#router isis 1	Set the routing process ID .
R3(config-router)#is-type level-1	Configure is-type.
R3(config-router)#distribute bgp-ls	Link State distribution to BGP
R3(config-router)#metric-style wide level-1	Configure metric style as wide.
R3(config-router)# net 49.0001.0000.0000.0033.00	Configure Network entity title (NET).
R3(config-router)#mpls traffic-eng router-id 3.3.3.3	Enable MPLS Traffic Engineering under router process.
R3(config-router)#mpls traffic-eng level-1	Enable MPLS Traffic Engineering as level-1.
R3(config-router)# capability cspf	Enable CSPF capability under ISIS 1 process.
R3(config-router)# isis segment-routing global block 16000 19999	SRGB Starting and End Range
R3(config-router)#segment-routing mpls	Enable segment routing under router process.
R3(config-router)#exit	Exit router mode.
R3(config)# pce configuration 1	Configure Path Computation Client

R3(config-pcep)#capability	Specify capabilities of entity
R3(config-pcep-cap)#segment-routing pcep	Segment routing for PCE
R3(config-pcep-cap)# pce instantiation	PCE Initiated LSP Instantiation
R3(config-pcep-cap)# exit-capability	Exit from PCEP Entity Capability mode
R3(config-pcep)# update-source 3.3.3.3	Source of routing updates
R3(config-pcep)# peer-address ipv4 33.33.33.33	Configure peer address
R3(config-pcep)# exit	Exit PCEP mode.

R4

R4#configure terminal	Enter configure mode.
R4(config)#interface lo	Enter interface mode.
R4(config-if)#ip address 4.4.4.4/32 secondary	Configure the IP address of the interface.
R4(config-if)#ip router isis 1	Make the interface part of the router ISIS 1 instance.
R4(config-if)# prefix-sid absolute 16004 no php	Configure prefix sid absolute value.
R4(config-if)#exit	Exit interface mode.
R4(config)#interface eth1	Enter interface mode.
R4(config-if)#ip address 9.1.1.1/24	Configure the IP address of the interface.
R4(config-if)#ip router isis 1	Make the interface part of the router ISIS 1 instance.
R4(config-if)#isis network point-to-point	ISIS network type as point-to-point
R4(config-if)#label-switching	Enable label switching.
R4(config)#interface eth2	Enter interface mode.
R4(config-if)#ip address 12.1.1.2/24	Configure the IP address of the interface.
R4(config-if)#ip router isis 1	Make the interface part of the router ISIS 1 instance.
R4(config-if)#label-switching	Enable label switching.
R4(config-if)#isis network point-to-point	ISIS network type as point-to-point
R4(config-if)#exit	Exit interface mode.
R4(config)#router isis 1	Set the routing process ID .
R4(config-router)#is-type level-1	Configure is-type.
R4(config-router)#metric-style wide level-1	Configure metric style as wide.
R4(config-router)# net 49.0001.0000.0000.0044.00	Configure Network entity title (NET).
R4(config-router)#mpls traffic-eng router-id 4.4.4.4	Enable MPLS Traffic Engineering under router process.
R4(config-router)#mpls traffic-eng level-1	Enable MPLS Traffic Engineering as level-1.
R4(config-router)# capability cspf	Enable CSPF capability under ISIS 1 process.
R4(config-router)# isis segment-routing global block 16000 19999	SRGB Starting and End Range
R4(config-router)#segment-routing mpls	Enable segment routing under router process.
R4(config-router)#exit	Exit router mode.

Validation

```
R1#show segment-routing policy
```

Policy-Name	Color	End-point
State Forwarding-Info		
policy-to-R3	1	3.3.3.3
16003/eth2		UP

```
R1#show segment-routing policy detail
```

```
Policy-Name: policy-to-R3      Color 1      End-point 3.3.3.3      Tunnel-ID: 1
Admin-Status: UP      Oper-Status: UP for 00:07:04
State Transition Count: 1
CSPF Retry Limit: 10      CSPF Retry Interval: 10
PCE Entity ID: 1
Binding SID :
  BSID: 25600
  Alloc mode: Dynamic
  Oper State: Programmed
```

```
CP ID: 100, Active
```

```
Preference: 100      Path Type: Dynamic(pcep)      CP Origin: Local
```

```
Segment List:
```

```
Total no. of segments: 1
```

```
Segment0[LABEL]: Label :16003
```

```
Out-if: eth2      Out-label-stack: 16003
```

```
Attributes:
```

```
Configured:
```

```
Affinity:
```

```
Metric-type: TE
```

```
IP Constraints:
```

```
R1# show mpls forwarding-table
```

```
Codes: > - installed FTN, * - selected FTN, p - stale FTN,
        B - BGP FTN, K - CLI FTN, t - tunnel, P - SR Policy FTN,
        L - LDP FTN, R - RSVP-TE FTN, S - SNMP FTN, I - IGP-Shortcut,
        U - unknown FTN, O - SR-OSPF FTN, i - SR-ISIS FTN, k - SR-CLI FTN
```

Code	FEC	FTN-ID	Tunnel-id	Pri	LSP-Type	Out-Label	Out-
Intf	ELC	Nexthop					
i>	2.2.2.2/32	2	0	Yes	LSP_DEFAULT	16002	eth1
No	11.1.1.2						
P>	3.3.3.3/32	5	1	Yes	LSP_DEFAULT	16003	eth2
No	12.1.1.2						
i	3.3.3.3/32	4	0	Yes	LSP_DEFAULT	16003	eth2
No	12.1.1.2						
i>	4.4.4.4/32	3	0	Yes	LSP_DEFAULT	16004	eth2
No	12.1.1.2						
i>	33.33.33.33/32	1	0	Yes	LSP_DEFAULT	3	eth3
No	20.1.1.2						

CHAPTER 5 PCEP RSVP

This chapter describes RSVP configurations requesting path computation from the PCE server.

Topology

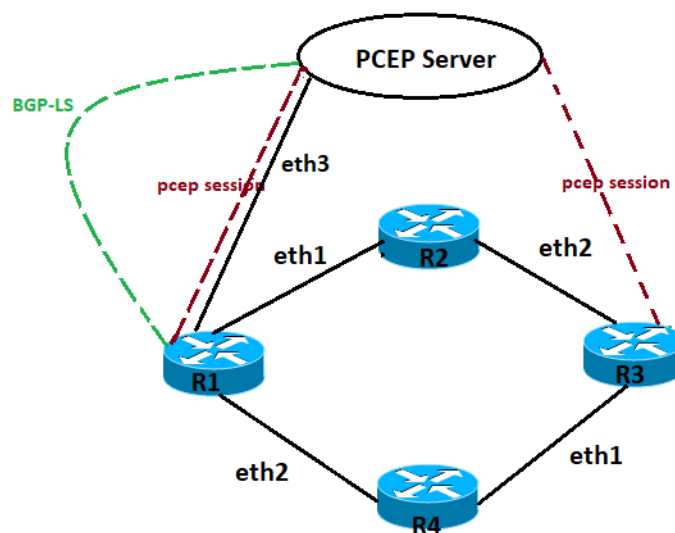


Figure 5-7: PCEP-RSVP topology

Configuration

R1

R1#configure terminal	Enter configure mode.
R1(config)#interface lo	Enter interface mode.
R1(config-if)#ip address 1.1.1.1/32 secondary	Configure the IP address of the interface.
R1(config-if)#ip router isis 1	Make the interface part of the router ISIS 1 instance.
R1(config-if)#exit	Exit interface mode.
R1(config)#router rsvp	Configure RSVP globally.
R1(config-router)#exit	Exit router RSVP mode.
(config)# rsvp-trunk to-R3 ipv4	Configure RSVP trunk with IPv4 address family
(config-trunk)# to 3.3.3.3	Tunnel egress IP address
(config-trunk)# path-option dynamic pce	Configure path option as PCE
(config-trunk)# pce entity 1	Assign to the PCE entity 1
R1(config)#interface eth1	Enter interface mode.

R1(config-if)#ip address 11.1.1.1/24	Configure the IP address of the interface.
R1(config-if)#ip router isis 1	Make the interface part of the router ISIS 1 instance.
R1(config-if)#isis network point-to-point	Network-type as point-to-point
R1(config-if)#label-switching	Enable label switching.
R1(config-if)# enable-rsvp	Enable RSVP on this interface
R1(config)#interface eth2	Enter interface mode.
R1(config-if)#ip address 12.1.1.1/24	Configure the IP address of the interface.
R1(config-if)#ip router isis 1	Make the interface part of the router ISIS 1 instance.
R1(config-if)#label-switching	Enable label switching.
R1(config-if)#isis network point-to-point	Network-type as point-to-point
R1(config-if)# enable-rsvp	Enable RSVP on this interface
R1(config-if)#exit	Exit interface mode.
R1(config)#interface eth3	Enter interface mode.
R1(config-if)#ip address 20.1.1.1/24	Configure the IP address of the interface towards PCE
R1(config-if)#ip router isis 1	Make the interface part of the router ISIS 1 instance.
R1(config-if)#label-switching	Enable label switching.
R1(config-if)#isis network point-to-point	Network type as point-to-point
R1(config-if)#exit	Exit interface mode.
R1(config)#router isis 1	Set the routing process ID .
R1(config-router)#is-type level-1	Configure is-type.
R1(config-router)#distribute bgp-ls	Link State distribution to BGP
R1(config-router)#metric-style wide level-1	Configure metric style as wide.
R1(config-router)# net 49.0001.0000.0000.0011.00	Configure Network entity title (NET).
R1(config-router)#mpls traffic-eng router-id 1.1.1.1	Enable MPLS Traffic Engineering under router process.
R1(config-router)#mpls traffic-eng level-1	Enable MPLS Traffic Engineering as level-1.
R1(config-router)# capability cspf	Enable CSPF capability under ISIS 1 process.
R1(config-router)#exit	Exit router mode.
R1(config)# router bgp 100	Configure router BGP in AS 100
R1(config-router)# bgp router-id 1.1.1.1	Router identifier for BGP
R1(config-router)# neighbor 33.33.33.33 remote-as 100	Configure neighbor in remote-as 100
R1(config-router)# neighbor 33.33.33.33 update-source lo	Configure neighbor with update-source loopback
R1(config-router)# address-family link-state link-state	Enter link-state Address family mode
R1(config-router-af)# neighbor 33.33.33.33 activate	Activate PCE neighbor
R1(config-router-af)# exit-address-family	Exit from Address Family configuration mode
R1(config-router)#exit	Exit router mode.
R1(config)# pce configuration 1	Configure Path Computation Client with entity 1
R1(config-pcep)#capability	Enter capabilities submode

R1(config-pcep-cap)# pce instantiation	PCE Initiated LSP Instantiation
R1(config-pcep-cap)# exit-capability	Exit from PCEP Entity Capability mode
R1(config-pcep)# update-source 1.1.1.1	Source of routing updates
R1(config-pcep)# peer-address ipv4 33.33.33.33	Configure peer address
R1(config-pcep)# exit	Exit PCEP mode.

R2

R2#configure terminal	Enter configure mode.
R2(config)#interface lo	Enter interface mode.
R2(config-if)#ip address 2.2.2.2/32 secondary	Configure the IP address of the interface.
R2(config-if)#ip router isis 1	Make the interface part of the router ISIS 1 instance.
R2(config-if)#exit	Exit interface mode.
R2(config)#router rsvp	Configure RSVP globally.
R2(config-router)#exit	Exit router RSVP mode.
R2(config)#interface eth1	Enter interface mode.
R2(config-if)#ip address 11.1.1.2/24	Configure the IP address of the interface.
R2(config-if)#ip router isis 1	Make the interface part of the router ISIS 1 instance.
R2(config-if)#isis network point-to-point	Network-type as point-to-point
R2(config-if)#label-switching	Enable label switching.
R2(config-if)# enable-rsvp	Enable RSVP on this interface
R2(config)#interface eth2	Enter interface mode.
R2(config-if)#ip address 6.1.1.1/24	Configure the IP address of the interface.
R2(config-if)#ip router isis 1	Make the interface part of the router ISIS 1 instance.
R2(config-if)#label-switching	Enable label switching.
R2(config-if)#isis network point-to-point	Network-type as point-to-point
R2(config-if)# enable-rsvp	Enable RSVP on this interface
R2(config-if)#exit	Exit interface mode.
R2(config)#router isis 1	Set the routing process ID .
R2(config-router)#is-type level-1	Configure is-type.
R2(config-router)#metric-style wide level-1	Configure metric style as wide.
R2(config-router)# net 49.0001.0000.0000.0022.00	Configure Network entity title (NET).
R2(config-router)#mpls traffic-eng router-id 2.2.2.2	Enable MPLS Traffic Engineering under router process.
R2(config-router)#mpls traffic-eng level-1	Enable MPLS Traffic Engineering as level-1.
R2(config-router)# capability cspf	Enable CSPF capability under ISIS 1 process.
R2(config-router)#exit	Exit router mode.

R3

R3#configure terminal	Enter configure mode.
R3(config)#interface lo	Enter interface mode.
R3(config-if)#ip address 3.3.3.3/32 secondary	Configure the IP address of the interface.
R3(config-if)#ip router isis 1	Make the interface part of the router ISIS 1 instance.
R3(config-if)#exit	Exit interface mode.
R3(config)#router rsvp	Configure RSVP globally.
R3(config-router)#exit	Exit router RSVP mode.
R3(config)#interface eth1	Enter interface mode.
R3(config-if)#ip address 9.1.1.2/24	Configure the IP address of the interface.
R3(config-if)#ip router isis 1	Make the interface part of the router ISIS 1 instance.
R3(config-if)#isis network point-to-point	Network-type as point-to-point
R3(config-if)#label-switching	Enable label switching.
R3(config-if)# enable-rsvp	Enable RSVP on this interface
R3(config)#interface eth2	Enter interface mode.
R3(config-if)#ip address 6.1.1.2/24	Configure the IP address of the interface.
R3(config-if)#ip router isis 1	Make the interface part of the router ISIS 1 instance.
R3(config-if)#label-switching	Enable label switching.
R3(config-if)#isis network point-to-point	Network-type as point-to-point
R3(config-if)# enable-rsvp	Enable RSVP on this interface
R3(config-if)#exit	Exit interface mode.
R3(config)#router isis 1	Set the routing process ID .
R3(config-router)#is-type level-1	Configure is-type.
R3(config-router)#distribute bgp-ls	Link State distribution to BGP
R3(config-router)#metric-style wide level-1	Configure metric style as wide.
R3(config-router)# net 49.0001.0000.0000.0033.00	Configure Network entity title (NET).
R3(config-router)#mpls traffic-eng router-id 3.3.3.3	Enable MPLS Traffic Engineering under router process.
R3(config-router)#mpls traffic-eng level-1	Enable MPLS Traffic Engineering as level-1.
R3(config-router)# capability cspf	Enable CSPF capability under ISIS 1 process.
R3(config-router)#exit	Exit router mode.
R3(config)# pce configuration 1	Configure Path Computation Client
R3(config-pcep)#capability	Specify capabilities of entity
R3(config-pcep-cap)# pce instantiation	PCE Initiated LSP Instantiation
R3(config-pcep-cap)# exit-capability	Exit from PCEP Entity Capability mode
R3(config-pcep)# update-source 3.3.3.3	Source of routing updates
R3(config-pcep)# peer-address ipv4 33.33.33.33	Configure peer address
R3(config-pcep)# exit	Exit PCEP mode.

R4

R4#configure terminal	Enter configure mode.
R4(config)#interface lo	Enter interface mode.
R4(config-if)#ip address 4.4.4.4/32 secondary	Configure the IP address of the interface.
R4(config-if)#ip router isis 1	Make the interface part of the router ISIS 1 instance.
R4(config-if)#exit	Exit interface mode.
R4(config)#router rsvp	Configure RSVP globally.
R4(config-router)#exit	Exit router RSVP mode.
R4(config)#interface eth1	Enter interface mode.
R4(config-if)#ip address 9.1.1.1/24	Configure the IP address of the interface.
R4(config-if)#ip router isis 1	Make the interface part of the router ISIS 1 instance.
R4(config-if)#isis network point-to-point	Network-type as point-to-point
R4(config-if)# enable-rsvp	Enable RSVP on this interface
R4(config-if)#label-switching	Enable label switching.
R4(config)#interface eth2	Enter interface mode.
R4(config-if)#ip address 12.1.1.2/24	Configure the IP address of the interface.
R4(config-if)#ip router isis 1	Make the interface part of the router ISIS 1 instance.
R4(config-if)#label-switching	Enable label switching.
R4(config-if)#isis network point-to-point	Network-type as point-to-point
R4(config-if)# enable-rsvp	Enable RSVP on this interface
R4(config-if)#exit	Exit interface mode.
R4(config)#router isis 1	Set the routing process ID .
R4(config-router)#is-type level-1	Configure is-type.
R4(config-router)#metric-style wide level-1	Configure metric style as wide.
R4(config-router)# net 49.0001.0000.0000.0044.00	Configure Network entity title (NET).
R4(config-router)#mpls traffic-eng router-id 4.4.4.4	Enable MPLS Traffic Engineering under router process.
R4(config-router)#mpls traffic-eng level-1	Enable MPLS Traffic Engineering as level-1.
R4(config-router)# capability cspf	Enable CSPF capability under ISIS 1 process.
R4(config-router)#exit	Exit router mode.

Validation

R1#sho rsvp session

Type : PRI - Primary, SEC - Secondary, DTR - Detour, BPS - Bypass

State : UP - Up, DN - Down, BU - Backup in Use, SU - Secondary in Use, FS - Forced to Secondary

* indicates the session is active with local repair at one or more nodes

(P) indicates the secondary-priority session is acting as primary

Ingress RSVP:

To	From	Type	LSPName	State	Uptime	Rt
3.3.3.3	1.1.1.1	PRI	to-R3-Primary	UP	00:02:44	
1 1 SE	-	24960	DEFAULT			

Total 1 displayed, Up 1, Down 0.

R1#sho rsvp session to-R3 primary

Ingress (Primary)

3.3.3.3

From: 1.1.1.1, LSPstate: Up, LSPname: to-R3-Primary

Ingress FSM state: Operational

Establishment Time: 0s 6ms

Setup priority: 7, Hold priority: 0

CSPF usage: Path Computation Element

LSP Re-Optimization: Disabled, Re-Optimization Timer: NA, Cspf Client: NA

IGP-Shortcut: Disabled, LSP metric: 20

LSP Protection: None

Label in: -, Label out: 24960,

Tspec rate: 0, Fspec rate: 0

Policer: Not Configured

Tunnel Id: 5001, LSP Id: 2201, Ext-Tunnel Id: 1.1.1.1

Bind value: 0, Oper state: NA, Alloc mode: NA

Downstream: 12.1.1.2, eth2

Path refresh: 30 seconds (RR enabled) (due in 29830 seconds)

Resv lifetime: 157 seconds (due in 154 seconds)

Retry count: 0, intrvl: 30 seconds

RRO re-use as ERO: Disabled

Label Recording: Disabled

Admin Groups: none

Configured Path: none

Session Explicit Route Detail :

12.1.1.2/32 strict

9.1.1.2/32 strict

Record route:

```

-----
IP Address      Label
-----

```

<self>

12.1.1.2

9.1.1.2

Style: Shared Explicit Filter

Traffic type: controlled-load

Minimum Path MTU: 1500

Last Recorded Error Code: None

Last Recorded Error Value: None

Node where Last Recorded Error originated: None

Trunk Type: mpls

CHAPTER 6 BGP Link-State Egress Peer Engineering

EPE or egress peer engineering will be configured mostly on the ASBRs where it labels the ASBR peer and the same information is shared with the controller using BGP LS. The controller should instruct PE to use a specific egress ASBR to reach a particular destination. The SR architecture defines three types of BGP Peering Segments that may be instantiated at a BGP node:

- Peer Node Segment (PeerNode SID) : instruction to steer to a specific peer node
- Peer Adjacency Segment (PeerAdj SID) : instruction to steer over a specific local interface towards a specific peer node
- Peer Set Segment (PeerSet SID) : instruction to load-balance to a set of specific peer nodes

Topology

Figure 6-8 displays a sample BGP LS EPE configuration topology.

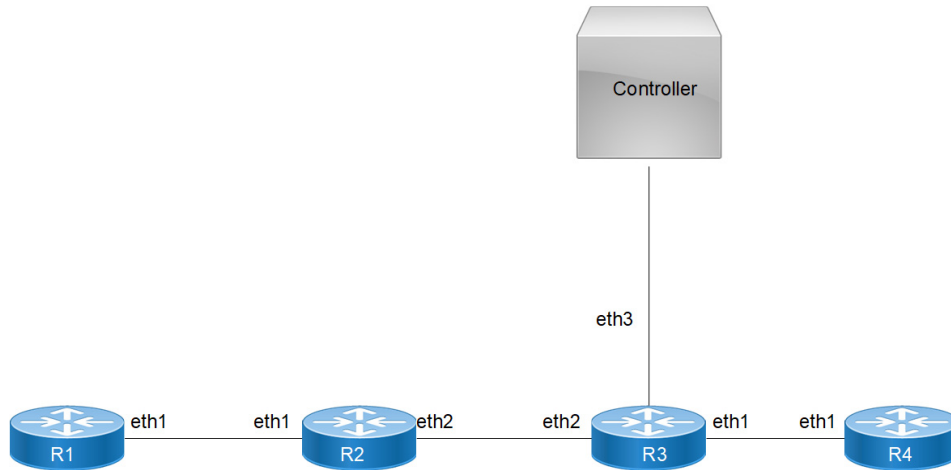


Figure 6-8: BGP LS EPE configuration topology

Configuration for BGP LS EPE

R1

R1#configure terminal	Enter configure mode.
R1(config)#interface lo	Enter interface mode.
R1(config-if)#ip address 11.11.11.1/32 secondary	Configure the IP address of the interface.
R1(config-if)#ip router isis 1	Make the interface part of the router ISIS 1 instance.
R1(config-if)# prefix-sid index 10 no-php	Configure prefix SID index value.
R1(config-if)#exit	Exit interface mode.
R1(config)#interface eth1	Enter interface mode.
R1(config-if)#ip address 61.1.1.1/24	Configure the IP address of the interface.
R1(config-if)#ip router isis 1	Make the interface part of the router ISIS 1 instance.

R1(config-if)#isis network point-to-point	ISIS network type as point-to-point
R1(config-if)#label-switching	Enable label switching.
R1(config)#router isis 1	Set the routing process ID .
R1(config-router)#is-type level-1	Configure is-type.
R1(config-router)#metric-style wide level-1	Configure metric style as wide.
R1(config-router)# net 49.0001.0000.0000.0011.00	Configure Network entity title (NET).
R1(config-router)#mpls traffic-eng router-id 11.11.11.1	Enable MPLS Traffic Engineering under router process.
R1(config-router)#mpls traffic-eng level-1	Enable MPLS Traffic Engineering as level-1.
R1(config-router)# capability cspf	Enable CSPF capability under ISIS 1 process.
R1(config-router)#segment-routing mpls	Enable segment routing under router process.
R1(config-router)#exit	Exit router mode.
R1(config)# pce configuration 100	Configure Path Computation Client with entity 100
R1(config-pcep)#capability	Enter capabilities submode
R1(config-pcep-cap)#segment-routing pcep	Segment routing capability for PCE
R1(config-pcep-cap)# pce instantiation	PCE Initiated LSP Instantiation
R1(config-pcep-cap)# exit-capability	Exit from PCEP Entity Capability mode
R1(config-pcep)# update-source 11.11.11.1	Source of routing updates
R1(config-pcep)# peer-address ipv4 33.33.33.33	Configure peer address
R1(config-pcep)# exit	Exit PCEP mode.
R1(config)#segment-routing	Configuring segment-routing
R1(config-sr)#traffic-engineering	Segment Routing traffic engineering
R1(config-sr-te)#policy policy-to-R4	Policy configuration with name
R1(config-sr-pol)#color 1 end-point 4.1.1.2	SR-policy color and end-point
R1(config-sr-pol-cp)#candidate-path 100	SR policy candidate path
R1(config-sr-pol-cp)#preference 100	Candidate Path preference
R1(config-sr-pol-cp)# dynamic-path pcep	Dynamic path as pcep
R1(config-sr-pol-cp)#exit-pol-cp	Exit from SR policy candidate path configuration mode
R1(config-sr-pol)#pce entity 100	Assign the PCE entity 100 to the SR policy
R1(config-sr-pol)#exit-sr-pol	Exit from SR policy configuration mode
R1(config-sr-te)#exit-te	Exit from traffic engineering configuration mode

R2

R2#configure terminal	Enter configure mode.
R2(config)#interface lo	Enter interface mode.
R2(config-if)#ip address 21.21.21.21/32 secondary	Configure the IP address of the interface.
R2(config-if)#ip router isis 1	Make the interface part of the router ISIS 1 instance.
R2(config-if)# prefix-sid index 20 no-php	Configure prefix SID index value.

R2(config-if)#exit	Exit interface mode.
R2(config)#interface eth1	Enter interface mode.
R2(config-if)#ip address 61.1.1.2/24	Configure the IP address of the interface.
R2(config-if)#ip router isis 1	Make the interface part of the router ISIS 1 instance.
R2(config-if)#isis network point-to-point	ISIS network type as point-to-point
R2(config-if)#label-switching	Enable label switching.
R2(config)#interface eth2	Enter interface mode.
R2(config-if)#ip address 12.1.1.1/24	Configure the IP address of the interface.
R2(config-if)#ip router isis 1	Make the interface part of the router ISIS 1 instance.
R2(config-if)#label-switching	Enable label switching.
R2(config-if)#isis network point-to-point	ISIS network type as point-to-point
R2(config-if)#exit	Exit interface mode.
R2(config)#router isis 1	Set the routing process ID .
R2(config-router)#is-type level-1	Configure is-type.
R2(config-router)#metric-style wide level-1	Configure metric style as wide.
R2(config-router)# net 49.0001.0000.0000.0022.00	Configure Network entity title (NET).
R2(config-router)#mpls traffic-eng router-id 21.21.21.21	Enable MPLS Traffic Engineering under router process.
R2(config-router)#mpls traffic-eng level-1	Enable MPLS Traffic Engineering as level-1.
R2(config-router)# capability cspf	Enable CSPF capability under ISIS 1 process.
R2(config-router)#segment-routing mpls	Enable segment routing under router process.
R2(config-router)#exit	Exit router mode.

R3

R3#configure terminal	Enter configure mode.
R3(config)#interface lo	Enter interface mode.
R3(config-if)#ip address 31.31.31.31/32 secondary	Configure the IP address of the interface.
R3(config-if)#ip router isis 1	Make the interface part of the router ISIS 1 instance.
R3(config-if)# prefix-sid index 30 no-php	Configure prefix SID index value.
R3(config-if)#exit	Exit interface mode.
R3(config)#interface eth1	Enter interface mode.
R3(config-if)#ip address 4.1.1.1/24	Configure the IP address of the interface.
R3(config-if)#label-switching	Enable label switching.
R3(config)#interface eth2	Enter interface mode.
R3(config-if)#ip address 12.1.1.2/24	Configure the IP address of the interface.
R3(config-if)#ip router isis 1	Make the interface part of the router ISIS 1 instance.
R3(config-if)#label-switching	Enable label switching.
R3(config-if)#isis network point-to-point	ISIS network type as point-to-point
R3(config-if)#exit	Exit interface mode.

R3(config)#interface eth3	Enter interface mode.
R3(config-if)#ip address 9.1.1.1/24	Configure the IP address of the interface towards PCE
R3(config-if)#ip router isis 1	Make the interface part of the router ISIS 1 instance.
R3(config-if)#label-switching	Enable label switching.
R3(config-if)#isis network point-to-point	Network type as point-to-point
R3(config-if)#exit	Exit interface mode.
R3(config)#router isis 1	Set the routing process ID .
R3(config-router)#is-type level-1	Configure is-type.
R3(config-router)#distribute bgp-ls	Link State distribution to BGP
R3(config-router)#metric-style wide level-1	Configure metric style as wide.
R3(config-router)# net 49.0001.0000.0000.0033.00	Configure Network entity title (NET).
R3(config-router)#mpls traffic-eng router-id 31.31.31.31	Enable MPLS Traffic Engineering under router process.
R3(config-router)#mpls traffic-eng level-1	Enable MPLS Traffic Engineering as level-1.
R3(config-router)# capability cspf	Enable CSPF capability under ISIS 1 process.
R3(config-router)#segment-routing mpls	Enable segment routing under router process.
R3(config-router)#exit	Exit router mode.
R3(config)# router bgp 1000	Configure router BGP in AS 1000
R3(config-router)# bgp router-id 31.31.31.31	Router identifier for BGP
R3(config-router)# neighbor 9.1.1.2 remote- as 100	Configure neighbor in remote-as 100
R3(config-router)# neighbor 4.1.1.2 remote- as 2000	Configure neighbor in remote-as 2000
R3(config-router)# address-family link-state link-state	Enter link-state Address family mode
R3(config-router-af)# neighbor 9.1.1.2 activate	Activate PCE neighbor
R3(config-router-af)# exit-address-family	Exit from Address Family configuration mode
R3(config-router)# address-family ipv4 unicast	Enter link-state Address family mode
R3(config-router-af)# neighbor 4.1.1.2 activate	Activate EPE neighbor
R3(config-router-af)# exit-address-family	Exit from Address Family configuration mode
R3(config-router)# egress-engineering	Enter Egress Engineering mode
R3(config-router-af)# neighbor 4.1.1.2 peer- node	Enable peer-node SID for EPE neighbor
R3(config-router-af)# exit-address-family	Exit from Address Family configuration mode
R3(config-router)#exit	Exit router mode.

R4

R4#configure terminal	Enter configure mode.
R4(config)#interface lo	Enter interface mode.

R4(config-if)#ip address 41.41.41.41/32 secondary	Configure the IP address of the interface.
R4(config-if)#exit	Exit interface mode.
R4(config)#interface eth1	Enter interface mode.
R4(config-if)#label-switching	Enable label switching.
R4(config-if)#exit	Exit interface mode.
R4(config)# router bgp 2000	Configure router BGP in AS 2000
R4(config-router)# neighbor 4.1.1.1 remote-as 1000	Configure neighbor in remote-as 1000
R4(config-router)# address-family ipv4 unicast	Enter link-state Address family mode
R4(config-router-af)# neighbor 4.1.1.1 activate	Activate ipv4 EBGp neighbor
R4(config-router-af)# exit-address-family	Exit from Address Family configuration mode
R4(config-router)#exit	Exit router mode.

Validation

R3

```
R3#show clns neighbors
```

```
Total number of L1 adjacencies: 2
```

```
Total number of L2 adjacencies: 0
```

```
Total number of adjacencies: 2
```

```
Tag 1: VRF : default
```

System Id	Interface	SNPA	State	Holdtime	Type	Protocol
0000.0000.3333	xe9	0032.1748.f810	Up	27	L1	IS-IS
0000.0000.0022	xe20	e8c5.7a7a.136c	Up	23	L1	IS-IS

```
R3#show bgp neighbors
```

```
BGP neighbor is 4.1.1.2, remote AS 2000, local AS 1000, external link
```

```
BGP version 4, local router ID 31.31.31.31, remote router ID 4.4.4.4
```

```
BGP state = Established, up for 00:17:08
```

```
Last read 00:00:11, hold time is 90, keepalive interval is 30 seconds
```

```
Neighbor capabilities:
```

```
Route refresh: advertised and received (old and new)
```

```
Address family IPv4 Unicast: advertised and received
```

```
Received 44 messages, 0 notifications, 0 in queue
```

```
Sent 43 messages, 0 notifications, 0 in queue
```

```
Route refresh request: received 0, sent 0
```

```
Minimum time between advertisement runs is 30 seconds
```

```
For address family: IPv4 Unicast
```

```
BGP table version 3, neighbor version 3
```

```
Index 1, Offset 0, Mask 0x2
```

```
Community attribute sent to this neighbor (both)
```

```
2 accepted prefixes
```

```
5 announced prefixes
```

```
Connections established 1; dropped 0
Local host: 4.1.1.1, Local port: 59946
Foreign host: 4.1.1.2, Foreign port: 179
Nexthop: 4.1.1.1
Nexthop global: ::
Nexthop local: ::
BGP connection: non shared network
```

```
BGP neighbor is 9.1.1.2, remote AS 100, local AS 1000, external link
  BGP version 4, local router ID 31.31.31.31, remote router ID 2.2.2.2
  BGP state = Established, up for 00:17:07
  Last read 00:00:03, hold time is 90, keepalive interval is 30 seconds
  Neighbor capabilities:
    Route refresh: advertised and received (old and new)
    4-Octet ASN Capability: received
    Address family IPv4 Unicast: advertised and received
    Address family Link-State Link-State: advertised and received
  Received 41 messages, 0 notifications, 0 in queue
  Sent 138 messages, 0 notifications, 0 in queue
  Route refresh request: received 0, sent 0
  Minimum time between advertisement runs is 30 seconds
For address family: IPv4 Unicast
  BGP table version 3, neighbor version 3
  Index 2, Offset 0, Mask 0x4
  Extended Nexthop Encoding: received
  Community attribute sent to this neighbor (both)
  5 accepted prefixes
  2 announced prefixes

For address family: Link-State Link-State
  BGP table version 17, neighbor version 17
  Index 1, Offset 0, Mask 0x2
  Community attribute sent to this neighbor (both)
  0 accepted prefixes
  31 announced prefixes
```

```
Connections established 1; dropped 0
Local host: 9.1.1.1, Local port: 58018
Foreign host: 9.1.1.2, Foreign port: 179
Nexthop: 9.1.1.1
Nexthop global: ::
Nexthop local: ::
BGP connection: non shared network
```

```
R3#show bgp link-state link-state summary
BGP router identifier 31.31.31.31, local AS number 1000
BGP table version is 17
2 BGP AS-PATH entries
0 BGP community entries
```


Neighbor PfxRcd	V	AS	MsgRcv	MsgSen	TblVer	InQ	OutQ	Up/Down	State/
9.1.1.2 0	4	100	41	138	17	0	0	00:17:11	

Total number of neighbors 1

Total number of Established sessions 1
R3#

R3#show bgp epe
EPE Details for EBGp peers:

```
==== Peer : 4.1.1.2 =====
epe->sid_type = Peer-node-SID
in-label = 24320
nexthop = 4.1.1.2
out_intf = xe4
```

R3#show bgp link-state link-state

BGP router identifier 31.31.31.31, local AS number 1000

Origin codes: i - IGP, e - EGP

Prefix codes: E link, V node, T IP reachable route, I Identifier

N local node, R remote node, L link, P prefix

L1/L2 ISIS level-1/level-2, O OSPF, a area-ID,

c confed-ID/ASN, b bgp-identifier, r router-ID,

i if-address, n nbr-address, o OSPF Route-type,

p IP-prefix, d designated router address, s ISO-ID

```
[V] [L1] [I0x1] [N[c1000] [b31.31.31.31] [s0000.0000.0001.00]]/208
[V] [L1] [I0x1] [N[c1000] [b31.31.31.31] [s0000.0000.0011.00]]/208
[V] [L1] [I0x1] [N[c1000] [b31.31.31.31] [s0000.0000.0022.00]]/208
[V] [L1] [I0x1] [N[c1000] [b31.31.31.31] [s0000.0000.0033.00]]/208
[V] [L1] [I0x1] [N[c1000] [b31.31.31.31] [s0000.0000.3333.00]]/208
[E] [L1] [I0x1] [N[c1000] [b31.31.31.31] [s0000.0000.0001.00]] [R[c1000] [b31.31.31.31] [s0000.0000.2345.00]] [L[i12.1.1.2] [n12.1.1.1]]/328
[E] [L1] [I0x1] [N[c1000] [b31.31.31.31] [s0000.0000.0001.00]] [R[c1000] [b31.31.31.31] [s0000.0000.3333.00]] [L[i9.1.1.1] [n9.1.1.2]]/328
[E] [L1] [I0x1] [N[c1000] [b31.31.31.31] [s0000.0000.0011.00]] [R[c1000] [b31.31.31.31] [s0000.0000.0022.00]] [L[i61.1.1.1] [n61.1.1.2]]/328
[E] [L1] [I0x1] [N[c1000] [b31.31.31.31] [s0000.0000.0022.00]] [R[c1000] [b31.31.31.31] [s0000.0000.0011.00]] [L[i61.1.1.2] [n61.1.1.1]]/328
[E] [L1] [I0x1] [N[c1000] [b31.31.31.31] [s0000.0000.0022.00]] [R[c1000] [b31.31.31.31] [s0000.0000.0033.00]] [L[i12.1.1.1] [n12.1.1.2]]/328
[E] [L1] [I0x1] [N[c1000] [b31.31.31.31] [s0000.0000.0033.00]] [R[c1000] [b31.31.31.31] [s0000.0000.0022.00]] [L[i12.1.1.2] [n12.1.1.1]]/328
[E] [L1] [I0x1] [N[c1000] [b31.31.31.31] [s0000.0000.0033.00]] [R[c1000] [b31.31.31.31] [s0000.0000.3333.00]] [L[i9.1.1.1] [n9.1.1.2]]/328
[E] [L1] [I0x1] [N[c1000] [b31.31.31.31] [s0000.0000.3333.00]] [R[c1000] [b31.31.31.31] [s0000.0000.0033.00]] [L[i9.1.1.2] [n9.1.1.1]]/328
[E] [B] [I0x3e8] [N[c1000] [b31.31.31.31] [b31.31.31.31] [c1000]] [R[c1000] [b31.31.31.31] [b4.4.4.4] [c2000]] [L[i4.1.1.1] [n4.1.1.2]]/344
[T] [L1] [I0x1] [N[c1000] [b31.31.31.31] [s0000.0000.0001.00]] [P[p4.1.1.0/24]]/240
[T] [L1] [I0x1] [N[c1000] [b31.31.31.31] [s0000.0000.0001.00]] [P[p9.1.1.0/24]]/240
```

```
[T] [L1] [I0x1] [N[c1000] [b31.31.31.31] [s0000.0000.0001.00]] [P[p12.1.1.0/24]]/240
[T] [L1] [I0x1] [N[c1000] [b31.31.31.31] [s0000.0000.0001.00]] [P[p7.7.7.7/32]]/248
[T] [L1] [I0x1] [N[c1000] [b31.31.31.31] [s0000.0000.0001.00]] [P[p31.31.31.31/32]]/248
[T] [L1] [I0x1] [N[c1000] [b31.31.31.31] [s0000.0000.0001.00]] [P[p33.33.33.33/32]]/248
[T] [L1] [I0x1] [N[c1000] [b31.31.31.31] [s0000.0000.0011.00]] [P[p61.1.1.0/24]]/240
[T] [L1] [I0x1] [N[c1000] [b31.31.31.31] [s0000.0000.0011.00]] [P[p11.11.11.1/32]]/248
[T] [L1] [I0x1] [N[c1000] [b31.31.31.31] [s0000.0000.0022.00]] [P[p12.1.1.0/24]]/240
[T] [L1] [I0x1] [N[c1000] [b31.31.31.31] [s0000.0000.0022.00]] [P[p61.1.1.0/24]]/240
[T] [L1] [I0x1] [N[c1000] [b31.31.31.31] [s0000.0000.0022.00]] [P[p21.21.21.21/32]]/248
[T] [L1] [I0x1] [N[c1000] [b31.31.31.31] [s0000.0000.0033.00]] [P[p4.1.1.0/24]]/240
[T] [L1] [I0x1] [N[c1000] [b31.31.31.31] [s0000.0000.0033.00]] [P[p9.1.1.0/24]]/240
[T] [L1] [I0x1] [N[c1000] [b31.31.31.31] [s0000.0000.0033.00]] [P[p12.1.1.0/24]]/240
[T] [L1] [I0x1] [N[c1000] [b31.31.31.31] [s0000.0000.0033.00]] [P[p31.31.31.31/32]]/248
[T] [L1] [I0x1] [N[c1000] [b31.31.31.31] [s0000.0000.3333.00]] [P[p9.1.1.0/24]]/240
[T] [L1] [I0x1] [N[c1000] [b31.31.31.31] [s0000.0000.3333.00]] [P[p33.33.33.33/32]]/248
NLRIs, Total: 31, Node: 5, Link: 9, Prefix: 17
```

R3#

R3#show mpls ilm-table

```
Codes: > - installed ILM, * - selected ILM, p - stale ILM
       K - CLI ILM, T - MPLS-TP, s - Stitched ILM
       S - SNMP, L - LDP, R - RSVP, C - CRLDP
       B - BGP, K - CLI, V - LDP_VC, I - IGP_SHORTCUT
       O - OSPF/OSPF6 SR, i - ISIS SR, k - SR CLI
       P - SR Policy, U - unknown
```

Code	FEC/VRF/L2CKT	ILM-ID	In-Label	Out-Label	In-Intf	Out-Intf/VRF
Nextthop		LSP-Type				
B>	4.1.1.2/32	16	24320	3	N/A	xe4
4.1.1.2		LSP_DEFAULT				
i>	31.31.31.31/32	1	16030	Nolabel	N/A	N/A
127.0.0.1		LSP_DEFAULT				
i>	21.21.21.21/32	8	16020	16020	N/A	xe20
12.1.1.1		LSP_DEFAULT				
i>	11.11.11.1/32	7	16010	16010	N/A	xe20
12.1.1.1		LSP_DEFAULT				
i>	33.33.33.33/32	9	16107	3	N/A	xe9
9.1.1.2		LSP_DEFAULT				
i>	9.1.1.2/32	2	24960	3	N/A	xe9
9.1.1.2		LSP_DEFAULT				
i>	12.1.1.1/32	3	24961	3	N/A	xe20
12.1.1.1		LSP_DEFAULT				

R3#

R3#show mpls forwarding-table

```
Codes: > - installed FTN, * - selected FTN, p - stale FTN,
       B - BGP FTN, K - CLI FTN, t - tunnel, P - SR Policy FTN,
       L - LDP FTN, R - RSVP-TE FTN, S - SNMP FTN, I - IGP-Shortcut,
       U - unknown FTN, O - SR-OSPF FTN, i - SR-ISIS FTN, k - SR-CLI FTN
(m) - FTN mapped over multipath transport
```

Code	FEC	FTN-ID	Nhlfe-ID	Tunnel-id	Pri	LSP-Type	Out-Label
Out-Intf	ELC	Nextthop					
i>	11.11.11.1/32	1	6	0	Yes	LSP_DEFAULT	16010
xe20	No	12.1.1.1					

```

i> 21.21.21.21/32 2 9 0 Yes LSP_DEFAULT 16020
xe20 No 12.1.1.1
i> 33.33.33.33/32 3 25 0 Yes LSP_DEFAULT 3
xe9 No 9.1.1.2
R3#
R3#

```

R1

```
R1#show clns neighbors
```

```

Total number of L1 adjacencies: 1
Total number of L2 adjacencies: 0
Total number of adjacencies: 1
Tag 1: VRF : default
System Id      Interface  SNPA          State  Holdtime  Type Protocol
0000.0000.0022 xe6        e8c5.7a7a.1366 Up     26        L1    IS-IS

```

```
R1#show pcep peer
```

```

=====
Path Computation Client Connection Details :
=====

```

```
PCEP entity id : 100
```

```

=====
Peer Info
-----

```

```

PCE Server IP      : 33.33.33.33
PCEP Source IP    : 11.11.11.1
PCEP Local session-id : 3
PCEP Remote session-id : 0
Session Connect Retry : 0
Session Connect due in : 0 sec
OpenRetry          : 0
Open wait due in   : 0 sec
Keep wait due in   : 0 sec
Keep alive timer due in : 3 sec
Peer Keep-alive value : 30 sec
Peer Dead timer value : 120 sec
Peer Dead timer due in : 111 sec
Peer Overloaded     : No
Peer Overload due in : 0 sec
LocalOK             : 1
RemoteOK            : 1
Max unknown messages : 0
FSM State           : Up
Total FSM State changes : 4
Peer Up time        : 00:02:26

```

```

Flap Limit Timer value      : 300 Sec
Local Capabilities :
  Stateful PCE Capability    : Yes
  LSP Instantiation         : Yes
  SR PCE Capability         : Yes
Remote Capabilities :
  Stateful PCE Capability    : Yes
  LSP Update Capability     : Yes
  LSP Instantiation         : Yes
  SR PCE Capability         : Yes

```

R1#

Policy should be UP with the EPE label

R1#show segment-routing policy detail

```

Policy-Name: policy-to-R4      Color 1      End-point 4.1.1.2      Tunnel-ID: 1
Admin-Status: UP      Oper-Status: UP for 00:01:41
State Transition Count: 1
CSPF Retry Limit: 100      CSPF Retry Interval: 10
PCE Entity ID: 100
Binding SID :
  BSID: 24960
  Alloc mode: Dynamic
  Oper State: Programmed

```

CP ID: 1, Active

```

Preference: 100      Path Type: Dynamic(pcep)      CP Origin: Local
CP state: Valid
Segment List:
Total no. of segments: 2
  Segment0[LABEL]: Label :16030
  Segment1[LABEL]: Label :24320
Out-if: xe6      Out-label-stack: 16030/24320
Computed TE Metric: 20
Attributes:
  Configured:
  Affinity:
  Metric-type: TE
  IP Constraints:

```

R1#

Similarly, Peer-Adjacency SID and Peer-SET SIDs can be configured using the following CLI:

```

Neighbor <A.B.C.D> peer-adj hop-address <A.B.C.D>
Neighbor <A.B.C.D> peer-set <NAME>

```

Peer-node and peer-adj SIDs can have backups which are configured via the following CLI:

Suppose we have 2 EBGp peers who have EPE configured:

```
Neighbor <A.B.C.D> peer-node
Neighbor <P.Q.R.S> peer-node
Neighbor <A.B.C.D> peer-adj hop-address <A.B.C.D>
Neighbor <P.Q.R.S> peer-adj hop-address <P.Q.R.S>
```

The backup for a peer-node SID can be a peer-node or peer-adj of the other peer and similarly, the backup of peer-adj SID can be a peer-node or peer-adj SID.

```
Neighbor <A.B.C.D> peer-node backup backup-type peer-node backup-peer <P.Q.R.S>
Neighbor <A.B.C.D> peer-node backup backup-type peer-adj backup-peer <P.Q.R.S> hop-
address <P.Q.R.S>
```

```
Neighbor <A.B.C.D> peer-adj hop-address <A.B.C.D> backup backup-type peer-node backup-
peer <P.Q.R.S>
Neighbor <A.B.C.D> peer-adj hop-address <A.B.C.D> backup backup-type peer-adj backup-
peer <P.Q.R.S> hop-address <P.Q.R.S>
```

CHAPTER 7 BGP Link-State Advertisement of IGP TE

IGP Traffic Engineering Metric Extensions defined in the IS-IS and OSPF protocols can be collected from networks and shared with external components using BGP. This is achieved using a new BGP Network Layer Reachability Information (NLRI) encoding format.

This chapter contains configurations for BGP Link state advertisements for IGP TE with OSPF as IGP.

Topology

Figure 7-9 displays a sample BGP LS Advertisement of IGP TE configuration topology.



Figure 7-9: BGP LS IGP-TE configuration topology

RTR1

RTR1#configure terminal	Enter configure mode.
RTR1 (config)#hardware-profile filter twamp-ipv4 enable	Enabling hardware filter for ipv4 to configure measurement configs
RTR1 (config)#delay-profile interfaces	Enter in to delay profile mode
RTR1 (config-dp-intf)#burst-interval 1000	Configure burst interval value under delay profile mode
RTR1 (config-dp-intf)#exit	Exit delay profile mode
RTR1 (config)#interface lo	Enter interface mode.
RTR1 (config-if)# ip address 1.1.1.1/32 secondary	Configure IP address on the loopback interface as secondary
RTR1 (config-if)# prefix-sid index 1	Configure prefix-sid value
RTR1 (config-if)#exit	Exit interface mode.
RTR1 (config)#interface eth1	Enter interface mode.
RTR1 (config-if)# ip address 23.1.1.1/24	Configure the IPv6 address of the interface.
RTR1 (config-if)# label-switching	Enable label-switching on interface
RTR1 (config-if)# delay-measurement dynamic twamp reflector-ip 23.1.1.2	Configuring delay measurement with reflector IP
RTR1 (config)#router ospf 1	Set the routing process ID as 1
RTR1 (config-router)#ospf router-id 1.1.1.1	Configure OSPF router ID
RTR1 (config-router)#network 1.1.1.1/32 area 0.0.0.0	Configure OSPF network in area 0
RTR1 (config-router)#network 23.1.1.0/24 area 0.0.0.0	Configure OSPF network in area 0
RTR1 (config-router)#segment-routing mpls	Enable segment routing MPLS under OSPF
RTR1 (config-router)#exit	Exit router mode.

RTR1 (config)#twamp-light control	Enter to Twamp-Light control mode
RTR1 (config-twamp-light-ctrl)#control-admin-state enable	Enabling the Twamp-light Control

RTR2

RTR2#configure terminal	Enter configure mode.
RTR2 (config)#hardware-profile filter twamp-ipv4 enable	Enabling hardware filter for ipv4 to configure measurement configs
RTR2 (config)#delay-profile interfaces	Enter in to delay profile mode
RTR2 (config-dp-intf)#burst-interval 1000	Configure burst interval value under delay profile mode
RTR2 (config-dp-intf)#exit	Exit delay profile mode
RTR2 (config)#interface lo	Enter interface mode.
RTR2 (config-if)# ip address 2.2.2.2/32 secondary	Configure IP address on the loopback interface as secondary
RTR2 (config-if)# prefix-sid index 2	Configure prefix-sid value
RTR2 (config-if)#exit	Exit interface mode.
RTR2 (config)#interface eth1	Enter interface mode.
RTR2 (config-if)# ip address 23.1.1.2/24	Configure the IPv6 address of the interface.
RTR2 (config-if)# label-switching	Enable label-switching on interface
RTR2 (config)#interface eth2	Enter interface mode.
RTR2 (config-if)# ip address 50.1.1.1/24	Configure the IPv6 address of the interface.
RTR2 (config-if)# label-switching	Enable label-switching on interface
RTR2 (config-if)# exit	Exit interface mode
RTR1 (config)#router ospf 1	Set the routing process ID as 1
RTR2 (config-router)#network 2.2.2.2/32 area 0.0.0.0	Configure OSPF network in area 0
RTR2 (config-router)#network 23.1.1.0/24 area 0.0.0.0	Configure OSPF network in area 0
RTR2 (config-router)#distribute bgp-ls	Link State distribution to BGP
RTR2 (config-router)#segment-routing mpls	Enable segment routing MPLS under OSPF
RTR2 (config-router)#exit	Exit router mode
RTR2 (config)# twamp-light reflector	Enter to Twamp-Light reflector mode
RTR2 (config-twamp-light-ref)#reflector-admin-state enable	Enabling the Twamp-light reflector
RTR2 (config-twamp-light-ref)#reflector-name 123 reflector-ip ipv4 23.1.1.2	Configure reflector IP
RTR2 (config-twamp-light-ref)# exit	Exit reflector mode
RTR2 (config)# router bgp 100	Configure BGP in AS 100
RTR2 (config-router)# neighbor 50.1.1.2 remote-as 100	Configure neighbor in AS 100
RTR2 (config-router)# address-family link-state link-state	Configure link-state address-family

RTR2(config-router-af)# neighbor 50.1.1.2 activate	Activate neighbor under link-state add family
RTR2(config-router-af)# exit-address-family	Exit address family

RTR3

RTR3#configure terminal	Enter configure mode.
RTR3(config)#interface lo	Enter interface mode.
RTR3(config-if)# ip address 3.3.3.3/32 secondary	Configure IP address on the loopback interface as secondary
RTR3(config-if)# prefix-sid index 3	Configure prefix-sid value
RTR3(config-if)#exit	Exit interface mode.
RTR3(config)#interface eth2	Enter interface mode.
RTR3(config-if)# ip address 50.1.1.2/24	Configure the IPv6 address of the interface.
RTR3(config-if)# label-switching	Enable label-switching on interface
RTR3(config-if)# exit	Exit interface mode
RTR3(config)# router bgp 100	Configure BGP in AS 100
RTR3(config-router)# neighbor 50.1.1.1 remote-as 100	Configure neighbor in AS 100
RTR3(config-router)# address-family link-state link-state	Configure link-state address-family
RTR3(config-router-af)# neighbor 50.1.1.1 activate	Activate neighbor under link-state add family
RTR3(config-router-af)# exit-address-family	Exit address family

Validation

RTR1

```
RTR1#show twamp-statistics interfaces
Interface Last Advertisement Delay(us) Min(us) Max(us) Var(us) Loss(%)
eth1 2022-01-24 16:33:44 2 1 2 0 Not Enabled
```

```
RTR1#show twamp-statistics interfaces eth1
Interface name : eth1
Sender IP : 23.1.1.1
Reflector IP : 23.1.1.2
Reflector port : 862
DSCP value : 0
Last Advertised stats:
Time: 2022-01-24 16:33:44
Average delay : 2
Minimum delay : 1
Maximum delay : 2
Average delay variation: 0
Minimum delay variation: 0
Maximum delay variation: 0
Packets sent : 300
```

```
Packets received      : 300
Packets timeout      : 0
Packet Loss: Not Enabled
Last Calculated stats:
Time: 2022-01-24 16:38:45
Average delay        : 2
Minimum delay        : 1
Maximum delay        : 2
Average delay variation: 0
Minimum delay variation: 0
Maximum delay variation: 0
Packets sent         : 300
Packets received     : 300
Packets timeout      : 0
Packet Loss : Not Enabled
```

```
RTR1#show ip ospf database opaque-area
```

```
OSPF Router with ID (1.1.1.1) (Process ID 1 VRF default)
```

```
Area-Local Opaque-LSA (Area 0.0.0.0)
```

```
LS age: 1649
Options: 0x22 (-|-|DC|-|-|-|E|-)
LS Type: Area-Local Opaque-LSA
Link State ID: 1.0.0.1 (Area-Local Opaque-Type/ID)
Opaque Type: 1
Opaque ID: 1
Advertising Router: 1.1.1.1
LS Seq Number: 80000009
Checksum: 0x20fe
Length: 28
```

```
MPLS TE router ID : 1.1.1.1
```

```
Number of Links : 0
```

```
LS age: 1209
Options: 0x22 (-|-|DC|-|-|-|E|-)
LS Type: Area-Local Opaque-LSA
Link State ID: 1.0.0.1 (Area-Local Opaque-Type/ID)
Opaque Type: 1
Opaque ID: 1
Advertising Router: 2.2.2.2
LS Seq Number: 80000004
Checksum: 0x2eed
Length: 28
```

```
MPLS TE router ID : 2.2.2.2
```

Number of Links : 0

LS age: 363
Options: 0x22 (-|-|DC|-|-|-|E|-)
LS Type: Area-Local Opaque-LSA
Link State ID: 1.0.0.16 (Area-Local Opaque-Type/ID)
Opaque Type: 1
Opaque ID: 16
Advertising Router: 1.1.1.1
LS Seq Number: 800000d2
Checksum: 0x8931
Length: 136

Link connected to Broadcast network

Link ID : 23.1.1.2
Interface Address : 23.1.1.1
Admin Metric : 1
Maximum bandwidth : 10000000.00 Kbits/s
Maximum reservable bandwidth : 10000000.00 Kbits/s
Unreserved Bandwidth :
Number of Priority : 8
Priority 0 : 10000000.00 Kbits/s Priority 1 : 10000000.00 Kbits/s
Priority 2 : 10000000.00 Kbits/s Priority 3 : 10000000.00 Kbits/s
Priority 4 : 10000000.00 Kbits/s Priority 5 : 10000000.00 Kbits/s
Priority 6 : 10000000.00 Kbits/s Priority 7 : 10000000.00 Kbits/s
Link Delay : 2 us, Anomalous : 0
Link Min/Max Delay : 1/2 us, Anomalous : 0
Link Delay Variation: 0 us

Number of Links : 1

LS age: 1189
Options: 0x22 (-|-|DC|-|-|-|E|-)
LS Type: Area-Local Opaque-LSA
Link State ID: 1.0.0.16 (Area-Local Opaque-Type/ID)
Opaque Type: 1
Opaque ID: 16
Advertising Router: 2.2.2.2
LS Seq Number: 80000004
Checksum: 0x4ed7
Length: 108

Link connected to Broadcast network

Link ID : 23.1.1.2
Interface Address : 23.1.1.2
Admin Metric : 1
Maximum bandwidth : 10000000.00 Kbits/s
Maximum reservable bandwidth : 10000000.00 Kbits/s
Unreserved Bandwidth :
Number of Priority : 8

Priority 0 : 10000000.00 Kbits/s	Priority 1 : 10000000.00 Kbits/s
Priority 2 : 10000000.00 Kbits/s	Priority 3 : 10000000.00 Kbits/s
Priority 4 : 10000000.00 Kbits/s	Priority 5 : 10000000.00 Kbits/s
Priority 6 : 10000000.00 Kbits/s	Priority 7 : 10000000.00 Kbits/s

Number of Links : 1

LS age: 839
Options: 0x22 (-|-|DC|-|-|-|E|-)
LS Type: Area-Local Opaque-LSA
Link State ID: 4.0.0.0 (Area-Local Opaque-Type/ID)
Opaque Type: 4
Opaque ID: 0
Advertising Router: 1.1.1.1
LS Seq Number: 80000005
Checksum: 0xedeb
Length: 44

Range Size: 8000
Base-SID: 16000
Algorithm0: 0

LS age: 1159
Options: 0x22 (-|-|DC|-|-|-|E|-)
LS Type: Area-Local Opaque-LSA
Link State ID: 4.0.0.0 (Area-Local Opaque-Type/ID)
Opaque Type: 4
Opaque ID: 0
Advertising Router: 2.2.2.2
LS Seq Number: 80000005
Checksum: 0xcf06
Length: 44

Range Size: 8000
Base-SID: 16000
Algorithm0: 0

LS age: 1319
Options: 0x22 (-|-|DC|-|-|-|E|-)
LS Type: Area-Local Opaque-LSA
Link State ID: 7.0.0.0 (Area-Local Opaque-Type/ID)
Opaque Type: 7
Opaque ID: 0
Advertising Router: 1.1.1.1
LS Seq Number: 80000005
Checksum: 0xc9c7
Length: 44


```

LS age: 1699
Options: 0x22 (-|-|DC|-|-|-|E|-)
LS Type: Area-Local Opaque-LSA
Link State ID: 8.0.39.22 (Area-Local Opaque-Type/ID)
Opaque Type: 8
Opaque ID: 10006
Advertising Router: 2.2.2.2
LS Seq Number: 80000005
Checksum: 0xb36f
Length: 52

```

```

Link Type: 2
Link ID: 23.1.1.2
Link Data: 23.1.1.2
Flags: 0x60 (-|V|L|-|-|-|-)
MT-ID: 0
NBR ID: 1.1.1.1
SID: 24960

```

RTR3

```

RTR3#show bgp link-state link-state
BGP router identifier 50.1.1.2, local AS number 100
Origin codes: i - IGP, e - EGP
Prefix codes: E link, V node, T IP reachable route, I Identifier
               N local node, R remote node, L link, P prefix
               L1/L2 ISIS level-1/level-2, O OSPF, a area-ID,
               c confed-ID/ASN, b bgp-identifier, r router-ID,
               i if-address, n nbr-address, o OSPF Route-type,
               p IP-prefix, d designated router address, s ISO-ID
i [V][O][I0x1][N[c100][b23.1.1.2][a0.0.0.0][r1.1.1.1]]/216
i [V][O][I0x1][N[c100][b23.1.1.2][a0.0.0.0][r2.2.2.2]]/216
i [V][O][I0x1][N[c100][b23.1.1.2][a0.0.0.0][r2.2.2.2d23.1.1.2]]/248
i
[E][O][I0x1][N[c100][b23.1.1.2][a0.0.0.0][r1.1.1.1][R[c100][b23.1.1.2][a0.0.0.0][r2.2.2.2d23.1.1.2]][L[i23.1.1.1][n23.1.1.2]]/376
i
[E][O][I0x1][N[c100][b23.1.1.2][a0.0.0.0][r2.2.2.2][R[c100][b23.1.1.2][a0.0.0.0][r2.2.2.2d23.1.1.2]][L[i23.1.1.2][n23.1.1.2]]/376
i
[E][O][I0x1][N[c100][b23.1.1.2][a0.0.0.0][r2.2.2.2d23.1.1.2][R[c100][b23.1.1.2][a0.0.0.0][r1.1.1.1]][L[i23.1.1.2][n23.1.1.1]]/376
i
[E][O][I0x1][N[c100][b23.1.1.2][a0.0.0.0][r2.2.2.2d23.1.1.2][R[c100][b23.1.1.2][a0.0.0.0][r2.2.2.2]]][L[i23.1.1.2][n23.1.1.2]]/376
i [T][O][I0x1][N[c100][b23.1.1.2][a0.0.0.0][r1.1.1.1]][P[0x1][p1.1.1.1/32]]/264
i [T][O][I0x1][N[c100][b23.1.1.2][a0.0.0.0][r2.2.2.2]][P[0x1][p2.2.2.2/32]]/264
NLRIs, Total: 9, Node: 3, Link: 4, Prefix: 2

```

```
RTR3#show bgp link-state link-state
[E][O][I0x1][N[c100][b23.1.1.2][a0.0.0.0][r1.1.1.1][R[c100][b23.1.1.2][a0.0.0.0][r2.2.2
.2d23.1.1.2]][L[i23.1.1.1][n23.1.1.2]]/376
BGP routing table entry for
[E][O][I0x1][N[c100][b23.1.1.2][a0.0.0.0][r1.1.1.1][R[c100][b23.1.1.2][a0.0.0.0][r2.2.2
.2d23.1.1.2]][L[i23.1.1.1][n23.1.1.2]]/376
Local
  Received from 23.1.1.2
    Link State:
      Local Router ID: 1.1.1.1, Remote Router ID: 2.2.2.2
      Max link bw(kbits/sec): 10000000.00 ,Max reservable link bw(kbits/sec): 10000000.00
      Max unreserved link bw(kbits/sec):10000000.00 10000000.00 10000000.00 10000000.00
10000000.00 10000000.00 10000000.00 10000000.00
      TE metric 1 , IGP metric 1
      SR Flags: B:0 V:1 L:1 G:0 P:0
Adjacency SID: 24320 Link Delay : 2 us Anomalous : 0
  Link Min/Max Delay : 1/2 us, Anomalous : 0
  Link Delay-variation : 0 us

  Local TE Router-ID:1.1.1.1
```

Path Computation Element Communication Protocol Command Reference

CHAPTER 1 PCEP Commands

This chapter describes the commands for Path Computation Element Protocol (PCEP).

- `capability`
- `clear pcep peer`
- `clear pcep request`
- `clear pcep statistics`
- `cool-off-timeout`
- `deadtimer`
- `debug pcep`
- `exit-capability`
- `flap-limit`
- `keepalive`
- `lsp-state-timeout`
- `pce configuration`
- `pce init-lsp-limit`
- `pce instantiation`
- `peer-address`
- `redelegation-timeout`
- `request-timeout`
- `show pcep client`
- `show pcep detail`
- `show pcep pce-request`
- `show pcep peer`
- `show pcep segment-routing srv6 path brief`
- `show pcep statistics`
- `show pcep tunnel`
- `tolerance deadtimer`
- `tolerance keepalive`
- `update-limit`
- `update-source`

capability

Use this command to enter PCEP capability mode.

Command Syntax

```
capability
```

Parameters

None

Command Mode

PCEP mode

Applicability

This command was introduced in OcNOS version 4.0.

Example

```
#configure terminal
(config)#pce configuration 1
(config-pcep)#capability
(config-pcep-cap)#
```

clear pcep peer

Use this command to reset the PCEP session.

Command Syntax

```
clear pcep peer (A.B.C.D | X:X::X:X |*)
```

Parameters

A.B.C.D	PCEP IPv4 peer address
X:X::X:X	PCEP IPv6 peer address
*	All PCEP peers

Command Mode

Exec mode

Applicability

This command was introduced in OcNOS version 4.0.

Example

```
#clear pcep peer
```

clear pcep request

Use this command to re-trigger a PCEP request. If this command is ignored if an existing PCE request is in progress.

Command Syntax

```
clear pcep request (<5001-65535>|all)
```

Parameters

<5001-65535>	Tunnel-id
all	All tunnel interfaces

Command Mode

Exec mode

Applicability

This command was introduced in OcNOS version 4.0.

Example

```
#clear pcep request all
```

```
#show pcep request
```

```
=====
Path Computation Client Request Details:
=====
```

```
Tunnel-id      : 1
Request-id     : 1
Ingress        : 1.1.1.1
Egress         : 3.3.3.3
Bandwidth      : 40m
Time due       : 0 secs
State          : Init
```

clear pcep statistics

Use this command to reset all PCEP statistics to zero.

Syntax

```
clear pcep statistics
```

Parameters

None

Command Mode

Exec mode

Applicability

This command was introduced in OcNOS version 4.0.

Example

```
#clear pcep statistics

#show pcep statistics

=====
Path Computation Client Statistics Details:
=====

Entity Index           : 1
PCE Server IP         : 50.50.50.1
Open sent              : 0
Open recv              : 0
Path request sent     : 0
Path response recv    : 0
Error Sent             : 0
Error received        : 0
Notification Sent     : 0
Notification received : 0
Keepalive Sent        : 0
Keepalive received    : 0
Unknown recv          : 0
Corrupt recv          : 0
Request cancelled     : 0
Request rejected      : 0
Request Timed out    : 0
Request comp failed   : 0
Request with reply    : 0
```

cool-off-timeout

Use this command to set the flap dampening interval.

Use the `no` form of this command to set the flap dampening interval to its default value (300 seconds).

Syntax

```
cool-off-timeout <1-300>
```

Parameters

<1-300> Flap dampening interval in seconds. The default value is 300 seconds.

Default

300 seconds

Command Mode

PCEP mode

Applicability

This command was introduced in OcNOS version 4.0.

Example

```
#configure terminal
(config)#pce configuration 1
(config-pcep)#cool-off-timeout 150
```

deadtimer

Use this command to set the dead timer.

Use the `no` form of this command to set the dead timer to its default (120 seconds).

Command Syntax

```
deadtimer <1-255>
no deadtimer
```

Parameters

`<1-255>` The keepalive dead interval in seconds. The default value is 120 seconds (4 times the [keepalive](#) default value).

Default

120 seconds

Command Mode

PCEP mode

Applicability

This command was introduced in OcNOS version 4.0.

Example

```
#configure terminal
(config)#pce configuration 127
(config-pcep)#deadtimer 98
```

debug pcep

Use this command to debug PCEP.

Use the `no` form of this command to disable debugging.

Command Syntax

```
debug pcep
    (events|error|packet|timer|update|report|request|instantiation|delegation|all)
no debug pcep
    (events|error|packet|timer|update|report|request|instantiation|delegation|all)
```

Parameters

<code>events</code>	Path computation client FSM events
<code>error</code>	Path computation client errors
<code>packet</code>	Path computation client packets
<code>timer</code>	Path computation client timers
<code>update</code>	Path computation update
<code>report</code>	Path computation report
<code>request</code>	Path computation request
<code>instantiation</code>	Path computation instantiation
<code>delegation</code>	Path computation delegation
<code>all</code>	Enable all debugging

Command Mode

Exec and Config mode

Applicability

This command was introduced in OcNOS version 4.0.

Example

```
#debug pcep packet
#no debug packet
```

exit-capability

Use this command to exit PCEP capability mode.

Command Syntax

```
exit-capability
```

Parameters

None

Command Mode

PCEP capability mode

Applicability

This command was introduced in OcNOS version 4.0.

Example

```
#configure terminal
(config)#pce configuration 1
(config-pcep)#capability
(config-pcep-cap)#exit-capability
(config-pcep)#
```


flap-limit

Use this command to set the number of flaps within the given time unit allowed by a PCE.

Use the `no` form of this command to set the number of flaps and time unit to their default value (0 flaps and 0 seconds).

Command Syntax

```
flap-limit <10-1000> <10-36000>
no flap-limit
```

Parameters

<10-1000>	Number of flaps allowed by PCE
<10-36000>	Time unit for flap dampening in seconds

Default

Number of flaps: 0

Time unit for flap dampening: 0 seconds

Command Mode

PCEP mode

Applicability

This command was introduced in OcnOS version 4.0.

Example

```
#configure terminal
(config)#pce configuration 127
(config-pcep)#flap-limit 3 50
```

keepalive

Use this command to set the local keepalive interval.

Use the `no` form of this command to set the keepalive interval to its default (30 seconds).

Command Syntax

```
keepalive <0-255>
no keepalive
```

Parameters

`<0-255>` Keepalive interval in seconds. The default value is 30 seconds.

Default

30 seconds

Command Mode

PCEP mode

Applicability

This command was introduced in OcNOS version 4.0.

Example

```
#configure terminal
(config)#pce configuration 127
(config-pcep)#keepalive 200
```

Isp-state-timeout

Use this command to set the interval in seconds that a Path Computation Client (PCC) waits when a PCEP session is terminated before flushing the LSP state associated with that PCEP session.

Use the `no` form of this command set the interval to its default value (60 seconds).

Command Syntax

```
isp-state-timeout (<1-600> | infinity)
no isp-state-timeout
```

Parameters

<code><1-600></code>	Interval in seconds that a PCC waits when a PCEP session is terminated before flushing the LSP state. The default is 60 seconds.
<code>infinity</code>	Maintain state infinitely.

Default

60 seconds

Command Mode

PCEP mode

Applicability

This command was introduced in OcNOS version 4.0.

Example

```
#configure terminal
(config)#pce configuration 127
(config-pcep)#isp-state-timeout 10
```

pce configuration

Use this command to enter PCEP configuration mode and configure a PCEP client.

Use the `no` form of the command to remove a PCEP client configuration.

Command Syntax

```
pce configuration <1-255>
no pce configuration <1-255>
```

Parameters

<1-255> Path computation element entity identifier

Command Mode

Config mode

Applicability

This command was introduced in OcNOS version 4.0.

Example

```
#configure terminal
(config)#pce configuration 10
(config-pcep)#
```

pce init-lsp-limit

Use this command to set the number of PCE initiate messages that a PCC can process.

Use the `no` form of the command to set the number of PCE initiate messages to its default value (1048575 initiate messages).

Command Syntax

```
pce init-lsp-limit <1-1048575>
no pce init-lsp-limit
```

Parameters

`<1-1048575>` Number of PCE initiate messages that a PCC can process. The default is 1048575 initiate messages.

Default

1048575 initiate messages

Command Mode

Configure mode

Applicability

This command was introduced in OcnOS version 4.0.

Example

```
#configure terminal
(config)#pce init-lsp-limit 7777
```

pce instantiation

Use this command to enable PCE-initiated LSP instantiation.

Use the `no` form of this command to disable PCE-initiated LSP instantiation.

Command Syntax

```
pce instantiation
no pce instantiation
```

Parameters

None

Default

PCE-initiated LSP instantiation is disabled.

Command Mode

PCEP capability mode

Applicability

This command was introduced in OcnOS version 4.0.

Example

```
#configure terminal
(config)#pce configuration 1
(config-pcep)#capability
(config-pcep-cap)#pce instantiation
```

peer-address

Use this command to configure the MD5 authentication key and delegation priority for the session.

Use the `no` form of the command to unset MD5 authentication key.

Command Syntax

```
peer-address ipv4 (A.B.C.D | X:X::X:X) (md5 WORD | delegation-priority <1-65535>|)
no peer-address ipv4 A.B.C.D (md5 | delegation-priority |)
```

Parameter

A.B.C.D	IPv4 address of the peer
X:X::X:X	IPv6 address of the peer
WORD	The MD5 authentication key
<1-65535>	Delegation priority of the PCEP peer

Command Mode

PCEP mode

Applicability

This command was introduced in OcNOS version 4.0.

Example

```
#configure terminal
(config)#pce configuration 127
(config-pcep)#peer-address ipv4 1.1.1.1 md5 ipi-pcep

#configure terminal
(config)#pce configuration 127
(config-pcep)#peer-address ipv4 1.1.1.1 delegation-priority 500
```

redelegation-timeout

Use this command to set the timeout in seconds for how long a Path Computation Client (PCC) waits before revoking LSP delegation to a PCE and attempting to redelegate LSPs associated with the terminated PCEP session to an alternate PCE.

Use the `no` form of this command to set the redelegation timeout to its default (30 seconds).

Command Syntax

```
redelegation-timeout <1-600>
no redelegation-timeout
```

Parameters

<code><1-600></code>	Interval in seconds for how long a PCC waits before revoking LSP delegation to a PCE. The default is 30 seconds.
----------------------------	--

Default

30 seconds

Command Mode

PCEP mode

Applicability

This command was introduced in OcnOS version 4.0.

Example

```
#configure terminal
(config)#pce configuration 127
(config-pcep)#redelegation-timeout 100
```

request-timeout

Use this command to set the amount of time a Path Computation Client (PCC) waits for a reply after sending a path computation request.

Use the `no` form of this command to the request timeout to its default (10 seconds).

Command Syntax

```
request-timeout <1-20>
no request-timeout
```

Parameters

<1-20> Timeout interval for a pending request. The default value is 10 seconds.

Command Mode

10 seconds

Command Mode

PCEP mode

Applicability

This command was introduced in OcNOS version 4.0.

Example

```
#configure terminal
(config)#pce configuration 127
(config-pcep)#request-timeout 15
```

show pcep client

Use this command to display information about the PCEP client.

Command Syntax

```
show pcep client
```

Parameters

None

Command Mode

Exec mode

Applicability

This command was introduced in OcNOS version 4.0.

Example

```
#show pcep client

PCEP Client ID
Socket
Service
String
Message received
connection time
```

show pcep detail

Use this command to display all of the session parameters.

Command Syntax

```
show pcep detail
```

Parameters

None

Command Mode

Exec mode

Applicability

This command was introduced in OcNOS version 4.0.

Example

```
#show pcep detail
```

```
=====  
Path Computation Client Parameter Details :  
=====
```

```
Open wait Timer value      : 60 sec  
Keep wait Timer value      : 60 sec  
Session Connect Timer     : 60 sec  
Session Connect Retry     : 5  
Keep alive Timer value    : 30 sec  
Dead Timer value          : 120 sec  
Request Time out value    : 120 sec  
PCE Initiate LSP's Limit  : 1048575
```

show pcep pce-request

Use this command to display the requests in PCEPD module and their status. This command also displays any error messages if the reply received is not correct.

Command Syntax

```
show pcep pce-request
```

Parameters

None

Command Mode

Exec mode

Applicability

This command was introduced in OcNOS version 4.0.

Example

```
#show pcep pce-request
```

```
=====
Path Computation Client Request Details :
=====
Tunnel-id   : 1
Request-id  : 1
Ingress     : 1.1.1.1
Egress      : 3.3.3.3
Bandwidth   : 40m
Time due    : 0 secs
State       : In-Progress
```

show pcep peer

Use this command to display all PCE peers and their current states.

Command Syntax

```
show pcep peer
```

Parameters

none

Command Mode

Exec mode

Applicability

This command was introduced in OcNOS version 4.0.

Example

```
#show pcep peer
=====
Path Computation Client Connection Details :
PCEP entity id : 1
Peer Info
-----
PCE Server IP           : 20.0.0.3
PCEP Local session-id  : 17
PCEP Remote session-id : 1
Session Connect Retry  : 0
Session Connect due in : 57 sec
OpenRetry              : 0
Open wait due in      : 0 sec
Keep wait due in      : 0 sec
Keep alive timer due in : 27 sec
Peer Keep-alive value  : 30 sec
Peer Dead timer value  : 120 sec
Peer Dead timer due in : 117 sec
Peer Overloaded        : No
Peer Overload due in   : 0 sec
LocalOK                : 1
RemoteOK               : 1
Max unknown messages   : 0
FSM State              : Up
Total FSM State changes : 4
Peer Up time           : 00:00:03
Flap Limit Timer value : 300 Sec
Local Capabilities :
Stateful PCE Capability : Yes
LSP Instantiation       : Yes
SR PCE Capability       : Yes
Remote Capabilities :
Stateful PCE Capability : Yes
LSP Update Capability   : Yes
LSP Instantiation       : Yes
```

SR PCE Capability : Yes
#

show pcep segment-routing srv6 path brief

Use this command to show as a list the srv6 paths processed by the Path Computation Client (PCC) with the help of an external Path Computation Element (PCE).

Command Syntax

```
show pcep segment-routing srv6 path brief
```

Parameters

None

Command Mode

Exec and Privileged Exec mode

Applicability

This command was introduced in OcNOS version 6.0.0.

Example

```
#sh pcep segment-routing srv6 path brief
```

```
PCEP Entity : 1 Database
```

Policy	CP	PLSP-ID	Oper	Admin	Report	Delegated	PCE	Local-
Policy Redefinition	State-timeout							
Name	ID	per lsp	Status	Status	Enabled	PCE	Initiated	Status
in secs	in secs							
policy1	0	1	UP	UP	Yes	10.8.8.8	Yes	No
NA	NA							

show pcep statistics

Use this command to display the session statistics.

Command Syntax

```
show pcep statistics
```

Parameters

none

Command Mode

Exec mode

Applicability

This command was introduced in OcNOS version 4.0.

Example

```
#show pcep statistics

=====
Path Computation Client Statistics Details:
=====

Entity Index           : 1
PCE Server IP         : 50.50.50.1
Open sent              : 2
Open recv              : 1
Path request sent     : 1
Path response recv    : 1
Error Sent             : 0
Error received        : 0
Notification Sent     : 0
Notification received : 0
Keepalive Sent        : 33
Keepalive received    : 32
Unknown recv          : 0
Corrupt recv          : 0
Request cancelled     : 0
Request rejected      : 0
Request Timed out    : 0
Request comp failed   : 0
Request with reply    : 0
```

show pcep tunnel

Use this command to display information about the PCEP tunnels.

Command Syntax

```
show pcep tunnel brief
show pcep tunnel all
show pcep tunnel <5001-65535> pce <1-255>
```

Parameters

brief	Brief information
all	All tunnels
<5001-65535>	Path computation element tunnel identifier
<1-255>	Path computation element entity identifier

Command Mode

Exec mode

Applicability

This command was introduced in OcNOS version 4.0.

Example

```
#show pcep tunnel brief
```

```
PCEP Entity : 1 Database
```

Tunnel	Tunnel		Oper	Admin	Report	Delegated	PCE	Local-Policy
Redelegation	State	timeout						

Name	ID	LSP-ID	Status	Status	Enabled	PCE	Initiated	Status	in
secs	in secs								

```
=====
=====
t3      5004      2206      UP      UP      Yes      20.0.0.3      No      No      NA
NA
```

```
#
```

tolerance deadtimer

Use this command to set the tolerance dead-timer.

Use the `no` form of this command to set the tolerance dead-timer to its default (0 seconds)

Command Syntax

```
tolerance deadtimer <1-255>
no tolerance deadtimer
```

Parameters

`<1-255>` Tolerance dead-timer interval. The default is 0 seconds.

Default

0 seconds

Command Mode

PCEP mode

Applicability

This command was introduced in OcnOS version 4.0.

Example

```
#configure terminal
(config)#pce configuration 127
(config-pcep)#tolerance deadtimer 50
```

tolerance keepalive

Use this command to set the tolerance keepalive interval.

Use the `no` form of this command to set the tolerance keepalive interval to its default (0 seconds).

command syntax

```
tolerance keepalive <1-255>
no tolerance keepalive
```

Parameters

<1-255> Tolerance keepalive interval. The default is 0 seconds.

Default

0 seconds

Command Mode

PCEP mode

Applicability

This command was introduced in OcnOS version 4.0.

Example

```
#configure terminal
(config)#pce configuration 127
(config-pcep)#tolerance keepalive 50
```

update-limit

Use this command to set the number of updates within the given time unit allowed by a PCE.

Use the `no` form of this command to set the number of updates and time unit to their default value (0 flaps and 0 seconds).

Command Syntax

```
update-limit <1-1000> <10-36000>
```

```
no update-limit
```

Parameters

<1-1000>	Number of updates allowed by PCE
<10-36000>	Time unit in seconds for update dampening

Default

Number of updates: 0

Time unit for update dampening: 0 seconds

Command Mode

PCEP mode

Applicability

This command was introduced in OcnOS version 4.0.

Example

```
#configure terminal
(config)#pce configuration 1
(config-pcep)#update-limit 3 50
```

update-source

Use this command to set the source address for Path Computation Client (PCC) updates.

Use the `no` form of the command to delete the source address for PCC updates.

Command Syntax

```
update-source (A.B.C.D | X:X::X:X)
no update-source
```

Parameters

A.B.C.D	IPv4 source address of the PCC
X:X::X:X	IPv6 source address of the PCC

Default

The source address is null.

Command Mode

PCEP mode

Applicability

This command was introduced in OcNOS version 4.0.

Example

```
#configure terminal
(config)#pce configuration 10
(config-pcep)#update-source 20.0.0.1
```

CHAPTER 2 BGP Link State Distribution Commands

BGP Link State distribution is achieved by retrieving the Link state and traffic engineering information from OSPF and advertising it through Network Layer Reachability Information (NLRI) messages with well-defined TLVs and dedicated address families, called Link States.

BGP Link state capability is a means to collect link state information from OSPF protocol and organizing it into Node, Link, and Prefix NLRIs, and then advertising them to a BGP speaker connected to an external application, such as Path Computation Elements (PCE).

- [address-family](#)
- [debug bgp link-state](#)
- [debug ip ospf dist-ls](#)
- [debug isis dist-ls](#)
- [debug isis dist-ls](#)
- [show bgp link-state](#)

address-family

Use this command to advertise BGP link-state capability to BGP peers.

Use the `no` form of this command to not advertise BGP link-state capability to BGP peers.

Command Syntax

```
address-family link-state link-state
```

Parameters

None

Command Mode

BGP router mode

Applicability

This command was introduced in OcNOS version 4.0.

Example

```
#configure terminal
(config)#router bgp 100
(config-router)#neighbor 3.3.3.3 update-source lo
(config-router)#neighbor 3.3.3.3 remote-as 100

(config-router)#address-family link-state link-state
(config-router-af)#neighbor 3.3.3.3 activate
(config-router-af)#exit-address-family
```

debug bgp link-state

Use this command to enable debug logs for BGP link-state distribution.

Use the `no` form of this command to disable debug logs for BGP link-state distribution.

Command Syntax

```
debug bgp link-state
no debug bgp link-state
```

Parameters

None

Command Mode

Exec and Privileged Exec mode

Applicability

This command was introduced in OcNOS version 4.0.

Example

```
#debug bgp link-state
```


debug ip ospf dist-ls

Use this command to enable debug logs for OSPF link-state distribution.

Use the `no` form of this command to disable debug logs for OSPF link-state distribution.

Command Syntax

```
debug ip ospf dist-ls
no debug ip ospf dist-ls
```

Parameters

None

Command Mode

Exec and Privileged Exec mode

Applicability

This command was introduced in OcNOS version 4.0.

Example

```
#debug ip ospf dist-ls
```

debug isis dist-ls

Use this command to enable debug logs for ISIS link-state distribution.

Use the `no` form of this command to disable debug logs for ISIS link-state distribution.

Command Syntax

```
debug isis dist-ls
no debug isis dist-ls
```

Parameters

None

Command Mode

Exec and Privileged Exec mode

Applicability

This command was introduced in OcNOS version 4.0.

Example

```
#debug isis dist-ls
```

distribute bgp-ls

Use this command to enable BGP link-state capability in an OSPF or ISIS router instance.

Use the `no` form of this command to disable BGP link-state capability in an OSPF or ISIS router instance.

Command Syntax

```
distribute bgp-ls (throttle <5-20>|)
no distribute bgp-ls (throttle |)
```

Parameters

`<5-20>` Throttle time in seconds to process link-state distribution queue. The default is 5 seconds.

Default

BGP link-state capability is disabled. The default throttle time is 5 seconds.

Command Mode

OSPF router mode

ISIS router mode

Applicability

This command was introduced in OcNOS version 4.0.

Example

```
#configure terminal
(config)#router ospf
(config-ospf)#distribute bgp-ls throttle 10
(config-ospf)#exit

#configure terminal
(config)#router isis
(config-ospf)#distribute bgp-ls throttle 10
(config-ospf)#exit
```

show bgp link-state

Use this command display the Link State information advertised by BGP.

Command Syntax

```
show bgp link-state (NLRI|self-originate|adv-router A.B.C.D|count|)
```

Parameters

NLRI	NLRI string
self-originated	Self-originated link-state
adv-router	Advertised link-state
A.B.C.D	Advertised router ID
count	Number of NLRIs

Command Mode

Exec and Privileged Exec mode

Applicability

This command was introduced in OcNOS version 4.0.

Example

```
#debian-x86_64#show bgp link-state link-state
BGP router identifier 192.168.0.2, local AS number 100
Origin codes: i - IGP, e - EGP
Prefix codes: E link, V node, T IP reachable route, I Identifier
               N local node, R remote node, L link, P prefix
               L1/L2 ISIS level-1/level-2, O OSPF, a area-ID,
               c confed-ID/ASN, b bgp-identifier, r router-ID,
               i if-address, n nbr-address, o OSPF Route-type,
               p IP-prefix d designated router address
[V][O][I0xa][N[c100][b192.168.0.2][a0.0.0.0][r192.168.0.1]]/216
[V][O][I0xa][N[c100][b192.168.0.2][a0.0.0.0][r192.168.0.2]]/216
[V][O][I0xa][N[c100][b192.168.0.2][a0.0.0.0][r192.168.0.2d25.0.0.2]]/248
[V][O][I0xa][N[c100][b192.168.0.2][a0.0.0.0][r192.168.0.2d35.0.0.1]]/248
[V][O][I0xa][N[c100][b192.168.0.2][a0.0.0.0][r192.168.0.3]]/216
i [V][O][I0xa][N[c100][b192.168.0.3][a0.0.0.0][r192.168.0.1]]/216
i [V][O][I0xa][N[c100][b192.168.0.3][a0.0.0.0][r192.168.0.2]]/216
i [V][O][I0xa][N[c100][b192.168.0.3][a0.0.0.0][r192.168.0.2d25.0.0.2]]/248
i [V][O][I0xa][N[c100][b192.168.0.3][a0.0.0.0][r192.168.0.2d35.0.0.1]]/248
i [V][O][I0xa][N[c100][b192.168.0.3][a0.0.0.0][r192.168.0.3]]/216
[E][O][I0xa][N[c100][b192.168.0.2][a0.0.0.0][r192.168.0.1][R[c100][b192.168.0.2][a0.0.0.0][r192.168.0.2d25.0.0.2]][L[i25.0.0.1][n25.0.0.2]]/376
[E][O][I0xa][N[c100][b192.168.0.2][a0.0.0.0][r192.168.0.2][R[c100][b192.168.0.2][a0.0.0.0][r192.168.0.2d25.0.0.2]][L[i25.0.0.2][n25.0.0.2]]/376
[E][O][I0xa][N[c100][b192.168.0.2][a0.0.0.0][r192.168.0.2][R[c100][b192.168.0.2][a0.0.0.0][r192.168.0.2d35.0.0.1]][L[i35.0.0.1][n35.0.0.1]]/376
[E][O][I0xa][N[c100][b192.168.0.2][a0.0.0.0][r192.168.0.2d25.0.0.2][R[c100][b192.168.0.2][a0.0.0.0][r192.168.0.1]][L[i25.0.0.2][n25.0.0.1]]/376
```

```

[E][O][I0xa][N[c100][b192.168.0.2][a0.0.0.0][r192.168.0.2d25.0.0.2][R[c100][b1
92.168.0.2][a0.0.0.0][r192.168.0.2]][L[i25.0.0.2][n25.0.0.2]]/376
[E][O][I0xa][N[c100][b192.168.0.2][a0.0.0.0][r192.168.0.2d35.0.0.1][R[c100][b1
92.168.0.2][a0.0.0.0][r192.168.0.2]][L[i35.0.0.1][n35.0.0.1]]/376
[E][O][I0xa][N[c100][b192.168.0.2][a0.0.0.0][r192.168.0.2d35.0.0.1][R[c100][b1
92.168.0.2][a0.0.0.0][r192.168.0.3]][L[i35.0.0.1][n35.0.0.2]]/376
[E][O][I0xa][N[c100][b192.168.0.2][a0.0.0.0][r192.168.0.3][R[c100][b192.168.0.
2][a0.0.0.0][r192.168.0.2d35.0.0.1]][L[i35.0.0.2][n35.0.0.1]]/376
i
[E][O][I0xa][N[c100][b192.168.0.3][a0.0.0.0][r192.168.0.2d25.0.0.2][R[c100][b1
92.168.0.3][a0.0.0.0][r192.168.0.1]][L[i25.0.0.2][n25.0.0.1]]/376
i
[E][O][I0xa][N[c100][b192.168.0.3][a0.0.0.0][r192.168.0.2d25.0.0.2][R[c100][b1
92.168.0.3][a0.0.0.0][r192.168.0.2]][L[i25.0.0.2][n25.0.0.2]]/376
i
[E][O][I0xa][N[c100][b192.168.0.3][a0.0.0.0][r192.168.0.2d35.0.0.1][R[c100][b1
92.168.0.3][a0.0.0.0][r192.168.0.2]][L[i35.0.0.1][n35.0.0.1]]/376
[T][O][I0xa][N[c100][b192.168.0.2][a0.0.0.0][r192.168.0.1]][P[0x1][p192.168.0.
1/32]]/264
[T][O][I0xa][N[c100][b192.168.0.2][a0.0.0.0][r192.168.0.2]][P[0x1][p192.168.0.
2/32]]/264
[T][O][I0xa][N[c100][b192.168.0.2][a0.0.0.0][r192.168.0.3]][P[0x1][p192.168.0.
3/32]]/264
i
[T][O][I0xa][N[c100][b192.168.0.3][a0.0.0.0][r192.168.0.1]][P[0x1][p192.168.0.
1/32]]/264
i
[T][O][I0xa][N[c100][b192.168.0.3][a0.0.0.0][r192.168.0.2]][P[0x1][p192.168.0.
2/32]]/264
i
[T][O][I0xa][N[c100][b192.168.0.3][a0.0.0.0][r192.168.0.3]][P[0x1][p192.168.0.
3/32]]/264
NLRIs, Total: 27, Node: 10, Link: 11, Prefix: 6

```

```

debian-x86_64#show bgp link-state link-state count

```

```

-----
Total  NLRIs    : 16
Node   NLRIs    : 5
Link   NLRIs    : 8
Prefix NLRIs    : 3
-----

```

```

debian-x86_64#show bgp link-state link-state adv-router 192.168.0.3

```

```

BGP router identifier 192.168.0.2, local AS number 100

```

```

Origin codes: i - IGP, e - EGP

```

```

Prefix codes: E link, V node, T IP reachable route, I Identifier

```

```

               N local node, R remote node, L link, P prefix

```

```

               L1/L2 ISIS level-1/level-2, O OSPF, a area-ID,

```

```

               c confed-ID/ASN, b bgp-identifier, r router-ID,

```

```

               i if-address, n nbr-address, o OSPF Route-type,

```

```

               p IP-prefix d designated router address

```

```

[V][O][I0xa][N[c100][b192.168.0.2][a0.0.0.0][r192.168.0.3]]/216

```

```

[E][O][I0xa][N[c100][b192.168.0.2][a0.0.0.0][r192.168.0.3][R[c100][b192.168.0.
2][a0.0.0.0][r192.168.0.2d35.0.0.1]][L[i35.0.0.2][n35.0.0.1]]/376

```

```

[T][O][I0xa][N[c100][b192.168.0.2][a0.0.0.0][r192.168.0.3]][P[0x1][p192.168.0.
3/32]]/264

```

```

NLRIs, Total: 3, Node: 1, Link: 1, Prefix: 1

```

```

debian-x86_64#show bgp link-state link-state self-originate

```

```

BGP router identifier 192.168.0.2, local AS number 100

```

Origin codes: i - IGP, e - EGP
Prefix codes: E link, V node, T IP reachable route, I Identifier
N local node, R remote node, L link, P prefix
L1/L2 ISIS level-1/level-2, O OSPF, a area-ID,
c confed-ID/ASN, b bgp-identifier, r router-ID,
i if-address, n nbr-address, o OSPF Route-type,
p IP-prefix d designated router address
[V] [O] [I0xa] [N[c100] [b192.168.0.2] [a0.0.0.0] [r192

CHAPTER 3 PCEP Segment-Routing Commands

This chapter describes the segment routing commands for Path Computation Element Protocol (PCEP).

- [pce entity](#)
- [pce lsp-delegate](#)
- [pce state-report](#)
- [segment-routing pcep](#)
- [show pcep segment-routing lsp](#)

pce entity

Use this command to:

- Assign a PCE entity to a segment routing policy
- Assign a PCE entity to a RSVP tunnel

Use the `no` form of this command to:

- Remove a PCE entity from a segment routing policy
- Remove a PCE entity from a RSVP tunnel

Syntax

```
pce entity <1-255>
no pce entity
```

Parameters

`entity <1-255>` Path computation element entity identifier.

Command Mode

RSVP trunk mode

Segment routing policy mode

Applicability

Introduced in OcNOS version 4.0.

Example

```
#configure terminal
(config)#rsvp-trunk T1 ipv4
(config-trunk)#pce entity 127

#configure terminal
(config)#segment-routing
(config-sr)#traffic-engineering
(config-sr-te)#policy P1
(config-sr-pol)#pce entity 127
```


pce lsp-delegate

Use this command to delegate all LSPs of a segment routing policy or RSVP trunk to a PCE entity.

Use `no` form of this command to revoke all LSPs of a segment routing policy or RSVP trunk from a PCE entity.

Syntax

```
pce lsp-delegate
no pce lsp-delegate
```

Parameters

None

Default

LSPs are not delegated to a segment routing policy of RSVP trunk.

Command Mode

RSVP trunk mode

Segment routing policy mode

Applicability

Introduced in OcNOS version 4.0.

Example

```
#configure terminal
(config)#segment-routing
(config-sr)#traffic-engineering
(config-sr-te)#policy P1
(config-sr-pol)#pce lsp-delegate

#configure terminal
(config)#rsvp-trunk T1 ipv4
(config-trunk)#pce lsp-delegate
```

pce state-report

Use this command to enable sending a PCEP state report.

Use the `no` form of this command to disable sending a PCEP state report.

Syntax

```
pce state-report
no pce state-report
```

Parameters

None

Default

Sending a PCEP state report is disabled.

Command Mode

RSVP trunk mode

Segment routing policy mode

Applicability

Introduced in OcNOS version 4.0.

Example

```
#configure terminal
(config)#segment-routing
(config-sr)#traffic-engineering
(config-sr-te)#policy P1
(config-sr-pol)#pce state-report
```

```
#configure terminal
(config)#rsvp-trunk T1 ipv4
(config-trunk)#pce state-report
```

segment-routing pcep

Use this command to enable segment routing for PCE.

Use the `no` form of this command to disable the segment-routing.

Command Syntax

```
segment-routing pcep
no segment-routing pcep
```

Parameters

None

Command Mode

PCEP mode

Applicability

This command was introduced in OcNOS version 4.0.

Example

```
#configure terminal
(config)#pce configuration 1
(config-pcep)#capability
(config-pcep-cap)#segment-routing pcep
```

show pcep segment-routing lsp

Use this command to display information about PCEP segment routing tunnels.

Command Syntax

```
show pcep segment-routing lsp brief
show pcep segment-routing lsp <1-1048575> pce <1-255>
```

Parameters

<1-1048575>	LSP identifier
<1-255>	Path computation element entity identifier
brief	Brief information

Command Mode

Exec mode

Applicability

This command was introduced in OcNOS version 4.0.

Example

```
#show pcep segment-routing lsp 1 pce 1
=====
Tunnel ID : 1
PCEP Entity : 1
Request ID : 0
SRP ID : 0
Tunnel Name : p1
Symbolic Pathname : SR_LSP_1
Admin Status : UP
PCEP Peer : 20.0.0.3
PLSP-ID : 1
CP-ID : 12
Source Address : 1.1.1.1
Destination Address : 2.2.2.2
Extended Tunnel ID : 0.0.0.0
Tunnel Type : NSM SR Policy
PCEP Tunnel Delegate State : Delegation Enabled
PCEP Tunnel Report State : Report Enabled
PCE Initiated : No
Tunnel FSM Recent Event : New Session UP
Request Flag : None Set
Error Flag : None Set
Number of LSPs : 1
LSP ID : 0
Binding value info :
Binding value : 25600
Owner : PCC (local policy)
Alloc Mode : DYNAMIC
Oper Status : UP
SR ERO Hop Count : 1
SR ERO Hops :
```

Segment Type : 1
SID Label : 16002
SR RRO Hop Count : 1
SR RRO Hops :
Segment Type : 1
SID Label : 16002
Pending Updates : No pending updates

CHAPTER 4 Egress Peer Engineering Commands

This chapter describes the egress peer engineering (EPE) commands:

- [egress-engineering](#)
- [neighbor peer-adj hop-address](#)
- [neighbor peer-adj hop-address backup](#)
- [neighbor peer-node](#)
- [neighbor peer-node backup](#)
- [neighbor peer-set](#)

egress-engineering

Use this command to enable EPE for the default BGP routing instance and change the mode to EPE configure mode.

Command Syntax

```
egress-engineering
no egress-engineering
```

Command Mode

Configure mode

Applicability

This command was introduced in OcNOS version 5.0.

Examples

```
R1(config)#router bgp 200
R1(config-router)#egress-engineering
R1(config-router-epe)

R1(config-router)#no egress-engineering
```

neighbor peer-adj hop-address

Use this command to allocate an EPE peer-adj SID for a EBGp neighbor via a specific interface and advertise the label to the link-state peer.

Command Syntax

```
neighbor A.B.C.D peer-adj hop-address A.B.C.D
no neighbor A.B.C.D peer-adj hop-address A.B.C.D
```

Parameters

A.B.C.D	EBGP peer
hop-address	Next-hop address of the specific interface.

Command Mode

EPE configure mode

Applicability

This command was introduced in OcNOS version 5.0.

Examples

```
R1(config)#router bgp 200
R1(config-router)#neighbor 12.1.1.2 remote-as 100
R1(config-router)#address-family ipv4 unicast
R1(config-router-af)#neighbor 12.1.1.2 activate
R1(config-router)#egress-engineering
R1(config-router-epe)#neighbor 12.1.1.2 peer-node
R1(config-router-epe)#neighbor 12.1.1.2 peer-adj hop-address 12.1.1.2

R1(config-router-epe)#no neighbor 12.1.1.2 peer-adj hop-address 12.1.1.2
```

neighbor peer-adj hop-address backup

Use this command to allocate EPE backup for Peer-adj SID for a EBGp neighbor and advertise the label to Link-state peer.

Command Syntax

```
neighbor A.B.C.D peer-adj hop-address A.B.C.D backup backup-type peer-node backup-  
peer P.Q.R.S  
neighbor A.B.C.D peer-adj hop-address A.B.C.D backup backup-type peer-adj backup-  
peer P.Q.R.S hop-address P.Q.R.S  
no neighbor A.B.C.D peer-node backup
```

Parameters

A.B.C.D	EBGP peer
hop-address	Next hop address of the specific interface.
backup-type	peer-node and peer-adj
P.Q.R.S	Backup peer for this peer-node sid

Command Mode

EPE configure mode

Applicability

This command was introduced in OcNOS version 5.0.

Examples

```
R1(config)#router bgp 200  
R1(config-router)#neighbor 12.1.1.2 remote-as 100  
R1(config-router)#neighbor 13.1.1.2 remote-as 100  
R1(config-router)#address-family ipv4 unicast  
R1(config-router-af)#neighbor 12.1.1.2 activate  
R1(config-router-af)#neighbor 13.1.1.2 activate  
R1(config-router)#egress-engineering  
R1(config-router-epe)#neighbor 12.1.1.2 peer-node  
R1(config-router-epe)#neighbor 13.1.1.2 peer-node  
R1(config-router-epe)#neighbor 12.1.1.2 peer-adj hop-address 12.1.1.2  
R1(config-router-epe)#neighbor 13.1.1.2 peer-adj hop-address 13.1.1.2  
R1(config-router-epe)#neighbor 12.1.1.2 peer-adj hop-address 12.1.1.2 backup backup-  
type peer-node backup-peer 13.1.1.2
```

```
R1(config-router-epe)#no neighbor 12.1.1.2 peer-adj hop-address 12.1.1.2 backup
```

For Configuring peer-adj as backup:

```
R1(config-router-epe)#neighbor 12.1.1.2 peer-adj hop-address 12.1.1.2 backup backup-  
type peer-adj backup-peer 13.1.1.2 hop-address 13.1.1.2
```

neighbor peer-node

Use this command to allocate EPE peer-node SID for a EBGp neighbor and advertise the label to link-state peer.

Command Syntax

```
neighbor A.B.C.D peer-node
no neighbor A.B.C.D peer-node
```

Parameters

A.B.C.D EBGp peer

Command Mode

EPE configure mode

Applicability

This command was introduced in OcNOS version 5.0.

Examples

```
R1(config)#router bgp 200
R1(config-router)#neighbor 12.1.1.2 remote-as 100
R1(config-router)#address-family ipv4 unicast
R1(config-router-af)#neighbor 12.1.1.2 activate
R1(config-router)#egress-engineering
R1(config-router-epe)#neighbor 12.1.1.2 peer-node

R1(config-router-epe)#no neighbor 12.1.1.2 peer-node
```

neighbor peer-node backup

Use this command to allocate an EPE backup for a peer-node SID for an EBGP neighbor and advertise the label to the link-state peer.

Command Syntax

```
neighbor A.B.C.D peer-node backup backup-type peer-node backup-peer P.Q.R.S
neighbor A.B.C.D peer-node backup backup-type peer-adj backup-peer P.Q.R.S hop-
address P.Q.R.S
no neighbor A.B.C.D peer-node backup
```

Parameters

A.B.C.D	EBGP peer
backup-type	peer-node and peer-adj
P.Q.R.S	Backup peer for this peer-node sid
hop-address	Nexthop address of the specific interface.

Command Mode

EPE configure mode

Applicability

This command was introduced in OcNOS version 5.0.

Examples

```
R1(config)#router bgp 200
R1(config-router)#neighbor 12.1.1.2 remote-as 100
R1(config-router)#neighbor 13.1.1.2 remote-as 100
R1(config-router)#address-family ipv4 unicast
R1(config-router-af)#neighbor 12.1.1.2 activate
R1(config-router-af)#neighbor 13.1.1.2 activate
R1(config-router)#egress-engineering
R1(config-router-epe)#neighbor 12.1.1.2 peer-node
R1(config-router-epe)#neighbor 13.1.1.2 peer-node
R1(config-router-epe)#neighbor 12.1.1.2 peer-node backup backup-type peer-node backup-
peer 13.1.1.2
R1(config-router-epe)#neighbor 13.1.1.2 peer-adj hop-address 13.1.1.2
```

```
R1(config-router-epe)#no neighbor 12.1.1.2 peer-node backup
```

For Configuring peer-adj as backup:

```
R1(config-router-epe)#neighbor 12.1.1.2 peer-node backup backyp-type peer-adj backup-
peer 13.1.1.2 hop-address 13.1.1.2
```

neighbor peer-set

Use this command to allocate an EPE peer-set SID for a an EBGP neighbor and advertise the label to the link-state peer.

Command Syntax

```
neighbor A.B.C.D peer-set NAME
no neighbor A.B.C.D peer-set NAME
```

Parameters

A.B.C.D	EBGP peer
NAME	Peer set name

Command Mode

EPE configure mode

Applicability

This command was introduced in OcNOS version 5.0.

Examples

```
R1(config)#router bgp 200
R1(config-router)#neighbor 12.1.1.2 remote-as 100
R1(config-router)#neighbor 13.1.1.2 remote-as 100
R1(config-router)#address-family ipv4 unicast
R1(config-router-af)#neighbor 12.1.1.2 activate
R1(config-router-af)#neighbor 13.1.1.2 activate
R1(config-router)#egress-engineering
R1(config-router-epe)#neighbor 12.1.1.2 peer-node
R1(config-router-epe)#neighbor 13.1.1.2 peer-node
R1(config-router-epe)#neighbor 12.1.1.2 peer-set EPE
R1(config-router-epe)#neighbor 13.1.1.2 peer-set EPE

R1(config-router-epe)#no neighbor 12.1.1.2 peer-set EPE
```

Index

A

A.B.C.D/M SID-number 838

B

begin modifier 24
BGP community value
 command syntax 22
braces
 command syntax 21

C

command abbreviations 20
command completion 20
command line
 errors 20
 help 19
 keyboard operations 23
command modes 27
 configure 27
 exec 27
 interface 27
 privileged exec 27
 router 27
command negation 21
command syntax
 ? 22
 . 22
 () 21
 {} 21
 | 21
 A.B.C.D/M 22
 AA:NN 22
 BGP community value 22
 braces 21
 conventions 21
 curly brackets 21
 HH:MM:SS 22
 IFNAME 22
 interface name 22
 IPv4 address 22
 IPv6 address 22
 LINE 22
 lowercase 21
 MAC address 22
 monospaced font 21
 numeric range 22
 parentheses 21
 parenteses 21
 period 22
 question mark 22

 square brackets 22
 time 22
 uppercase 21
 variable placeholders 22
 vertical bars 21
 WORD 22
 X:X::X:X 22
 X:X::X:X/M 22
 XX:XX:XX:XX:XX:XX 22
configure mode 27
curly brackets
 command syntax 21

D

debug 794, 796, 883, 902

E

exec command mode 27
exit-ms-af 839, 840
Extended Prefix opaque LSA 145

F

FTN/ILM 31

I

IFNAME 22
IGP 31
inter-area segment routing 194
interface mode 27
intra-area segment routing 145
IPv4 address
 command syntax 22
IPv6 address
 command syntax 22
ISIS 35
isis segment-routing global block 800
ISIS-TE TLVs 35

L

label 33
label range 32
LDP 31
LINE 22
link Monitoring
 validation 1065, 1076

M

MAC address
 command syntax 22
mapping server 106, 305
MPLS 31

O

OSPF 31, 145
ospf segment-routing global block 803, 908

P

parentheses
 command syntax 21
parenteses
 command syntax 21
period
 command syntax 22
prefix segments 31
prefix SID 35, 145
prefix-sid 808
prefix-sid value 808
privileged exec mode 27

Q

question mark
 command syntax 22

R

remote failure detection 1069, 1078
Router Information opaque LSA 145
router mode 27
RSVP 31

S

segment routing 31
segment-routing mapping-server 843
segment-routing mpls 810, 910
segment-routing prefix-sid-map advertise-local 844
segment-routing prefix-sid-map receive 845
show commands 24
 exclude modifier 25
 include modifier 25
 redirect modifier 26
show ip ospf segment-routing announce-list 809, 895, 912
show ip ospf segment-routing capability 811, 895
show isis segment-routing capability 825, 900
show isis segment-routing state 827, 900
show segment-routing mapping-server prefix-sid-map 846
SID 33, 106, 305
source routing 31
square brackets
 command syntax 22
SRGB 32
srms preference 847

T

time
 command syntax 22
TLVs 305

V

validation 1069, 1078
vertical bars
 command syntax 21

W

WORD 22